

**FRANKE**

# 2022 Collection





- Stainless Steel Sinks
- Granite Sinks
- Fireclay Sinks
- Faucets
- Filtration
- Soap Dispensers
- Waste Disposers
- Accessories
- Quick Reference

## 2022 Collection

Stainless Steel Sinks	10 - 117
Outdoor Sinks	118 - 123
Granite Sinks	124 - 175
Fireclay Sinks	176 - 197
Faucets	198 - 249
Filtration	250 - 261
Soap Dispensers	262 - 265
Waste Disposers	266 - 275
Accessories	276 - 285
Reference Guides	286 - 301
Warranties	302 - 305
Index	306 - 313



# Over one hundred years of passion

Making something wonderful rarely happens overnight, and Franke has been pushing the boundaries for over 100 years. Founded in 1911, Franke was built on a foundation of precision engineering combined with traditional craftsmanship. Over 100 years later, those principles endure, while a focus on the changing needs and lifestyles of our customers has helped us become the world's largest manufacturer of kitchen sinks.

## Swiss precision engineering

The Franke story began as a small sheet-metal business in Rorschach, Switzerland, established by Hermann Franke in 1911. Since then we've established efficient and economic manufacturing facilities all around the world.

Many things have changed in the past century, but what is always the same is a set of values, characterized by respect, trust and openness. The values of innovation, entrepreneurship, quality and stylish design were in the heart of Hermann Franke and continue to be at the heart of the business, as we enter a second century of smart and stunning design.





“We believe that sustainability means fairness to future generations”

## Shaping our future

Preserving the environment – shaping the future: As a company conscious of our responsibilities, we think and act today in the interests of the world of tomorrow. We work hand in hand with our partners, customers and suppliers to create a livable future where people can also thrive.

“We believe that sustainability means fairness to future generations” – this quote from Michael Pieper, owner of the Franke Group encapsulates our company ideals. We reconcile economics and ecology and make a proactive contribution towards sustainable development – with long-lasting products, recyclable materials and smart technologies. We use the global sustainable development goals and the United Nations Global Compact (UNGC) as a guide and framework on the path to a climate-neutral future.

### Putting people at the heart of our sustainability

The foundation of our new sustainability strategy rests on the three pillars of the environment, employees and the company. When it comes to environment,

we focus on the production and lifecycles of our products. As the market leader, creating reliable and innovative solutions with real added value is both a challenge and a source of motivation.

This exceptional quality enables customers to use our products for more than two decades – conserving resources in the process.

We also feel an immense responsibility towards our employees, of which there are approximately 8700 around the world. Words like appreciation and trust aren't just empty phrases to us, they're deeply embedded in our company's DNA.

We help people to stay healthy and to make their professional aspirations a reality. Franke is synonymous with diversity, equal opportunities, cohesion and a company culture where people want to give their best and contribute their own ideas.


### Good for everyone!

Good for our partners and customers. Good for the planet. We believe that sustainability means planning ahead. We see environmental action as an opportunity and this attitude is also reflected in Franke's products.



### Less plastic and better taste

No packaging, no waste, no distance travelled: Drinking tap water uses significantly fewer environmental resources than mineral or carbonated water. Plastic bottles have a particularly stark effect on the environment – around the world, over 1500 bottles end up in the sea every second. It doesn't have to be this way. With our filter faucets, you can transform tap water into clean drinking water which is equally good for our health and the environment.



### Saving water has never been so easy

Conserve natural resources and trim your water bill with Franke's water saving feature. Move the handle to the first position for a water-saving 50% flow. Moving the handle to the second position allows for 100% flow.



# FRANKE HOME SOLUTIONS

Complete solutions for your kitchen



The kitchen is a place where we love to spend time. It has always been a space for coming together. This emotional connection to the kitchen is the inspiration behind Franke's decision to design this room as an intelligent system, combining all the essentials involved in food preparation: from the sink to the water filtration to the waste disposal solutions. Franke offers integrated systems that lend both style and functionality to your kitchen. Our goal is for you to be able to enjoy cooking,

eating and simply spending time in a kitchen that is equipped with Franke products. Like all high-end manufacturers of kitchen products, Franke is driven by core values such as design, quality, functionality and discipline. The company boasts 100 years of experience and expertise, championing innovation in order to offer products that are always perfectly suited to your needs. Be inspired by our innovative solutions for your kitchen!



## Sinks

Stainless, granite, and fireclay. The one that feels like it was made for you—because it was. Customer-favorites and endless options to make it your own, including hundreds of sizes, materials, configurations, and so much more.



## Food preparation area

A passion for cooking, a celebration of family, a reverence for tradition. All the essential tools for food preparation. Designed to work smartly and efficiently with Franke sinks to confidently establish your go-to cooking techniques inside the kitchen.



## Faucets and Filtration

When it comes to curating your kitchen's style, we dare you to dream big. Choose from an extensive assortment of faucets in several finishes to find the ones that are just right. Select the perfect filtration faucet, pot filler and soap dispenser to complete your space. No matter the project, our faucet collection will bring your vision to life.



# Stainless Steel Sinks

<b>What's New</b>	<b>16-19</b>
Culinary Center	<b>20-25</b>
Chef Center	<b>26-31</b>
Peak	<b>32-43</b>
Professional 2.0	<b>44-57</b>
Crystal	<b>58-63</b>
Pescara	<b>64-75</b>
Orca 2.0	<b>76-81</b>
Prestige	<b>82-85</b>
Regatta	<b>86-89</b>
Cube	<b>90-103</b>
Cube ADA	<b>104-105</b>
Grande	<b>106-113</b>
Rotondo	<b>114-117</b>
Outdoor Collection	<b>118-123</b>





## Quality above all else

Visually appealing, functional in use, stainless steel represents our kitchen ideas.

The sheer quality of Franke products can be seen and felt. We use AISI 304 18/10 steel, a choice that reflects our dedication to quality, one of our core priorities over the 100-plus years of our history.

Strong and robust, Franke stainless steel ensures that our products maintain their functionality over time.

Its extraordinary brilliance is captivating and striking, making it the defining feature of the living spaces in which it is installed.

Its superb technical features ensure that it is always in demand, and highly appreciated by professionals in the haute cuisine sector: furthermore, stainless steel is an extremely hygienic material, and is easy to clean and recyclable. Aesthetically pleasing and functional to use: stainless steel is at the heart of our kitchen concept.

### Durable

The specific concentrations of nickel and chrome in AISI 304 18/10 stainless steel render it particularly resistant to extreme temperatures. Its brilliance does not fade over time; on the contrary, its beauty and appeal only increase.

### Functional

Steel is the material of choice for kitchen professionals, due to the fact that it is resistant, hygienic and safe. Its non-porous surface is extremely easy to clean.

### Easy to maintain

Stainless steel is easy to maintain; just a few simple daily steps ensure that it remains a joy to use over time. Skip to the next page for tips on how to take care of Franke stainless steel.



## Caring for Franke stainless steel

Stainless steel is environmentally friendly, 100% recyclable, durable, easy to clean, and very hygienic. Below are a few guidelines for taking care of stainless steel.

To keep stainless steel in good condition, it is a good idea to clean it daily using soap and water or a neutral detergent, wiping down the surface with a soft sponge or microfiber cloth.

Always thoroughly rinse and dry the sink after every use, particularly in hard water areas. When cleaning and drying, always ensure that you move in the direction of the finish.

If limescale stains appear, these can be cleaned using a simple solution of 1/4 white vinegar with 3/4 hot water, following the steps above.

We also recommend using detergents specifically designed for taking care of stainless steel; always read the instructions for use and follow the dosage indicated on the label.

Franke has developed its Inox Cream to meet all stainless steel maintenance needs; this product is specifically developed for the daily care of sinks.



# NEW! FRANKE WORKCENTERS

Creating a defined space in the kitchen



## Built-in Workcenters

Franke Workcenters transform how you go about your daily meal prep and clean-up. They are functional and maximize efficiency while minimizing movement. A Workcenter sink offers multiple kitchen tools to wash food, chop, prep, clean up, dry dishes, and more. It consolidates separate areas of your kitchen into one space.



### Minimize chaos in the kitchen

The kitchen is the busiest place in your home, and a Franke Workcenter can handle many kitchen duties. From food prep to clean-up and much more, these multi-functional sinks offer increased workspace by turning your sink into more countertop space and a space that adds functionality in one location.

### Limit Cross-Contamination

Kitchen sinks handle many tasks that might not be very sanitary. A Franke Workcenter sink can organize your sink to allow you to keep food prep items separated. It helps keep your food and kitchen more hygienic and reduces the chances of cross-contamination.



## Create your built-in kitchen work zone



Peak Workcenter



Professional 2.0 Workcenter



Pescara Workcenter



Orca 2.0 Workcenter



Peak Granite Workcenter



Maris Granite Workcenter



# GREAT MEALS, NO INTERRUPTIONS IT ALL COMES TOGETHER WITH THE NEW ALL-IN SYSTEM


Transforming your sink into a stylish and playful workstation, All-In is the flexible food preparation system designed to bring more flow to your kitchen and life.



## Eight accessories, endless uses



\*Fits sinks up to 21 inches



### Prepare

Using the bamboo board, telescopic bridge, strainer and collector bowls, All-In can help you:

- Chop vegetables and other ingredients
- Collect the cut food
- Collect peelings and deal with waste
- Store prepped ingredients in the fridge

### Cook

The bridge, strainer bowls and foldable pad are really useful at the cooking stage and you can:

- Rest pots and pans on the bridge while filling them from the tap
- Use the strainer to drain pasta, or rinse vegetables
- Stand hot pans and dishes on the foldable pad to protect work surfaces

### Clean

When it's time to wash up, the bridge, strainer bowls and foldable pad can also help you to:

- Drain glasses and dishes
- Drain cutlery and cooking utensils

### Tidy

Once the washing up is finished, All-In can still help you to tidy everything away, whether it's to:

- Store cleaning items in the sink
- Keep all accessories together in the storage box
- Put everything away neatly in your kitchen cabinets





# Culinary Center

When cooking becomes art

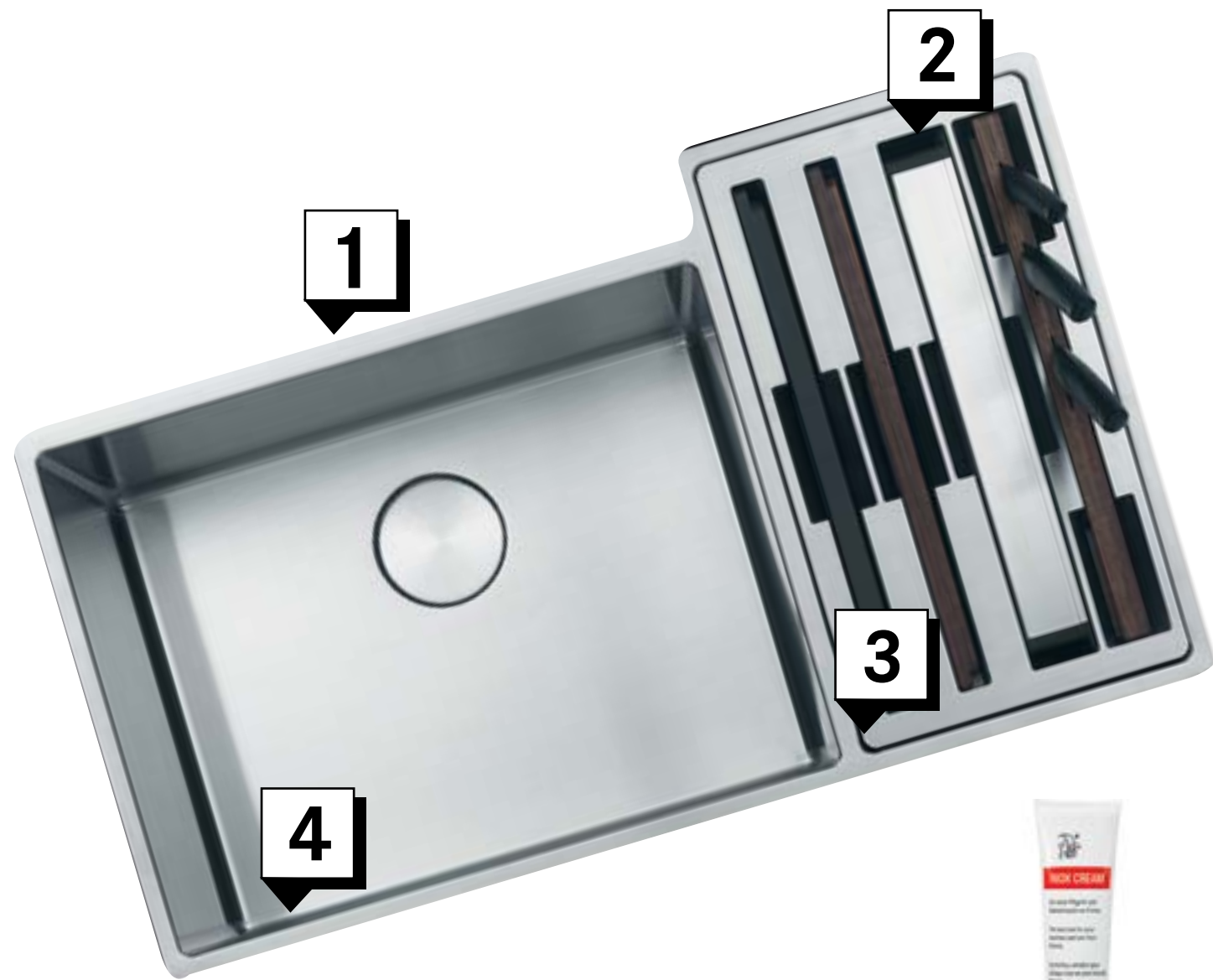
A space which celebrates beauty in its purest form. Elegant lines, sophisticated materials and the very best performance. Culinary Center is all of this and more: the perfect synthesis of cutting-edge technology and design, marrying classic and contemporary style.

Packed with built-in features that put everyday tools at your fingertips as you work. Robust, durable materials. Each element is organized according to a highly functional approach.



Pictured CUX16021-W sink with FF4800 faucet

# Culinary Center



**Inox Cream 903**  
Inox Cream is a specially formulated product ideal for cleaning stainless steel sinks from FRANKE.



1

## Complete Workstation

Complete kitchen solution with every accessory integrated and stored, bringing efficient workflow to the most basic necessity in the kitchen: the sink.



2

## Essential Accessories

The epitome of efficiency, the most used accessories are neatly stored in the compartment bowl right where you need them for prepping food.



3

## Double Bowl Sink

Storage compartment bowl doubles as an additional sink for cleaning or prepping.



4

## Design Details

The minimalist beauty of the 12mm radius corners and round drain cover accentuate the elegance of the design.



# Perfectly Organized



## A place for everything

The double-sink Culinary Center features essential accessories built right into the sleek design. When tasks are complete, everything stores neatly into this well-thought-out system.



## Designed for the way you work

The Culinary Center's two cutting boards, colander and draining rack are easily removed and positioned to fit the workflow that's most efficient for you. Rinsing, draining, chopping, dicing and slicing are a snap when the right tools are at hand.



## Details matter

The Culinary Center features dual sinks, both with easy-to-reach corners. The custom-fitted accessories compartment allows you to dry and store the tools you use most so they're ready when you need them. At the end of the day you'll have a neat and organized kitchen workstation with everything in its place.

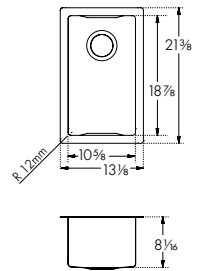
CUX11010-W \$2,260



Note:  
Included accessories can be stored within the sink. They are meant to be used on the counter and are not a custom fit with this sink.

### SPECIFICATIONS

Interior Dimensions: 10<sup>3</sup>/<sub>16</sub>" x 18<sup>7</sup>/<sub>8</sub>" x 8<sup>1</sup>/<sub>16</sub>"  
Exterior Dimensions: 13<sup>3</sup>/<sub>8</sub>" x 21<sup>3</sup>/<sub>8</sub>"  
Minimum Cabinet Size: 18"  
Gauge: 19  
Weight: 19 lbs.  
Sound Dampening: Sound Pad  
Stainless Finish: Diamond  
Corner Radius: 12mm  
Installation: Undermount with 1/2" Reveal



### ACCESSORIES

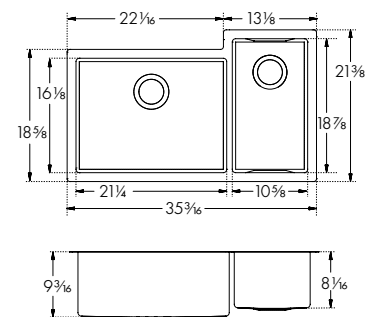
2	<b>Cutting Board</b> CU-40S Included	3	<b>Cutting Board</b> CU-40P Included	4	<b>Cutting Mat</b> SP-40S Included	5	<b>Glass Cover/ Cutting Board</b> CU-GC Included	6	<b>Knife Holder + Cutting Board</b> CU-40K Included	7	<b>Knife Set</b> CU-KS Included	8	<b>Colander</b> CUW-70S Included	9	<b>Wire Rack</b> CU-WR Included	10	<b>Frame Cover</b> CU-FC Included	11	<b>Strainer Basket</b> 1145 1145SN
---	--	---	--	---	--	---	--	---	---	---	---------------------------------------	---	--	---	---------------------------------------	----	---	----	--

CUX16021-W \$2,960



### SPECIFICATIONS













Interior Dimensions: 32<sup>1</sup>/<sub>16</sub>" x 18<sup>7</sup>/<sub>8</sub>" x 9<sup>3</sup>/<sub>16</sub>" & 8<sup>1</sup>/<sub>16</sub>"  
Exterior Dimensions: 35<sup>3</sup>/<sub>16</sub>" x 21<sup>3</sup>/<sub>8</sub>"  
Minimum Cabinet Size: 39"  
Gauge: 19  
Weight: 50 lbs.  
Sound Dampening: Sound Pad  
Stainless Finish: Diamond  
Corner Radius: 12mm  
Installation: Undermount with 1/2" Reveal



### ACCESSORIES

1	<b>Bottom Grid</b> CU21-36S Optional	2	<b>Cutting Board</b> CU-40S Included	3	<b>Cutting Board</b> CU-40P Included	4	<b>Cutting Mat</b> SP-40S Included	5	<b>Glass Cover/ Cutting Board</b> CU-GC Included	6	<b>Knife Holder + Cutting Board</b> CU-40K Included	7	<b>Knife Set</b> CU-KS Included	8	<b>Colander</b> CUW-70S Included	9	<b>Wire Rack</b> CU-WR Included	10	<b>Frame Cover</b> CU-FC Included	11	<b>Strainer Basket</b> 1145 1145SN
---	--	---	--	---	--	---	--	---	--	---	---	---	---------------------------------------	---	--	---	---------------------------------------	----	---	----	--

### ACCESSORIES

					
1 <b>Bottom Grid</b> 20 <sup>3</sup> / <sub>16</sub> " x 15 <sup>3</sup> / <sub>16</sub> " Stainless CU21-36S <b>\$170</b>	2 <b>Cutting Board</b> 7 <sup>1</sup> / <sub>16</sub> " x 16 <sup>7</sup> / <sub>8</sub> " Walnut CU-40S <b>\$180</b> Included	3 <b>Cutting Board</b> 7 <sup>1</sup> / <sub>16</sub> " x 16 <sup>7</sup> / <sub>8</sub> " Black Plastic CU-40P <b>\$120</b> Included	4 <b>Cutting Mat</b> 11 <sup>1</sup> / <sub>4</sub> " x 17 <sup>3</sup> / <sub>4</sub> " Silicone SP-40S <b>\$70</b> Included	5 <b>Glass Cover/ Cutting Board</b> 11 <sup>1</sup> / <sub>2</sub> " x 19 <sup>3</sup> / <sub>4</sub> " Black Glass CU-GC <b>\$145</b> Included	6 <b>Knife Holder+ Cutting Board</b> 7 <sup>1</sup> / <sub>16</sub> " x 16 <sup>7</sup> / <sub>8</sub> " Walnut CU-40K <b>\$290</b> Included
					
7 <b>Knife Set</b> Set of 3 Black CU-KS <b>\$120</b> Included	8 <b>Colander</b> 6 <sup>3</sup> / <sub>16</sub> " x 16 <sup>7</sup> / <sub>8</sub> " x 2 <sup>1</sup> / <sub>8</sub> " Stainless CUW-70S <b>\$240</b> Included	9 <b>Wire Rack</b> 11" x 18 <sup>3</sup> / <sub>4</sub> " Stainless CU-WR <b>\$155</b> Included	10 <b>Frame Cover</b> 10 <sup>1</sup> / <sub>2</sub> " x 18 <sup>3</sup> / <sub>4</sub> " Stainless Finish CU-FC <b>\$245</b> Included	11 <b>Strainer Basket</b> Chrome 1145 <b>\$70</b>  Satin Nickel 1145SN <b>\$100</b>	<b>Drain Cover</b> 4 <sup>1</sup> / <sub>2</sub> " Stainless RND CVR <b>\$105</b> One included with CUX16021-W

Note: All accessories sold separately unless otherwise indicated. Design of custom accessories subject to change without notice. It is absolutely critical that you have the sink and any custom sink accessories on site prior to any cut or modification to the countertop. Franke will not be responsible for any errors in countertop preparation and sink installation.



Pictured CUX1 1024-W sink with FF4420 faucet

# Chef Center

No detail overlooked


Franke's Chef Center gives you the power of a beautifully designed sink system. Every accessory is included and right at hand.

The Chef Center's wide basin accommodates large pots and pans easily. The multi-level sink grid and roller mat are practical accessories designed for any kitchen task, including drying dishes and stemware. A generously sized drain board features a sloped design that fits over the edge of the sink to direct water back into the sink.





# Chef Center



**Inox Cream 903**  
Inox Cream is a specially formulated product ideal for cleaning stainless steel sinks from FRANKE.



1

## Ledge System


The reveal and integrated ledge allow for a seamless workflow with the custom fit accessories.



2

## All-in-One Workspace

Seamless workflow, unobstructed surfaces, and integrated accessories - a complete solution.



3

## Storage & Composting Bins

Made from antimicrobial material to reduce odors. Convenient handle allows you to remove the rear compost bin and the front bin can be used to store prepping and cleaning tools.



4

## Deep Capacity Bowl

A large deep bowl makes it easy to clean large cookware items and minimizes splashing, offering the form and function you expect from your sink.

# Chef Center Stainless

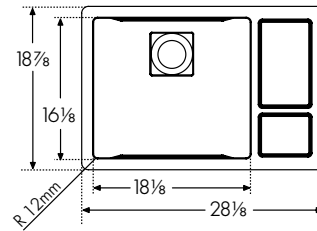
**CUX11018-W** \$2,990



Limited Quantities Available

### SPECIFICATIONS

Interior Dimensions: 18<sup>1</sup>/<sub>8</sub>" x 16<sup>1</sup>/<sub>8</sub>" x 9"  
 Exterior Dimensions: 28<sup>1</sup>/<sub>8</sub>" x 18<sup>7</sup>/<sub>8</sub>"  
 Minimum Cabinet Size: 33"  
 Gauge: 18  
 Weight: 55 lbs.  
 Sound Dampening: Sound Pad & Spray Coat  
 Stainless Finish: Diamond  
 Integral Franke Ledge System  
 Corner Radius: 12mm  
 Installation: Undermount with 1/2" Reveal



### INCLUDED ACCESSORIES

- |  |   |  |  |   |   |  |
|--|---|--|--|---|---|--|
| <b>1 Bottom/<br/>Shelf Grid</b><br>CUW18-36S<br>Included | <b>4 Glass<br/>Cutting<br/>Board</b><br>CUW-40S<br>Included | <b>5 Cutting<br/>Mat</b><br>SP-40S<br>Included | <b>6 Colander</b><br>CUW-70S<br>Included | <b>7 Roller Mat</b><br>CUW-36RM<br>Included | <b>8 Drain Board</b><br>CUW-60S<br>Included | <b>9 Drain<br/>Cover</b><br>PKGCVR<br>Included |
|--|---|--|--|---|---|--|

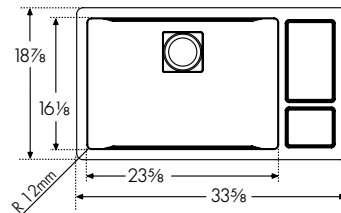
**CUX11024-W** \$3,230



Limited Quantities Available

### SPECIFICATIONS

Interior Dimensions: 23<sup>5</sup>/<sub>8</sub>" x 16<sup>1</sup>/<sub>8</sub>" x 9"  
 Exterior Dimensions: 33<sup>5</sup>/<sub>8</sub>" x 18<sup>7</sup>/<sub>8</sub>"  
 Minimum Cabinet Size: 36"  
 Gauge: 18  
 Weight: 57 lbs.  
 Sound Dampening: Sound Pad & Spray Coat  
 Stainless Finish: Diamond  
 Integral Franke Ledge System  
 Corner Radius: 12mm  
 Installation: Undermount with 1/2" Reveal



### INCLUDED ACCESSORIES

- |  |   |  |  |   |   |  |
|--|---|--|--|---|---|--|
| <b>2 Bottom/<br/>Shelf Grid</b><br>CUW24-36S<br>Included | <b>4 Glass<br/>Cutting<br/>Board</b><br>CUW-40S<br>Included | <b>5 Cutting<br/>Mat</b><br>SP-40S<br>Included | <b>6 Colander</b><br>CUW-70S<br>Included | <b>7 Roller Mat</b><br>CUW-36RM<br>Included | <b>8 Drain Board</b><br>CUW-60S<br>Included | <b>9 Drain<br/>Cover</b><br>PKGCVR<br>Included |
|--|---|--|--|---|---|--|

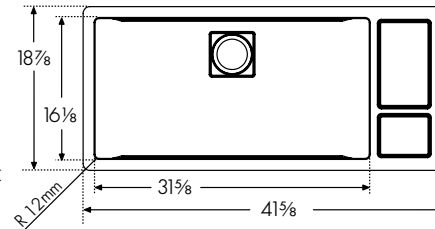
**CUX11031-W** \$3,480



Limited Quantities Available

### SPECIFICATIONS

Interior Dimensions: 31<sup>5</sup>/<sub>8</sub>" x 16<sup>1</sup>/<sub>8</sub>" x 9"  
 Exterior Dimensions: 41<sup>5</sup>/<sub>8</sub>" x 18<sup>7</sup>/<sub>8</sub>"  
 Minimum Cabinet Size: 45"  
 Gauge: 18  
 Weight: 60 lbs.  
 Sound Dampening: Sound Pad & Spray Coat  
 Stainless Finish: Diamond  
 Integral Franke Ledge System  
 Corner Radius: 12mm  
 Installation: Undermount with 1/2" Reveal









### INCLUDED ACCESSORIES

- |  |   |  |  |   |   |  |
|--|---|--|--|---|---|--|
| <b>3 Bottom/<br/>Shelf Grid</b><br>CUW31-36S<br>Included | <b>4 Glass<br/>Cutting<br/>Board</b><br>CUW-40S<br>Included | <b>5 Cutting<br/>Mat</b><br>SP-40S<br>Included | <b>6 Colander</b><br>CUW-70S<br>Included | <b>7 Roller Mat</b><br>CUW-36RM<br>Included | <b>8 Drain Board</b><br>CUW-60S<br>Included | <b>9 Drain<br/>Cover</b><br>PKGCVR<br>Included |
|--|---|--|--|---|---|--|

# Chef Center Stainless

### INCLUDED ACCESSORIES

- |   |   |  |   |  |  |
|---|---|--|---|--|--|
| <br><b>1 Bottom/<br/>Shelf Grid</b><br>17 <sup>13</sup> / <sub>16</sub> " x 15 <sup>7</sup> / <sub>8</sub> "<br>Stainless<br>CUW18-36S<br><b>\$170</b><br>Included | <br><b>2 Bottom/<br/>Shelf Grid</b><br>23 <sup>1</sup> / <sub>2</sub> " x 15 <sup>7</sup> / <sub>8</sub> "<br>Stainless<br>CUW24-36S<br><b>\$190</b><br>Included | <br><b>3 Bottom/<br/>Shelf Grid</b><br>31 <sup>1</sup> / <sub>2</sub> " x 16"<br>Stainless<br>CUW31-36S<br><b>\$200</b><br>Included | <br><b>4 Glass Cutting<br/>Board</b><br>10 <sup>9</sup> / <sub>16</sub> " x 17 <sup>7</sup> / <sub>8</sub> "<br>Glass<br>CUW-40S<br><b>\$200</b><br>Included | <br><b>5 Cutting Mat</b><br>9 <sup>3</sup> / <sub>8</sub> " x 14 <sup>7</sup> / <sub>8</sub> "<br>Silicone<br>SP-40S<br><b>\$70</b><br>Included | <br><b>6 Colander</b><br>6 <sup>3</sup> / <sub>8</sub> " x 16 <sup>7</sup> / <sub>8</sub> " x 2 <sup>1</sup> / <sub>8</sub> "<br>Stainless<br>CUW-70S<br><b>\$240</b><br>Included |
|---|---|--|---|--|--|

### OPTIONAL ACCESSORIES

- |   |  |   |  |   |
|---|--|---|--|---|
| <br><b>7 Roller Mat</b><br>17" x 15 <sup>7</sup> / <sub>8</sub> "<br>Stainless<br>CUW-36RM<br><b>\$170</b><br>Included | <br><b>8 Drain Board</b><br>13 <sup>1</sup> / <sub>2</sub> " x 18 <sup>3</sup> / <sub>8</sub> "<br>Stainless<br>CUW-60S<br><b>\$225</b><br>Included | <br><b>9 Drain Cover</b><br>4 <sup>7</sup> / <sub>8</sub> " x 4 <sup>7</sup> / <sub>8</sub> "<br>Stainless<br>PKGCVR<br><b>\$105</b><br>Included | <br><b>Strainer Basket</b><br>Chrome<br>1145<br><b>\$70</b><br>Satin Nickel<br>1145SN<br><b>\$100</b> | <br><b>Inox Cream</b><br>Stainless<br>Steel Polish<br>903<br><b>\$40</b> |
|---|--|---|--|---|





Pictured PKX11028 sink with FFPD5550 faucet


# Peak

A passion for details

Elegantly simple and exceedingly functional, the Peak Collection exudes luxury. Clean lines and the 5mm corner radius maximize workspace. The square drain cover complements the minimalist design while obscuring the strainer and waste disposer.

Accessories such as shelf grids, colanders, and cutting boards fit ideally with the sink's integrated ledge or over the sink to expand functionality to suit any chef's food preparation style.





1

### Multi-Level Workspace

The bottom sink grid raises to sit on the integrated ledge, creating a higher level workspace to expand your prep, clean and rinse area.



2

### Commercial Grade Stainless

Made of 16 gauge stainless steel with a Diamond finish that will retain its beauty for many years.



3

### Rear Drain & Drain Cover

The removable drain cover conceals the drain for a seamless bowl surface, while providing a flat bottom surface to allow for more usable workspace.



4

### Minimalist Design

5mm radius corners and invisible drain provide an eye-catching design element to the kitchen.

# Peak



**Inox Cream 903**  
Inox Cream is a specially formulated product ideal for cleaning stainless steel sinks from FRANKE.





Peak  
Stainless

Peak  
Stainless


## A total kitchen solution

Seamless workflows, from prep to cook to clean. Unobstructed surfaces and smart layouts, optimized for preparing any meal. A complete kitchen solution, with a sink that makes sense, and tools exactly where you need them, built for the way professionals work.



PKX11028-WKC

## Includes all the kitchen tools




### Multi-Level Stainless Steel Sink Grid

Sink grid raises to sit upon the integrated ledge creating a higher level work space. Expands your workspace when you prep, rinse and clean.




### Solid Wood Cutting Board

The generous cutting board fits over the sink, making it easy to move crumbs or liquid run-off into the sink. Doubles as a serving board for charcuterie or bread.



### Stainless Steel Colander

Fits on reveal of the sink making it perfect for rinsing or draining vegetables, fruit, and pasta. Drain holes allow the air to circulate making it perfect for drying cleaning tools.



### Stainless Steel Drain Cover

This thoughtful detail covers the drain to maintain an even surface of the basin. We create more usable space and allow glassware to stand without tipping over.



### Chrome Strainer Basket

The basket is perfect for trapping food waste and preventing clogs within the drainpipe while allowing water to pass through.

# DO MORE WITH YOUR SINK

Premium kitchen tools to make cooking ventures easier for you.

A cook needs many tools to make a spectacular meal—something for chopping, dicing, slicing, draining, and rinsing. The Peak Workcenter has it all. This workcenter includes all the prepping basics you need, including a cutting board, colander, and bottom grid that raises to create a higher level workspace.



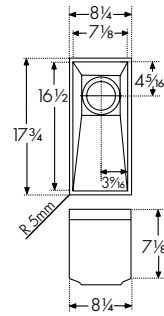
PKX1108

\$1,460



SPECIFICATIONS

Interior Dimensions: 7<sup>1</sup>/<sub>8</sub>" x 16<sup>1</sup>/<sub>2</sub>" x 7<sup>1</sup>/<sub>8</sub>"  
 Exterior Dimensions: 8<sup>1</sup>/<sub>4</sub>" x 17<sup>3</sup>/<sub>4</sub>"  
 Minimum Cabinet Size: 12"  
 Gauge: 18  
 Weight: 9 lbs.  
 Sound Dampening: Sound Pad & Spray Coat  
 Stainless Finish: Diamond  
 Corner Radius: 5mm  
 Installation: Undermount



ACCESSORIES

- |                               |  |  |  |                                    |                               |
|-------------------------------|--|--|--|------------------------------------|-------------------------------|
| 5   <b>Colander</b><br>PX-70S | 6   <b>Drain Cover</b><br>PKXCVR<br>Included | 7   <b>Strainer Basket</b><br>1145<br>1145SN | 9   <b>Universal Roller Mat</b><br>UV-36RM | 10   <b>Drain Board</b><br>CUW-60S | 11   <b>Inox Cream</b><br>903 |
|-------------------------------|--|--|--|------------------------------------|-------------------------------|

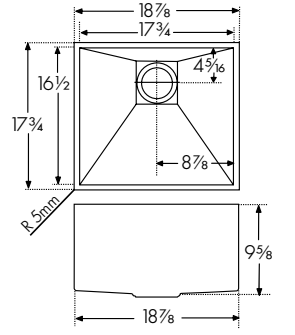
PKX11018

\$2,775



SPECIFICATIONS

Interior Dimensions: 17<sup>3</sup>/<sub>4</sub>" x 16<sup>1</sup>/<sub>2</sub>" x 9<sup>5</sup>/<sub>8</sub>"  
 Exterior Dimensions: 18<sup>7</sup>/<sub>8</sub>" x 17<sup>3</sup>/<sub>4</sub>"  
 Minimum Cabinet Size: 24"  
 Gauge: 16  
 Weight: 22 lbs.  
 Sound Dampening: Sound Pad & Spray Coat  
 Stainless Finish: Diamond  
 Integral Franke Ledge System  
 Corner Radius: 5mm  
 Installation: Undermount



ACCESSORIES

- |   |                               |  |  |                                    |  |                                    |                               |
|---|-------------------------------|--|--|------------------------------------|--|------------------------------------|-------------------------------|
| 3   <b>Bottom/ Shelf Grid</b><br>PX-18S | 5   <b>Colander</b><br>PX-70S | 6   <b>Drain Cover</b><br>PKXCVR<br>Included | 7   <b>Strainer Basket</b><br>1145<br>1145SN | 8   <b>Cutting Board</b><br>PX-40S | 9   <b>Universal Roller Mat</b><br>UV-36RM | 10   <b>Drain Board</b><br>CUW-60S | 11   <b>Inox Cream</b><br>903 |
|---|-------------------------------|--|--|------------------------------------|--|------------------------------------|-------------------------------|

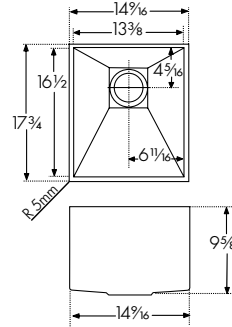
PKX11013

\$2,380



SPECIFICATIONS

Interior Dimensions: 13<sup>3</sup>/<sub>8</sub>" x 16<sup>1</sup>/<sub>2</sub>" x 9<sup>5</sup>/<sub>8</sub>"  
 Exterior Dimensions: 14<sup>1</sup>/<sub>8</sub>" x 17<sup>3</sup>/<sub>4</sub>"  
 Minimum Cabinet Size: 18"  
 Gauge: 16  
 Weight: 19 lbs.  
 Sound Dampening: Sound Pad & Spray Coat  
 Stainless Finish: Diamond  
 Integral Franke Ledge System  
 Corner Radius: 5mm  
 Installation: Undermount



ACCESSORIES

- |   |                               |  |  |  |                                    |                               |
|---|-------------------------------|--|--|--|------------------------------------|-------------------------------|
| 1   <b>Bottom/ Shelf Grid</b><br>PX-13S | 5   <b>Colander</b><br>PX-70S | 6   <b>Drain Cover</b><br>PKXCVR<br>Included | 7   <b>Strainer Basket</b><br>1145<br>1145SN | 9   <b>Universal Roller Mat</b><br>UV-36RM | 10   <b>Drain Board</b><br>CUW-60S | 11   <b>Inox Cream</b><br>903 |
|---|-------------------------------|--|--|--|------------------------------------|-------------------------------|

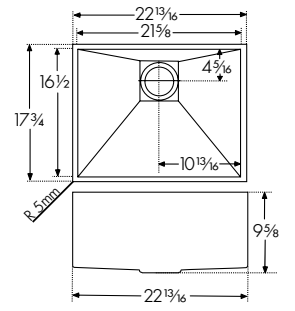
PKX11021

\$2,955



SPECIFICATIONS

Interior Dimensions: 21<sup>1</sup>/<sub>8</sub>" x 16<sup>1</sup>/<sub>2</sub>" x 9<sup>5</sup>/<sub>8</sub>"  
 Exterior Dimensions: 22<sup>1</sup>/<sub>8</sub>" x 17<sup>3</sup>/<sub>4</sub>"  
 Minimum Cabinet Size: 27"  
 Gauge: 16  
 Weight: 25 lbs.  
 Sound Dampening: Sound Pad & Spray Coat  
 Stainless Finish: Diamond  
 Integral Franke Ledge System  
 Corner Radius: 5mm  
 Installation: Undermount



ACCESSORIES

- |   |                               |  |  |                                    |  |                                    |                               |
|---|-------------------------------|--|--|------------------------------------|--|------------------------------------|-------------------------------|
| 4   <b>Bottom/ Shelf Grid</b><br>PX-21S | 5   <b>Colander</b><br>PX-70S | 6   <b>Drain Cover</b><br>PKXCVR<br>Included | 7   <b>Strainer Basket</b><br>1145<br>1145SN | 8   <b>Cutting Board</b><br>PX-40S | 9   <b>Universal Roller Mat</b><br>UV-36RM | 10   <b>Drain Board</b><br>CUW-60S | 11   <b>Inox Cream</b><br>903 |
|---|-------------------------------|--|--|------------------------------------|--|------------------------------------|-------------------------------|

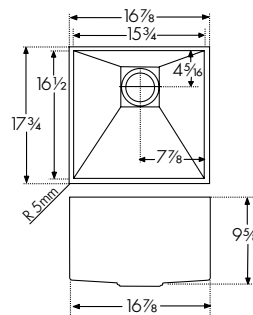
PKX11016

\$2,580



SPECIFICATIONS

Interior Dimensions: 15<sup>3</sup>/<sub>4</sub>" x 16<sup>1</sup>/<sub>2</sub>" x 9<sup>5</sup>/<sub>8</sub>"  
 Exterior Dimensions: 16<sup>7</sup>/<sub>8</sub>" x 17<sup>3</sup>/<sub>4</sub>"  
 Minimum Cabinet Size: 21"  
 Gauge: 16  
 Weight: 21 lbs.  
 Sound Dampening: Sound Pad & Spray Coat  
 Stainless Finish: Diamond  
 Integral Franke Ledge System  
 Corner Radius: 5mm  
 Installation: Undermount



ACCESSORIES

- |   |                               |  |  |                                    |  |                                    |                               |
|---|-------------------------------|--|--|------------------------------------|--|------------------------------------|-------------------------------|
| 2   <b>Bottom/ Shelf Grid</b><br>PX-16S | 5   <b>Colander</b><br>PX-70S | 6   <b>Drain Cover</b><br>PKXCVR<br>Included | 7   <b>Strainer Basket</b><br>1145<br>1145SN | 8   <b>Cutting Board</b><br>PX-40S | 9   <b>Universal Roller Mat</b><br>UV-36RM | 10   <b>Drain Board</b><br>CUW-60S | 11   <b>Inox Cream</b><br>903 |
|---|-------------------------------|--|--|------------------------------------|--|------------------------------------|-------------------------------|

ACCESSORIES

- |  |  |  |  |  |  |
|--|--|--|--|--|--|
| 1   <b>Bottom/ Shelf Grid</b><br>13 <sup>3</sup> / <sub>8</sub> " x 16 <sup>1</sup> / <sub>4</sub> "<br>Stainless<br>PX-13S<br>\$170 | 2   <b>Bottom/ Shelf Grid</b><br>15 <sup>1</sup> / <sub>2</sub> " x 16 <sup>1</sup> / <sub>4</sub> "<br>Stainless<br>PX-16S<br>\$170 | 3   <b>Bottom/ Shelf Grid</b><br>17 <sup>1</sup> / <sub>2</sub> " x 16 <sup>1</sup> / <sub>4</sub> "<br>Stainless<br>PX-18S<br>\$190 | 4   <b>Bottom/ Shelf Grid</b><br>21 <sup>1</sup> / <sub>8</sub> " x 16 <sup>1</sup> / <sub>4</sub> "<br>Stainless<br>PX-21S<br>\$225 | 5   <b>Colander</b><br>6 <sup>1</sup> / <sub>8</sub> " x 17 <sup>3</sup> / <sub>16</sub> " x 2 <sup>1</sup> / <sub>8</sub> "<br>Stainless<br>PX-70S<br>\$250 | 6   <b>Drain Cover</b><br>4 <sup>7</sup> / <sub>8</sub> " x 4 <sup>7</sup> / <sub>8</sub> "<br>Stainless<br>PKXCVR<br>\$120<br><br>One included with each sink |
| 7   <b>Strainer Basket</b><br>Chrome<br>1145<br>\$70<br><br>Satin Nickel<br>1145SN<br>\$100  | 8   <b>Cutting Board</b><br>14 <sup>3</sup> / <sub>8</sub> " x 17 <sup>1</sup> / <sub>8</sub> "<br>Solid Wood<br>PX-40S<br>\$260     | 9   <b>Universal Roller Mat</b><br>18 <sup>1</sup> / <sub>16</sub> " x 20"<br>Stainless<br>UV-36RM<br>\$200                          | 10   <b>Drain Board</b><br>13 <sup>1</sup> / <sub>2</sub> " x 18 <sup>1</sup> / <sub>8</sub> "<br>Stainless<br>CUW-60S<br>\$225      | 11   <b>Inox Cream</b><br>Stainless<br>Steel Polish<br>903<br>\$40   |  |

Note: All accessories sold separately unless otherwise indicated. Design of custom accessories subject to change without notice. It is absolutely critical that you have the sink and any custom sink accessories on site prior to any cut or modification to the countertop. Franke will not be responsible for any errors in countertop preparation and sink installation.

Note: All accessories sold separately unless otherwise indicated. Design of custom accessories subject to change without notice. It is absolutely critical that you have the sink and any custom sink accessories on site prior to any cut or modification to the countertop. Franke will not be responsible for any errors in countertop preparation and sink installation.

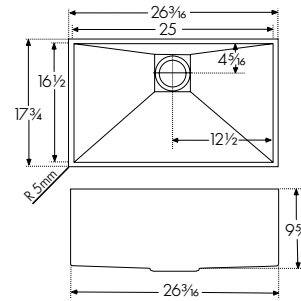


**PKX11025** **\$3,100**



**SPECIFICATIONS**

Interior Dimensions: 25" x 16½" x 9⅝"  
 Exterior Dimensions: 26⅜" x 17¾"  
 Minimum Cabinet Size: 30"  
 Gauge: 16  
 Weight: 27 lbs.  
 Sound Dampening: Sound Pad & Spray Coat  
 Integral Franke Ledge System  
 Stainless Finish: Diamond  
 Corner Radius: 5mm  
 Installation: Undermount



**ACCESSORIES**

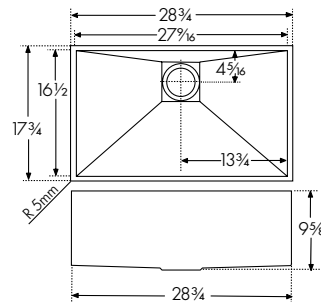
- |  |                             |  |                                     |   |   |                                    |                             |
|--|-----------------------------|--|-------------------------------------|---|---|------------------------------------|-----------------------------|
| <b>2</b> Bottom/<br>Shelf Grid<br>PX-25S | <b>4</b> Colander<br>PX-70S | <b>5</b> Drain Cover<br>PKXCVR<br>Included | <b>6</b> Cutting<br>Board<br>PX-40S | <b>7</b> Strainer<br>Basket<br>1145<br>1145SN | <b>8</b> Universal<br>Roller Mat<br>UV-36RM | <b>9</b> Drain<br>Board<br>CUW-60S | <b>10</b> Inox Cream<br>903 |
|--|-----------------------------|--|-------------------------------------|---|---|------------------------------------|-----------------------------|

**PKX11028** **\$3,225**



**SPECIFICATIONS**

Interior Dimensions: 27⅞" x 16½" x 9⅝"  
 Exterior Dimensions: 28¾" x 17¾"  
 Minimum Cabinet Size: 33"  
 Gauge: 16  
 Weight: 29 lbs.  
 Sound Dampening: Sound Pad & Spray Coat  
 Integral Franke Ledge System  
 Stainless Finish: Diamond  
 Corner Radius: 5mm  
 Installation: Undermount



**ACCESSORIES**

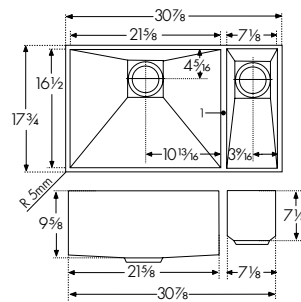
- |  |                             |  |                                     |   |   |                                    |                             |
|--|-----------------------------|--|-------------------------------------|---|---|------------------------------------|-----------------------------|
| <b>3</b> Bottom/<br>Shelf Grid<br>PX-28S | <b>4</b> Colander<br>PX-70S | <b>5</b> Drain Cover<br>PKXCVR<br>Included | <b>6</b> Cutting<br>Board<br>PX-40S | <b>7</b> Strainer<br>Basket<br>1145<br>1145SN | <b>8</b> Universal<br>Roller Mat<br>UV-36RM | <b>9</b> Drain<br>Board<br>CUW-60S | <b>10</b> Inox Cream<br>903 |
|--|-----------------------------|--|-------------------------------------|---|---|------------------------------------|-----------------------------|

**PKX160** **\$3,700**  
**PKX160LH** **\$3,700**



**SPECIFICATIONS**











Interior Dimensions: 29¾" x 16½" x 9⅝" & 7⅞"  
 Exterior Dimensions: 30⅞" x 17¾"  
 Minimum Cabinet Size: 36"  
 Gauge: 16  
 Weight: 35 lbs.  
 Sound Dampening: Sound Pad & Spray Coat  
 Stainless Finish: Diamond  
 Integral Franke Ledge System: Large Bowl  
 Corner Radius: 5mm  
 Installation: Undermount



**ACCESSORIES**

- |  |                             |  |                                     |   |   |                                    |   |
|--|-----------------------------|--|-------------------------------------|---|---|------------------------------------|---|
| <b>1</b> Bottom/<br>Shelf Grid<br>PX-21S | <b>4</b> Colander<br>PX-70S | <b>5</b> Drain Cover<br>PKXCVR<br>Included | <b>6</b> Cutting<br>Board<br>PX-40S | <b>7</b> Strainer<br>Basket<br>1145<br>1145SN | <b>8</b> Universal<br>Roller Mat<br>UV-36RM | <b>9</b> Drain<br>Board<br>CUW-60S | <br><b>Left Hand Sink<br/>PKX160LH</b> |
|--|-----------------------------|--|-------------------------------------|---|---|------------------------------------|---|

**ACCESSORIES**

- |   |  |   |   |   |
|---|--|---|---|---|
| <br><b>1</b> Bottom/<br>Shelf Grid<br>21⅞" x 16¼"<br>Stainless<br>PX-21S<br><b>\$225</b> | <br><b>2</b> Bottom/<br>Shelf Grid<br>24¾" x 16¼"<br>Stainless<br>PX-25S<br><b>\$240</b>                | <br><b>3</b> Bottom/<br>Shelf Grid<br>27⅞" x 16¼"<br>Stainless<br>PX-28S<br><b>\$250</b>   | <br><b>4</b> Colander<br>6⅞" x 17¼" x 2⅞"<br>Stainless<br>PX-70S<br><b>\$250</b> | <br><b>5</b> Drain Cover<br>4⅞" x 4⅞"<br>Stainless<br>PKXCVR<br><b>\$120</b><br>One included with<br>each sink. PKX160<br>& PKX160LH<br>include two. |
| <br><b>6</b> Cutting Board<br>14⅞" x 17⅞"<br>Solid Wood<br>PX-40S<br><b>\$260</b>        | <br><b>7</b> Strainer Basket<br>Chrome<br>1145<br><b>\$70</b><br>Satin Nickel<br>1145SN<br><b>\$100</b> | <br><b>8</b> Universal<br>Roller Mat<br>18⅞" x 20"<br>Stainless<br>UV-36RM<br><b>\$200</b> | <br><b>9</b> Drain Board<br>13½" x 18⅞"<br>Stainless<br>CUW-60S<br><b>\$225</b>  | <br><b>10</b> Inox Cream<br>Stainless<br>Steel Polish<br>903<br><b>\$40</b>  |

**PERFECT TOGETHER**

**Peak Faucet**

For the Peak Faucet see page 225.



FFPD5500

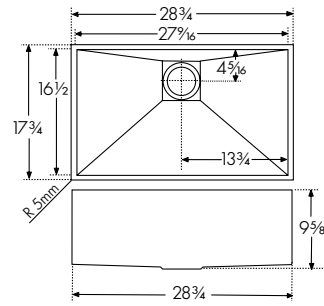
⅜

PKX11028-WKC \$3,600



SPECIFICATIONS

Interior Dimensions: 27<sup>11</sup>/<sub>16</sub>" x 16<sup>1</sup>/<sub>2</sub>" x 9<sup>5</sup>/<sub>8</sub>"  
 Exterior Dimensions: 28<sup>3</sup>/<sub>4</sub>" x 17<sup>3</sup>/<sub>4</sub>"  
 Minimum Cabinet Size: 33"  
 Gauge: 16  
 Weight: 41 lbs.  
 Sound Dampening: Sound Pad & Spray Coat  
 Integral Franke Ledge System  
 Stainless Finish: Diamond  
 Corner Radius: 5mm  
 Installation: Undermount



ACCESSORIES

1   <b>Bottom/ Shelf Grid</b> PX-28S Included	2   <b>Colander</b> PX-70S Included	3   <b>Cutting Board</b> PX-40S Included	4   <b>Strainer Basket</b> 1145 Included	5   <b>Drain Cover</b> PKXCVR Included	6   <b>Universal Roller Mat</b> UV-36RM Optional	7   <b>Drain Board</b> CUW-60S Optional	8   <b>Inox Cream</b> 903 Optional
---	---	--	--	--	--	---	--

INCLUDED ACCESSORIES

1   <b>Bottom/ Shelf Grid</b> 27 <sup>11</sup> / <sub>16</sub> " x 16 <sup>1</sup> / <sub>4</sub> " Stainless PX-28S <b>\$250</b>	2   <b>Colander</b> 6 <sup>1</sup> / <sub>8</sub> " x 17 <sup>3</sup> / <sub>16</sub> " x 2 <sup>1</sup> / <sub>8</sub> " Stainless PX-70S <b>\$250</b>	3   <b>Cutting Board</b> 14 <sup>3</sup> / <sub>8</sub> " x 17 <sup>1</sup> / <sub>8</sub> " Solid Wood PX-40S <b>\$260</b>	4   <b>Strainer Basket</b> Chrome 1145 <b>\$100</b>	5   <b>Drain Cover</b> 4 <sup>7</sup> / <sub>8</sub> " x 4 <sup>7</sup> / <sub>8</sub> " Stainless PKXCVR <b>\$120</b>
---	---	---	--	--

OPTIONAL ACCESSORIES

8   <b>Universal Roller Mat</b> 18 <sup>7</sup> / <sub>16</sub> " x 20" Stainless UV-36RM <b>\$200</b>	9   <b>Drain Board</b> 13 <sup>1</sup> / <sub>2</sub> " x 18 <sup>3</sup> / <sub>16</sub> " Stainless CUW-60S <b>\$225</b>	10   <b>Inox Cream</b> Stainless Steel Polish 903 <b>\$40</b>
--	--	---








Pictured PS2X120-14-14 sink with FFPD5300 faucet

# Professional


Luxury at its best

The Professional 2.0 is an engineering masterpiece and raises the bar for premium sinks. This kitchen sink features the integrated reveal ledge, that allows accessories to glide over the sink and the concealed drain that stops stemware from falling over.

It also boasts sleek, sculptural lines made of 16-gauge commercial stainless steel with a Diamond finish that highlights the sink's beauty.



# Professional 2.0



**Inox Cream 903**  
Inox Cream is a specially formulated product ideal for cleaning stainless steel sinks from FRANKE.



1

## Integrated Reveal Ledge

Allows accessories to work within the sink creating a seamless workflow to make food prep a pleasure.



2

## Diamond Finish

Durable finish takes minimal care to maintain a clean, attractive look for years.



3

## Rear Drain Cover

The removable drain cover conceals the drain for a seamless bowl surface, while the rear placement provides extra cabinet space beneath the sink.



4

## Deep Capacity Bowl

A large deep bowl makes it easy to clean large cookware items and minimizes splashing, offering the form and function you expect from your sink.





## Every great home cook needs a sous chef

Our kitchen tools in the Professional 2.0 Workcenter are just what is needed to help you slice, dice, chop and serve all the meals you prepare.



### Wash and Rinse

Working above the sink with the colander allows you to:

- Extend your workspace and create an extension of your countertop
- Rinse and wash fruits and vegetables while keeping them at an elevated level
- Transfer fruits and vegetables easily to the cutting board, create an extended workspace when you place the cutting board next to the colander

### Slice, Chop and Dice

The cutting board can be placed over the sink or on the countertop to create an optimum workflow:

- Glides across the ledge of the sink for easy transfer of food to waste disposer
- Cutting board doubles as a serving tray or cheese board
- Creates a seamless food prep workflow from rinse to chop to dispose



## Professional 2.0 Workcenter



PS2X110-33-WKC

Kitchen tools that work smartly and efficiently with your Franke Professional 2.0 sink in creating the perfect workcenter. The stylish workcenter features a stainless steel colander, a maple chopping board, and a bottom grid. All these essential tools for food preparation are close at hand for when you need them.



### Clean and Dry

Create the perfect clean-up with the bottom grid and colander:

- Lay clean dishes on the bottom grid, allowing air to circulate around the dishes
- Use the colander to air dry cutlery, elevated above the sink, the water is directed back into the sink
- Store cleaning brushes in the colander to allow them to dry until the next time they are needed

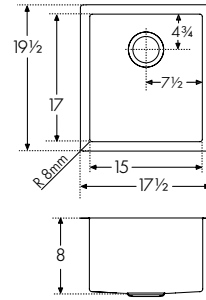
## Professional 2.0 Stainless

PS2X110-15 \$1,740



## SPECIFICATIONS

Interior Dimensions: 15" x 17" x 8"  
 Exterior Dimensions: 17½" x 19½"  
 Minimum Cabinet Size: 21"  
 Gauge: 16  
 Weight: 21 lbs.  
 Sound Dampening: Sound Pad and Spray Coat  
 Stainless Finish: Diamond  
 Corner Radius: 8mm  
 Installation: Undermount with ½" Reveal



## ACCESSORIES

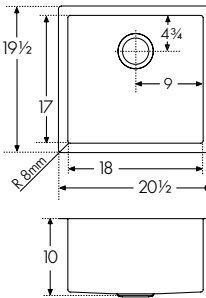
1	<b>Bottom Grid</b> PS2-15-36S	5	<b>Cutting Board</b> PS2-45S	6	<b>Colander</b> PE-70S	7	<b>Strainer Basket</b> 1145 1145SN	8	<b>Drain Cover</b> RNDCVR Included	9	<b>Roller Mat</b> RM18S	10	<b>Drain Board</b> CUW-60S	11	<b>Inox Cream</b> 903
---	----------------------------------	---	---------------------------------	---	---------------------------	---	--	---	--	---	----------------------------	----	-------------------------------	----	--------------------------

PS2X110-18 \$1,800



## SPECIFICATIONS

Interior Dimensions: 18" x 17" x 10"  
 Exterior Dimensions: 20½" x 19½"  
 Minimum Cabinet Size: 24"  
 Gauge: 16  
 Weight: 23 lbs.  
 Sound Dampening: Sound Pad and Spray Coat  
 Stainless Finish: Diamond  
 Corner Radius: 8mm  
 Installation: Undermount with ½" Reveal



## ACCESSORIES

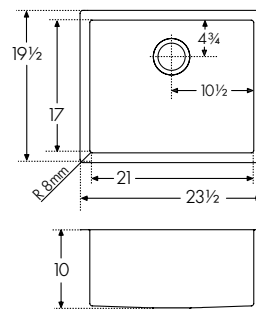
2	<b>Bottom Grid</b> PS2-18-36S	5	<b>Cutting Board</b> PS2-45S	6	<b>Colander</b> PE-70S	7	<b>Strainer Basket</b> 1145 1145SN	8	<b>Drain Cover</b> RNDCVR Included	9	<b>Roller Mat</b> RM18S	10	<b>Drain Board</b> CUW-60S	11	<b>Inox Cream</b> 903
---	----------------------------------	---	---------------------------------	---	---------------------------	---	--	---	--	---	----------------------------	----	-------------------------------	----	--------------------------

PS2X110-21 \$1,865



## SPECIFICATIONS

Interior Dimensions: 21" x 17" x 10"  
 Exterior Dimensions: 23½" x 19½"  
 Minimum Cabinet Size: 27"  
 Gauge: 16  
 Weight: 25 lbs.  
 Sound Dampening: Sound Pad and Spray Coat  
 Stainless Finish: Diamond  
 Corner Radius: 8mm  
 Installation: Undermount with ½" Reveal



## ACCESSORIES

3	<b>Bottom Grid</b> PS2-21-36S	5	<b>Cutting Board</b> PS2-45S	6	<b>Colander</b> PE-70S	7	<b>Strainer Basket</b> 1145 1145SN	8	<b>Drain Cover</b> RNDCVR Included	9	<b>Roller Mat</b> RM18S	10	<b>Drain Board</b> CUW-60S	11	<b>Inox Cream</b> 903
---	----------------------------------	---	---------------------------------	---	---------------------------	---	--	---	--	---	----------------------------	----	-------------------------------	----	--------------------------

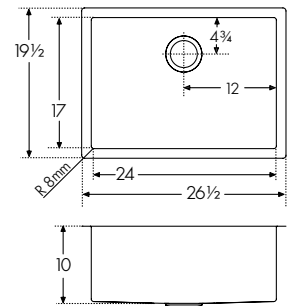
## Professional 2.0 Stainless

PS2X110-24 \$1,935



## SPECIFICATIONS

Interior Dimensions: 24" x 17" x 10"  
 Exterior Dimensions: 26½" x 19½"  
 Minimum Cabinet Size: 30"  
 Gauge: 16  
 Weight: 27 lbs.  
 Sound Dampening: Sound Pad and Spray Coat  
 Stainless Finish: Diamond  
 Corner Radius: 8mm  
 Installation: Undermount with ½" Reveal



## ACCESSORIES

4	<b>Bottom Grid</b> PS2-24-36S	5	<b>Cutting Board</b> PS2-45S	6	<b>Colander</b> PE-70S	7	<b>Strainer Basket</b> 1145 1145SN	8	<b>Drain Cover</b> RNDCVR Included	9	<b>Roller Mat</b> RM18S	10	<b>Drain Board</b> CUW-60S	11	<b>Inox Cream</b> 903
---	----------------------------------	---	---------------------------------	---	---------------------------	---	--	---	--	---	----------------------------	----	-------------------------------	----	--------------------------

PS2X110-24-12 \$1,990

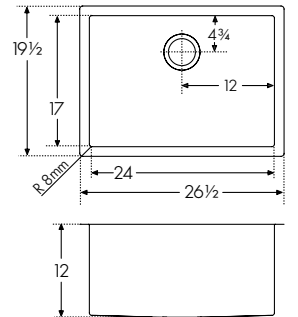


Suitable for laundry/utility



## SPECIFICATIONS

Interior Dimensions: 24" x 17" x 12"  
 Exterior Dimensions: 26½" x 19½"  
 Minimum Cabinet Size: 30"  
 Gauge: 16  
 Weight: 29 lbs.  
 Sound Dampening: Sound Pad and Spray Coat  
 Stainless Finish: Diamond  
 Corner Radius: 8mm  
 Installation: Undermount with ½" Reveal



## ACCESSORIES

4	<b>Bottom Grid</b> PS2-24-36S	5	<b>Cutting Board</b> PS2-45S	6	<b>Colander</b> PE-70S	7	<b>Strainer Basket</b> 1145 1145SN	8	<b>Drain Cover</b> RNDCVR Included	9	<b>Roller Mat</b> RM18S	10	<b>Drain Board</b> CUW-60S	11	<b>Inox Cream</b> 903
---	----------------------------------	---	---------------------------------	---	---------------------------	---	--	---	--	---	----------------------------	----	-------------------------------	----	--------------------------

## ACCESSORIES

1	<b>Bottom Grid</b> 14½" x 16½" Stainless PS2-15-36S \$170	2	<b>Bottom Grid</b> 17½" x 16½" Stainless PS2-18-36S \$190	3	<b>Bottom Grid</b> 20½" x 16½" Stainless PS2-21-36S \$225	4	<b>Bottom Grid</b> 23½" x 16½" Stainless PS2-24-36S \$240	5	<b>Cutting Board</b> 11" x 17½" x 1" Maple PS2-45S \$260	6	<b>Colander</b> 6⅞" x 17⅞" x 2⅞" Stainless PE-70S \$260
7	<b>Strainer Basket</b> Chrome 1145 \$70 Satin Nickel 1145SN \$100	8	<b>Drain Cover</b> 4½" Stainless RNDCVR \$105 One included with each sink.	9	<b>Roller Mat</b> 12⅞" x 17⅞" Stainless RM18S \$190	10	<b>Drain Board</b> 13½" x 18⅞" Stainless CUW-60S \$225	11	<b>Inox Cream</b> Stainless Steel Polish 903 \$40		



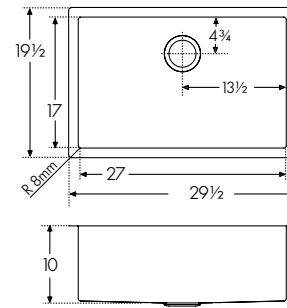
## Professional 2.0 Stainless

PS2X110-27 \$2,060



## SPECIFICATIONS

Interior Dimensions: 27" x 17" x 10"  
 Exterior Dimensions: 29½" x 19½"  
 Minimum Cabinet Size: 33"  
 Gauge: 16  
 Weight: 29 lbs.  
 Sound Dampening: Sound Pad and Spray Coat  
 Stainless Finish: Diamond  
 Corner Radius: 8mm  
 Installation: Undermount with ½" Reveal



## ACCESSORIES

1 <b>Bottom Grid</b> PS2-27-36S	6 <b>Cutting Board</b> PS2-45S	7 <b>Colander</b> PE-70S	8 <b>Strainer Basket</b> 1145 1145SN	9 <b>Drain Cover</b> RNDCVR Included	10 <b>Roller Mat</b> RM18S	11 <b>Drain Board</b> CUW-60S	12 <b>Inox Cream</b> 903
------------------------------------	-----------------------------------	-----------------------------	--	--	-------------------------------	----------------------------------	-----------------------------

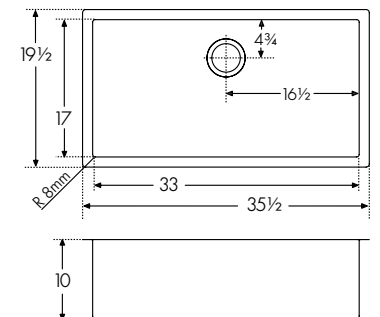
## Professional 2.0 Stainless

PS2X110-33 \$2,485



## SPECIFICATIONS

Interior Dimensions: 33" x 17" x 10"  
 Exterior Dimensions: 35½" x 19½"  
 Minimum Cabinet Size: 39"  
 Gauge: 16  
 Weight: 33 lbs.  
 Sound Dampening: Sound Pad and Spray Coat  
 Stainless Finish: Diamond  
 Corner Radius: 8mm  
 Installation: Undermount with ½" Reveal



## ACCESSORIES

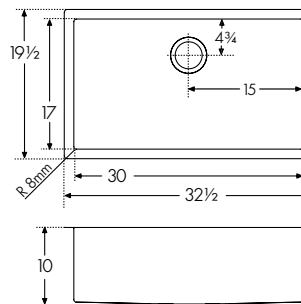
3 <b>Bottom Grid</b> PS2-33-36S	6 <b>Cutting Board</b> PS2-45S	7 <b>Colander</b> PE-70S	8 <b>Strainer Basket</b> 1145 1145SN	9 <b>Drain Cover</b> RNDCVR Included	10 <b>Roller Mat</b> RM18S	11 <b>Drain Board</b> CUW-60S	12 <b>Inox Cream</b> 903
------------------------------------	-----------------------------------	-----------------------------	--	--	-------------------------------	----------------------------------	-----------------------------

PS2X110-30 \$2,185



## SPECIFICATIONS

Interior Dimensions: 30" x 17" x 10"  
 Exterior Dimensions: 32½" x 19½"  
 Minimum Cabinet Size: 36"  
 Gauge: 16  
 Weight: 31 lbs.  
 Sound Dampening: Sound Pad and Spray Coat  
 Stainless Finish: Diamond  
 Corner Radius: 8mm  
 Installation: Undermount with ½" Reveal



## ACCESSORIES

2 <b>Bottom Grid</b> PS2-30-36S	6 <b>Cutting Board</b> PS2-45S	7 <b>Colander</b> PE-70S	8 <b>Strainer Basket</b> 1145 1145SN	9 <b>Drain Cover</b> RNDCVR Included	10 <b>Roller Mat</b> RM18S	11 <b>Drain Board</b> CUW-60S	12 <b>Inox Cream</b> 903
------------------------------------	-----------------------------------	-----------------------------	--	--	-------------------------------	----------------------------------	-----------------------------

PS2X110-30-12 \$2,310

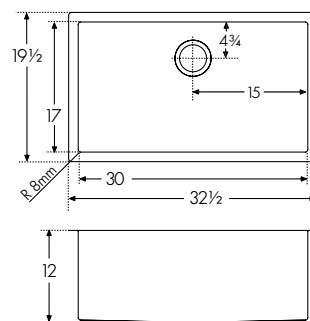


Suitable for laundry/utility



## SPECIFICATIONS

Interior Dimensions: 30" x 17" x 12"  
 Exterior Dimensions: 32½" x 19½"  
 Minimum Cabinet Size: 36"  
 Gauge: 16  
 Weight: 32 lbs.  
 Sound Dampening: Sound Pad and Spray Coat  
 Stainless Finish: Diamond  
 Corner Radius: 8mm  
 Installation: Undermount with ½" Reveal



## ACCESSORIES

2 <b>Bottom Grid</b> PS2-30-36S	6 <b>Cutting Board</b> PS2-45S	7 <b>Colander</b> PE-70S	8 <b>Strainer Basket</b> 1145 1145SN	9 <b>Drain Cover</b> RNDCVR Included	10 <b>Roller Mat</b> RM18S	11 <b>Drain Board</b> CUW-60S	12 <b>Inox Cream</b> 903
------------------------------------	-----------------------------------	-----------------------------	--	--	-------------------------------	----------------------------------	-----------------------------

## ACCESSORIES

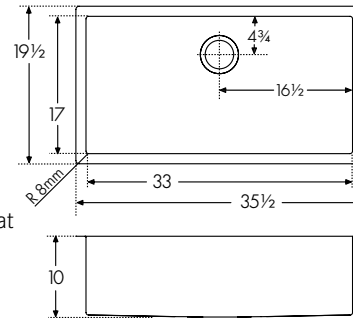
1 <b>Bottom Grid</b> 26½" x 16½" Stainless PS2-27-36S <b>\$260</b>	2 <b>Bottom Grid</b> 29½" x 16½" Stainless PS2-30-36S <b>\$305</b>	3 <b>Bottom Grid</b> 32½" x 16½" Stainless PS2-33-36S <b>\$330</b>	6 <b>Cutting Board</b> 11" x 17⅞" x 1" Maple PS2-45S <b>\$260</b>	7 <b>Colander</b> 6⅞" x 17⅞" x 2⅞" Stainless PE-70S <b>\$260</b>
8 <b>Strainer Basket</b> Chrome 1145 <b>\$70</b>  Satin Nickel 1145SN <b>\$100</b>	9 <b>Drain Cover</b> 4½" Stainless RNDCVR <b>\$105</b> One included	10 <b>Roller Mat</b> 12⅞" x 17⅞" Stainless RM18S <b>\$190</b>	11 <b>Drain Board</b> 13½" x 18⅞" Stainless CUW-60S <b>\$225</b>	12 <b>Inox Cream</b> Stainless Steel Polish 903 <b>\$40</b>

## PS2X110-33-WKC \$2,950

## SPECIFICATIONS








Interior Dimensions: 33" x 17" x 10"  
 Exterior Dimensions: 35½" x 19½"  
 Minimum Cabinet Size: 39"  
 Gauge: 16  
 Weight: 44 lbs.  
 Sound Dampening: Sound Pad and Spray Coat  
 Stainless Finish: Diamond  
 Corner Radius: 8mm  
 Installation: Undermount with ½" Reveal



## ACCESSORIES

<b>1 Bottom Grid</b> PS2-33-36S Included	<b>2 Cutting Board</b> PS2-45S Included	<b>3 Colander</b> PE-70S Included	<b>4 Strainer Basket</b> 1145 Included	<b>5 Drain Cover</b> RNDCVR Included	<b>6 Roller Mat</b> RM18S Optional	<b>7 Drain Board</b> CUW-60S	<b>8 Inox Cream</b> 903
--	---	---	--	--	--	---------------------------------	----------------------------

## INCLUDED ACCESSORIES

 <b>1 Bottom Grid</b> 32½" x 16½" Stainless PS2-33-36S <b>\$330</b>	 <b>2 Cutting Board</b> 11" x 17⅞" x 1" Maple PS2-45S <b>\$260</b>	 <b>3 Colander</b> 6⅞" x 17⅞" x 2⅞" Stainless PE-70S <b>\$260</b>	 <b>4 Strainer Basket</b> Chrome 1145 <b>\$100</b>	 <b>5 Drain Cover</b> 4½" Stainless RNDCVR <b>\$105</b>
---	--	---	---	---

## OPTIONAL ACCESSORIES

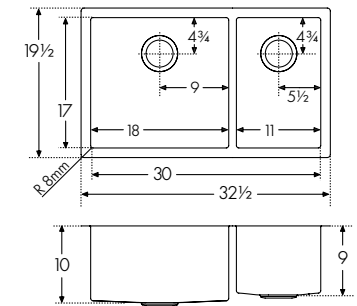
 <b>6 Roller Mat</b> 12⅞" x 17⅞" Stainless RM18S <b>\$190</b>	 <b>7 Drain Board</b> 13½" x 18⅞" Stainless CUW-60S <b>\$225</b>	 <b>8 Inox Cream</b> Stainless Steel Polish 903 <b>\$40</b>
---	--	---

## PS2X160-18-11 \$2,610

## SPECIFICATIONS



Interior Dimensions: 30" x 17" x 10" & 9"  
 Exterior Dimensions: 32½" x 19½"  
 Minimum Cabinet Size: 36"  
 Gauge: 16  
 Weight: 34 lbs.  
 Sound Dampening: Sound Pad and Spray Coat  
 Stainless Finish: Diamond  
 Corner Radius: 8mm  
 Installation: Undermount with ½" Reveal



## ACCESSORIES

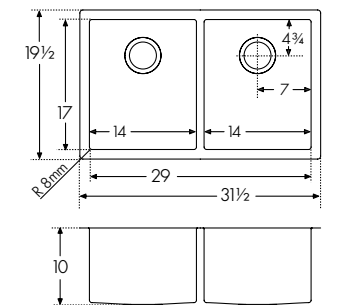
<b>1 Bottom Grid</b> PS2-11-36S	<b>2 Bottom Grid</b> PS2-18-36S	<b>4 Cutting Board</b> PS2-45S	<b>5 Colander</b> PE-70S	<b>6 Strainer Basket</b> 1145 1145SN	<b>7 Drain Cover</b> RNDCVR (2) Included	<b>8 Roller Mat</b> RM18S	<b>9 Drain Board</b> CUW-60S	<b>10 Inox Cream</b> 903
------------------------------------	------------------------------------	-----------------------------------	-----------------------------	--	--	------------------------------	---------------------------------	-----------------------------

## PS2X120-14-14 \$2,610

## SPECIFICATIONS













Interior Dimensions: 29" x 17" x 10"  
 Exterior Dimensions: 31½" x 19½"  
 Minimum Cabinet Size: 36"  
 Gauge: 16  
 Weight: 32 lbs.  
 Sound Dampening: Sound Pad and Spray Coat  
 Stainless Finish: Diamond  
 Corner Radius: 8mm  
 Installation: Undermount with ½" Reveal



## ACCESSORIES

<b>3 Bottom Grid</b> PS2-14-36S	<b>4 Cutting Board</b> PS2-45S	<b>5 Colander</b> PE-70S	<b>6 Strainer Basket</b> 1145 1145SN	<b>7 Drain Cover</b> RNDCVR (2) Included	<b>8 Roller Mat</b> RM18S	<b>9 Drain Board</b> CUW-60S	<b>10 Inox Cream</b> 903
------------------------------------	-----------------------------------	-----------------------------	--	--	------------------------------	---------------------------------	-----------------------------

## ACCESSORIES

 <b>1 Bottom Grid</b> 10½" x 16½" Stainless PS2-11-36S <b>\$150</b>	 <b>2 Bottom Grid</b> 17½" x 16½" Stainless PS2-18-36S <b>\$190</b>	 <b>3 Bottom Grid</b> 13½" x 16½" Stainless PS2-14-36S <b>\$160</b>	 <b>4 Cutting Board</b> 11" x 17⅞" x 1" Maple PS2-45S <b>\$260</b>	 <b>5 Colander</b> 6⅞" x 17⅞" x 2⅞" Stainless PE-70S <b>\$260</b>
 <b>6 Strainer Basket</b> Chrome 1145 <b>\$70</b>  Satin Nickel 1145SN <b>\$100</b>	 <b>7 Drain Cover</b> 4½" Stainless RNDCVR <b>\$105</b>  Two included with each double bowl sink.	 <b>8 Roller Mat</b> 12⅞" x 17⅞" Stainless RM18S <b>\$190</b>	 <b>9 Drain Board</b> 13½" x 18⅞" Stainless CUW-60S <b>\$225</b>	 <b>10 Inox Cream</b> Stainless Steel Polish 903 <b>\$40</b>

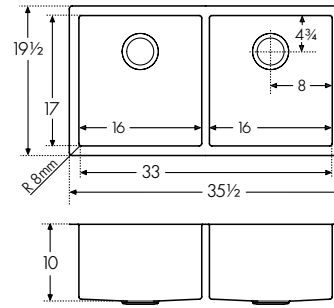


PS2X120-16-16 \$2,735



## SPECIFICATIONS









Interior Dimensions: 33" x 17" x 10"  
 Exterior Dimensions: 35½" x 19½"  
 Minimum Cabinet Size: 39"  
 Gauge: 16  
 Weight: 38 lbs.  
 Sound Dampening: Sound Pad and Spray Coat  
 Stainless Finish: Diamond  
 Corner Radius: 8mm  
 Installation: Undermount with ½" Reveal



## ACCESSORIES

<b>1 Bottom Grid</b> PS2-16-36S	<b>2 Cutting Board</b> PS2-45S	<b>3 Colander</b> PE-70S	<b>4 Strainer Basket</b> 1145 1145SN	<b>5 Drain Cover</b> RNDVCVR (2) Included	<b>6 Roller Mat</b> RM18S	<b>7 Drain Board</b> CUW-60S	<b>8 Inox Cream</b> 903
------------------------------------	-----------------------------------	-----------------------------	--	---	------------------------------	---------------------------------	----------------------------

## ACCESSORIES

 <b>1 Bottom Grid</b> 15½" x 16½" Stainless PS2-16-36S <b>\$170</b>	 <b>2 Cutting Board</b> 11" x 17½" x 1" Maple PS2-45S <b>\$260</b>	 <b>3 Colander</b> 6⅞" x 17⅝" x 2⅞" Stainless PE-70S <b>\$260</b>	 <b>4 Strainer Basket</b> Chrome 1145 <b>\$70</b>  Satin Nickel 1145SN <b>\$100</b>
 <b>5 Drain Cover</b> 4½" Stainless RNDVCVR <b>\$105</b>  Two included with each double bowl sink.	 <b>6 Roller Mat</b> 12⅜" x 17⅞" Stainless RM18S <b>\$190</b>	 <b>7 Drain Board</b> 13½" x 18⅞" Stainless CUW-60S <b>\$225</b>	 <b>8 Inox Cream</b> Stainless Steel Polish 903 <b>\$40</b>

## PERFECT TOGETHER

## Professional Faucets

For the complete PROFESSIONAL Faucet Collection see page 209.



FF5300



FFPD5300



FFPD5400



Pictured CLV110-28 sink


# Crystal

Style and timeless simplicity

The brilliant Crystal sink range is the crown jewel of design and functionality in kitchen sinks. An exclusive combination of stainless steel and glass crafted to meet the most demanding standards in modern esthetics. Each element is highly functional and beautifully shaped to add elegance and character to your kitchen.







1

### Commercial Grade Stainless

Made of 16 gauge stainless steel with a Diamond finish that will retain its beauty for many years.



2

### Removable Drain Cover


Tempered glass drain cover is easily removed for cleaning and sits perfectly in the sink to provide an even flat surface. Goodbye broken stemware.



3

### Reversible Installation

Invisible drain is located on the side of the sink bowl and can be installed with either a left or right side drain hole (single bowl sinks only) while allowing for more room beneath the sink.




4

### Sound Dampening System

Absorbs and reduces the noise caused by a garbage disposal or running water.

# Crystal



**Inox Cream 903**  
Inox Cream is a specially formulated product ideal for cleaning stainless steel sinks from FRANKE.

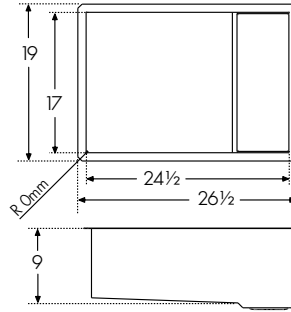
**CLV110-24** \$1,920



Limited Quantities Available

**SPECIFICATIONS**

Interior Dimensions: 24½" x 17" x 9"  
 Exterior Dimensions: 26½" x 19"  
 Minimum Cabinet Size: 30"  
 Gauge: 16  
 Weight: 28 lbs.  
 Sound Dampening: Sound Pad & Spray Coat  
 Stainless Finish: Diamond  
 Corner Radius: 0mm  
 Installation: Undermount with ½" Reveal



**ACCESSORIES**

- 2 | **Bottom Grid** CL-24-36S
- 5 | **Cutting Board** PS2-45S
- 6 | **Colander** PE-70S
- 7 | **Roller Mat** RM18S
- 8 | **Drain Cover** CL-BGC Included, CL-WGC, CL-SSC
- 9 | **Drain Board** CUW-60S
- 10 | **Inox Cream** 903

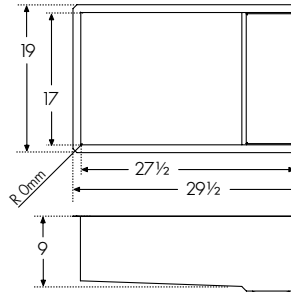
**CLV110-28** \$2,050



Limited Quantities Available

**SPECIFICATIONS**

Interior Dimensions: 27½" x 17" x 9"  
 Exterior Dimensions: 29½" x 19"  
 Minimum Cabinet Size: 33"  
 Gauge: 16  
 Weight: 31 lbs.  
 Sound Dampening: Sound Pad & Spray Coat  
 Stainless Finish: Diamond  
 Corner Radius: 0mm  
 Installation: Undermount with ½" Reveal



**ACCESSORIES**

- 3 | **Bottom Grid** CL-28-36S
- 5 | **Cutting Board** PS2-45S
- 6 | **Colander** PE-70S
- 7 | **Roller Mat** RM18S
- 8 | **Drain Cover** CL-BGC Included, CL-WGC, CL-SSC
- 9 | **Drain Board** CUW-60S
- 10 | **Inox Cream** 903

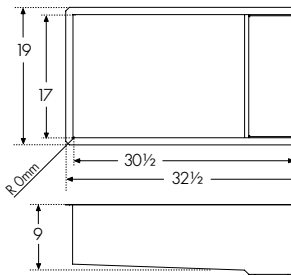
**CLV110-31** \$2,170



Limited Quantities Available

**SPECIFICATIONS**

Interior Dimensions: 30½" x 17" x 9"  
 Exterior Dimensions: 32½" x 19"  
 Minimum Cabinet Size: 36"  
 Gauge: 16  
 Weight: 34 lbs.  
 Sound Dampening: Sound Pad & Spray Coat  
 Stainless Finish: Diamond  
 Corner Radius: 0mm  
 Installation: Undermount with ½" Reveal



**ACCESSORIES**

- 4 | **Bottom Grid** CL-31-36S
- 5 | **Cutting Board** PS2-45S
- 6 | **Colander** PE-70S
- 7 | **Roller Mat** RM18S
- 8 | **Drain Cover** CL-BGC Included, CL-WGC, CL-SSC
- 9 | **Drain Board** CUW-60S
- 10 | **Inox Cream** 903

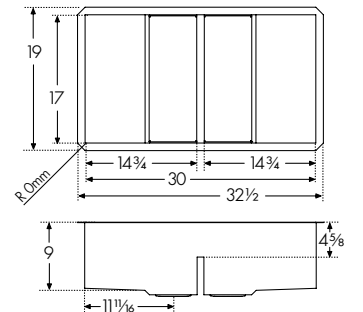
**CLV120-33** \$2,295



Limited Quantities Available

**SPECIFICATIONS**

Interior Dimensions: 30" x 17" x 9"  
 Exterior Dimensions: 32½" x 19"  
 Minimum Cabinet Size: 36"  
 Gauge: 16  
 Weight: 35 lbs.  
 Sound Dampening: Sound Pad & Spray Coat  
 Stainless Finish: Diamond  
 Corner Radius: 0mm  
 Installation: Undermount with ½" Reveal



**ACCESSORIES**

- 1 | **Bottom Grid** CL-14-36S
- 5 | **Cutting Board** PS2-45S
- 6 | **Colander** PE-70S
- 7 | **Roller Mat** RM18S
- 8 | **Drain Cover** CL-BGC Included, CL-WGC, CL-SSC
- 9 | **Drain Board** CUW-60S
- 10 | **Inox Cream** 903

**ACCESSORIES**

- 1 | **Bottom Grid** 15" x 16¾" x 4¾" Stainless CL-14-36S \$190
- 2 | **Bottom Grid** 16¹³⁄₁₆" x 16¹⁄₁₆" Stainless CL-24-36S \$190
- 3 | **Bottom Grid** 19½" x 16¹⁄₁₆" Stainless CL-28-36S \$200
- 4 | **Bottom Grid** 22¾" x 16¹⁄₁₆" Stainless CL-31-36S \$215
- 5 | **Cutting Board** 11" x 17¾" x 1" Maple PS2-45S \$260
- 6 | **Colander** 6¹⁄₈" x 17⁵⁄₈" x 2¹⁄₈" Stainless PE-70S \$260
- 7 | **Roller Mat** 12¹³⁄₁₆" x 17⁷⁄₈" Stainless RM18S \$190
- 8 | **Drain Cover** 6¼" x 16⁷⁄₈" Black CL-BGC \$170 Included  
White CL-WGC \$170  
Stainless Steel CL-SSC \$145
- 9 | **Drain Board** 13½" x 18³⁄₈" Stainless CUW-60S \$225
- 10 | **Inox Cream** Stainless Steel Polish 903 \$40





Pictured PTX160-37 sink with FFPD4300 faucet

# Pescara

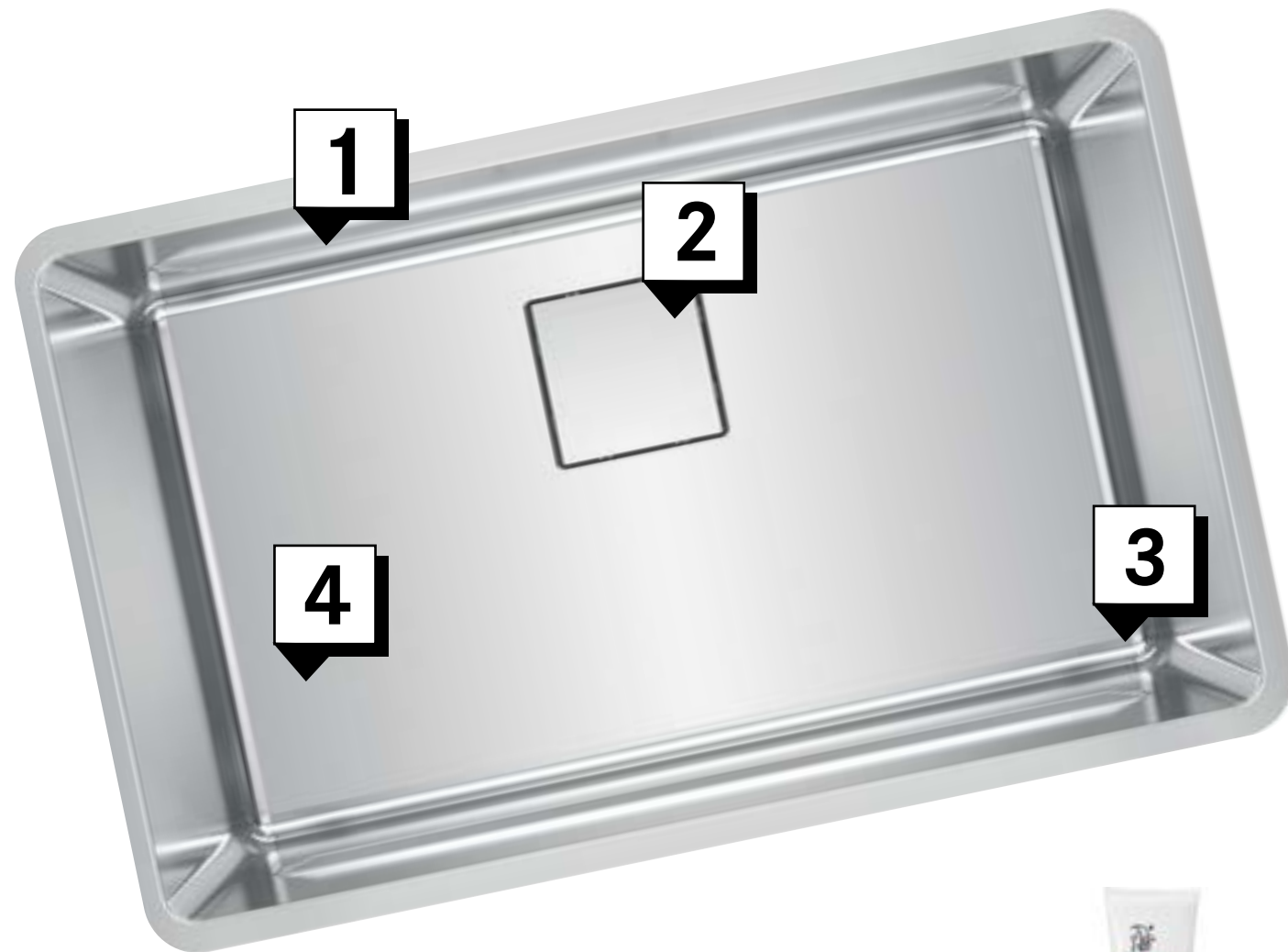
## Family in the kitchen

A cook needs many tools beyond great cookware to make an amazing meal. Something for chopping, rinsing, and washing. The Pescara collection has it all.

Featuring an integrated accessory ledge that allows food prep to happen over the sink, the Pescara collection has been finished with a Pearl finish, providing a lustrous sheen. Functional as a food preparation and cleaning station, to prepare meals for family and friends in high style.



# Pescara




**Inox Cream 903**  
Inox Cream is a specially formulated product ideal for cleaning stainless steel sinks from FRANKE.



**1**  
**Integrated Ledge System**  
Shelf grid sits conveniently on the integrated ledge system, creating a higher level workspace. Expand your workspace when you prep, rinse and clean.



**2**  
**Concealed Drain**  
The removable drain cover conceals the drain for a seamless bowl surface, while providing a flat bottom surface to allow for more usable workspace.



**3**  
**Easy-Clean Corners**  
The 20mm radius corners make it easy to clean every part of the sink.



**4**  
**Sound Dampening System**  
Sound dampening pads and spray coat reduce excess noise from running water and disposal vibration.





### Fully equipped built-in workcenter

Create a workspace that is as beautiful as it is functional. Our space-saving integrated kitchen tools offer plenty of room for prepping over your sink, freeing up counter space for other cooking activities.



PTX110-31-WKC

### Kitchen tools that work with your sink



**Stainless Steel Bottom Sink Grid**  
The bottom sink grid can accommodate dirty dishes while water and food residue drain through the grid.

**Solid Wood Cutting Board**  
Custom-fit cutting board allows you to do all your slicing and dicing work over the sink and quickly transfer food scraps to the waste disposer.

**Stainless Steel Colander**  
The custom-designed colander works within the sink to keep food contained for washing and rinsing, maximizing efficiency.

**Stainless Steel Shelf Grid**  
The shelf grid sits on the integrated ledge and creates a perfect area for air drying dishes.

**Stainless Steel Drain Cover**  
Creates more usable space at the bottom of the bowl by providing an even surface.

## PREPARE AMAZING DISHES WITH EASE

The same passion we put into our sinks goes into our kitchen tools to help prepare and serve the foods you love.

Pescara kitchen tools offer endless practicality for cooking, prepping, and cleaning, so you can enjoy your kitchen as it's meant to be—a centerpiece of the home and a place to spend time with friends and family.



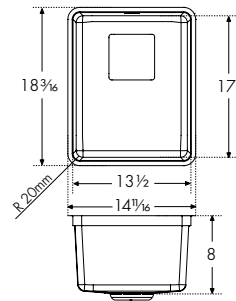
PTX110-14

\$750



SPECIFICATIONS

Interior Dimensions: 13½" x 17" x 8"  
 Exterior Dimensions: 14⅞" x 18⅞"  
 Minimum Cabinet Size: 18"  
 Gauge: 18  
 Weight: 11 lbs.  
 Sound Dampening: Sound Pad & Spray Coat  
 Stainless Finish: Pearl  
 Corner Radius: 20mm  
 Installation: Undermount with 3mm Reveal




ACCESSORIES

1 Bottom Grid PT14-36S	7 Cutting Board PT-40S	8 Self Healing Cutting Mat SP-40S	9 Cutting Board PT-41S	10 Colander PE-70S	11 Universal Roller Mat UV-36RM	12 Strainer Basket 1145 1145SN	13 Drain Cover PKGCVR Included
---------------------------	---------------------------	--------------------------------------	---------------------------	-----------------------	------------------------------------	--------------------------------------	--------------------------------------

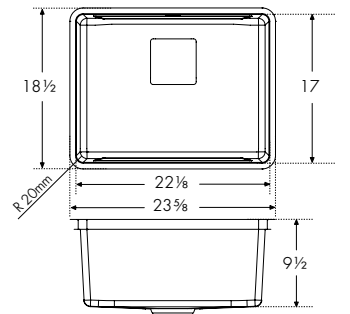
PTX110-22

\$1,215



SPECIFICATIONS

Interior Dimensions: 22⅞" x 17" x 9½"  
 Exterior Dimensions: 23⅝" x 18½"  
 Minimum Cabinet Size: 27"  
 Gauge: 18  
 Weight: 18 lbs.  
 Sound Dampening: Sound Pad & Spray Coat  
 Stainless Finish: Pearl  
 Integral Franke Ledge System  
 Corner Radius: 20mm  
 Installation: Undermount with 3mm Reveal




ACCESSORIES

4 Bottom Grid PT22-36S	6 Shelf Grid PT14-31S	7 Cutting Board PT-40S	8 Self Healing Cutting Mat SP-40S	9 Cutting Board PT-41S	10 Colander PE-70S	11 Universal Roller Mat UV-36RM	12 Strainer Basket 1145 1145SN	13 Drain Cover PKGCVR Included
---------------------------	--------------------------	---------------------------	--------------------------------------	---------------------------	-----------------------	------------------------------------	--------------------------------------	--------------------------------------

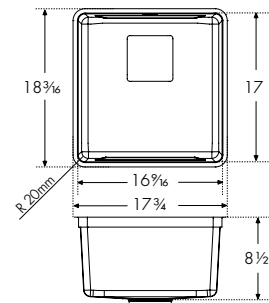
PTX110-17

\$840



SPECIFICATIONS

Interior Dimensions: 16⅞" x 17" x 8½"  
 Exterior Dimensions: 17¾" x 18⅞"  
 Minimum Cabinet Size: 21"  
 Gauge: 18  
 Weight: 14 lbs.  
 Sound Dampening: Sound Pad & Spray Coat  
 Stainless Finish: Pearl  
 Integral Franke Ledge System  
 Corner Radius: 20mm  
 Installation: Undermount with 3mm Reveal




ACCESSORIES

2 Bottom Grid PT17-36S	6 Shelf Grid PT14-31S	7 Cutting Board PT-40S	8 Self Healing Cutting Mat SP-40S	9 Cutting Board PT-41S	10 Colander PE-70S	11 Universal Roller Mat UV-36RM	12 Strainer Basket 1145 1145SN	13 Drain Cover PKGCVR Included
---------------------------	--------------------------	---------------------------	--------------------------------------	---------------------------	-----------------------	------------------------------------	--------------------------------------	--------------------------------------

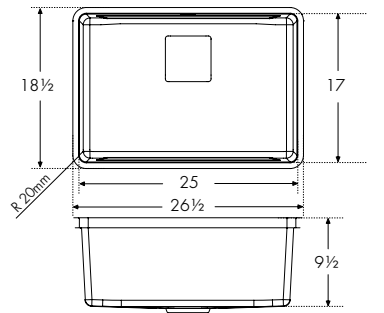
PTX110-25

\$1,275



SPECIFICATIONS

Interior Dimensions: 25" x 17" x 9½"  
 Exterior Dimensions: 26½" x 18½"  
 Minimum Cabinet Size: 30"  
 Gauge: 18  
 Weight: 20 lbs.  
 Sound Dampening: Sound Pad & Spray Coat  
 Stainless Finish: Pearl  
 Integral Franke Ledge System  
 Corner Radius: 20mm  
 Installation: Undermount with 3mm Reveal




ACCESSORIES

5 Bottom Grid PT25-36S	6 Shelf Grid PT14-31S	7 Cutting Board PT-40S	8 Self Healing Cutting Mat SP-40S	9 Cutting Board PT-41S	10 Colander PE-70S	11 Universal Roller Mat UV-36RM	12 Strainer Basket 1145 1145SN	13 Drain Cover PKGCVR Included
---------------------------	--------------------------	---------------------------	--------------------------------------	---------------------------	-----------------------	------------------------------------	--------------------------------------	--------------------------------------

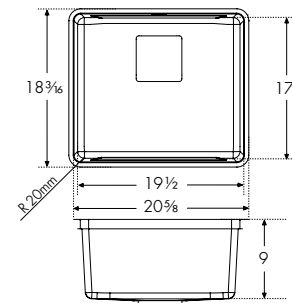
PTX110-20

\$1,090



SPECIFICATIONS

Interior Dimensions: 19½" x 17" x 9"  
 Exterior Dimensions: 20⅝" x 18⅞"  
 Minimum Cabinet Size: 24"  
 Gauge: 18  
 Weight: 16 lbs.  
 Sound Dampening: Sound Pad & Spray Coat  
 Stainless Finish: Pearl  
 Integral Franke Ledge System  
 Corner Radius: 20mm  
 Installation: Undermount with 3mm Reveal



ACCESSORIES

3 Bottom Grid PT20-36S	6 Shelf Grid PT14-31S	7 Cutting Board PT-40S	8 Self Healing Cutting Mat SP-40S	9 Cutting Board PT-41S	10 Colander PE-70S	11 Universal Roller Mat UV-36RM	12 Strainer Basket 1145 1145SN	13 Drain Cover PKGCVR Included
---------------------------	--------------------------	---------------------------	--------------------------------------	---------------------------	-----------------------	------------------------------------	--------------------------------------	--------------------------------------

13/16

ACCESSORIES

1 Bottom Grid 12⅞" x 15⅞" Stainless PT14-36S \$170	2 Bottom Grid 15⅞" x 15⅞" Stainless PT17-36S \$170	3 Bottom Grid 18⅞" x 15⅞" Stainless PT20-36S \$190	4 Bottom Grid 20⅞" x 15⅞" Stainless PT22-36S \$190	5 Bottom Grid 23⅞" x 15⅞" Stainless PT25-36S \$190	6 Shelf Grid 14" x 16¼" Stainless PT14-31S \$170	7 Cutting Board 10⅞" x 18½" Tempered Glass PT-40S \$250	8 Self Healing Cutting Mat 9⅞" x 14⅞" Silicone SP-40S \$70	9 Cutting Board 11" x 18½" Solid Wood PT-41S \$240	10 Colander 6⅞" x 17⅞" x 2⅞" Stainless PE-70S \$260	11 Universal Roller Mat 18⅞" x 20" Stainless UV-36RM \$200	12 Strainer Basket Chrome 1145 \$70 Satin Nickel 1145SN \$100	13 Drain Cover Stainless PKGCVR \$105 (One included with each bowl)
--	--	--	--	--	--	---	--	--	---	--	---	---

Note: All accessories sold separately unless otherwise indicated. Design of custom accessories subject to change without notice. It is absolutely critical that you have the sink and any custom sink accessories on site prior to any cut or modification to the countertop. Franke will not be responsible for any errors in countertop preparation and sink installation.

Note: All accessories sold separately unless otherwise indicated. Design of custom accessories subject to change without notice. It is absolutely critical that you have the sink and any custom sink accessories on site prior to any cut or modification to the countertop. Franke will not be responsible for any errors in countertop preparation and sink installation.

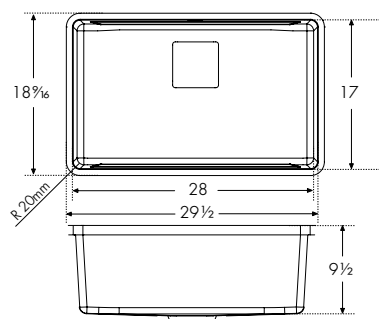


**PTX110-28** \$1,360



**SPECIFICATIONS**

Interior Dimensions: 28" x 17" x 9½"  
 Exterior Dimensions: 29½" x 18½"  
 Minimum Cabinet Size: 33"  
 Gauge: 18  
 Weight: 21 lbs.  
 Sound Dampening: Sound Pad & Spray Coat  
 Stainless Finish: Pearl  
 Integral Franke Ledge System  
 Corner Radius: 20mm  
 Installation: Undermount with 3mm Reveal



**ACCESSORIES**

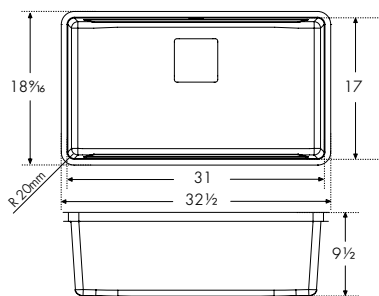
- |                                  |                                 |                                  |   |                                  |                             |  |  |   |
|----------------------------------|---------------------------------|----------------------------------|---|----------------------------------|-----------------------------|--|--|---|
| 1 <b>Bottom Grid</b><br>PT28-36S | 3 <b>Shelf Grid</b><br>PT14-31S | 4 <b>Cutting Board</b><br>PT-40S | 5 <b>Self Healing Cutting Mat</b><br>SP-40S | 6 <b>Cutting Board</b><br>PT-41S | 7 <b>Colander</b><br>PE-70S | 8 <b>Universal Roller Mat</b><br>UV-36RM | 9 <b>Strainer Basket</b><br>1145<br>1145SN | 10 <b>Drain Cover</b><br>PKGCVR<br>Included |
|----------------------------------|---------------------------------|----------------------------------|---|----------------------------------|-----------------------------|--|--|---|

**PTX110-31** \$1,490



**SPECIFICATIONS**

Interior Dimensions: 31" x 17" x 9½"  
 Exterior Dimensions: 32½" x 18½"  
 Minimum Cabinet Size: 36"  
 Gauge: 18  
 Weight: 23 lbs.  
 Sound Dampening: Sound Pad & Spray Coat  
 Stainless Finish: Silk  
 Integral Franke Ledge System  
 Corner Radius: 20mm  
 Installation: Undermount with 3mm Reveal



**ACCESSORIES**

- |                                  |                                 |                                  |   |                                  |                             |  |  |   |
|----------------------------------|---------------------------------|----------------------------------|---|----------------------------------|-----------------------------|--|--|---|
| 2 <b>Bottom Grid</b><br>PT31-36S | 3 <b>Shelf Grid</b><br>PT14-31S | 4 <b>Cutting Board</b><br>PT-40S | 5 <b>Self Healing Cutting Mat</b><br>SP-40S | 6 <b>Cutting Board</b><br>PT-41S | 7 <b>Colander</b><br>PE-70S | 8 <b>Universal Roller Mat</b><br>UV-36RM | 9 <b>Strainer Basket</b><br>1145<br>1145SN | 10 <b>Drain Cover</b><br>PKGCVR<br>Included |
|----------------------------------|---------------------------------|----------------------------------|---|----------------------------------|-----------------------------|--|--|---|

**ACCESSORIES**

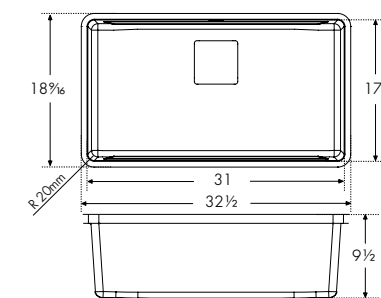
- |  |  |   |   |   |
|--|--|---|---|---|
| 1 <b>Bottom Grid</b><br>26¾" x 15¼"<br>Stainless<br>PT28-36S<br><b>\$200</b> | 2 <b>Bottom Grid</b><br>29¼" x 15¼"<br>Stainless<br>PT31-36S<br><b>\$215</b> | 3 <b>Shelf Grid</b><br>14" x 16¼"<br>Stainless<br>PT14-31S<br><b>\$170</b>          | 4 <b>Cutting Board</b><br>10⅞" x 18½"<br>Tempered Glass<br>PT-40S<br><b>\$250</b>                   | 5 <b>Self Healing Cutting Mat</b><br>9¼" x 14⅞"<br>Silicone<br>SP-40S<br><b>\$70</b>          |
| 6 <b>Cutting Board</b><br>11" x 18½"<br>Solid Wood<br>PT-41S<br><b>\$240</b> | 7 <b>Colander</b><br>6⅞" x 17⅞" x 2⅞"<br>Stainless<br>PE-70S<br><b>\$260</b> | 8 <b>Universal Roller Mat</b><br>18⅞" x 20"<br>Stainless<br>UV-36RM<br><b>\$200</b> | 9 <b>Strainer Basket</b><br>Chrome<br>1145<br><b>\$70</b><br>Satin Nickel<br>1145SN<br><b>\$100</b> | 10 <b>Drain Cover</b><br>Stainless<br>PKGCVR<br><b>\$105</b><br>(One included with each bowl) |

**PTX110-31-WKC** \$2,150



**SPECIFICATIONS**

Interior Dimensions: 31" x 17" x 9½"  
 Exterior Dimensions: 32½" x 18½"  
 Minimum Cabinet Size: 36"  
 Gauge: 18  
 Weight: 38 lbs.  
 Sound Dampening: Sound Pad & Spray Coat  
 Stainless Finish: Silk  
 Integral Franke Ledge System  
 Corner Radius: 20mm  
 Installation: Undermount with 3mm Reveal



**ACCESSORIES**

- |  |   |  |  |  |  |   |   |  |
|--|---|--|--|--|--|---|---|--|
| 1 <b>Bottom Grid</b><br>PT31-36S<br>Included | 2 <b>Shelf Grid</b><br>PT14-31S<br>Included | 3 <b>Cutting Board</b><br>PT-41S<br>Included | 4 <b>Strainer Basket</b><br>1145<br>Included | 5 <b>Drain Cover</b><br>PKGCVR<br>Included | 6 <b>Cutting Board</b><br>PT-40S<br>Optional | 7 <b>Self Healing Cutting Mat</b><br>SP-40S<br>Optional | 8 <b>Colander</b><br>PE-70S<br>Optional | 9 <b>Universal Roller Mat</b><br>UV-36RM<br>Optional |
|--|---|--|--|--|--|---|---|--|

**INCLUDED ACCESSORIES**

- |  |  |  |   |   |
|--|--|--|---|---|
| 1 <b>Bottom Grid</b><br>29¼" x 15¼"<br>Stainless<br>PT31-36S<br><b>\$215</b> | 2 <b>Shelf Grid</b><br>14" x 16¼"<br>Stainless<br>PT14-31S<br><b>\$170</b> | 3 <b>Cutting Board</b><br>11" x 18½"<br>Solid Wood<br>PT-41S<br><b>\$240</b> | 4 <b>Strainer Basket</b><br>Chrome<br>1145<br><b>\$70</b> | 5 <b>Drain Cover</b><br>Stainless<br>PKGCVR<br><b>\$105</b> |
|--|--|--|---|---|

**OPTIONAL ACCESSORIES**

- |   |  |  |   |
|---|--|--|---|
| 6 <b>Cutting Board</b><br>10⅞" x 18½"<br>Tempered Glass<br>PT-40S<br><b>\$250</b> | 7 <b>Self Healing Cutting Mat</b><br>9¼" x 14⅞"<br>Silicone<br>SP-40S<br><b>\$70</b> | 8 <b>Colander</b><br>6⅞" x 17⅞" x 2⅞"<br>Stainless<br>PE-70S<br><b>\$260</b> | 9 <b>Universal Roller Mat</b><br>18⅞" x 20"<br>Stainless<br>UV-36RM<br><b>\$200</b> |
|---|--|--|---|

Note: All accessories sold separately unless otherwise indicated. Design of custom accessories subject to change without notice. It is absolutely critical that you have the sink and any custom sink accessories on site prior to any cut or modification to the countertop. Franke will not be responsible for any errors in countertop preparation and sink installation.

Note: All accessories sold separately unless otherwise indicated. Design of custom accessories subject to change without notice. It is absolutely critical that you have the sink and any custom sink accessories on site prior to any cut or modification to the countertop. Franke will not be responsible for any errors in countertop preparation and sink installation.

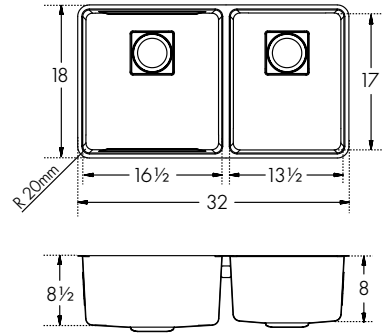
Pescara Stainless

**PTX160-31** \$1,700



**SPECIFICATIONS**


Interior Dimensions: 31" x 17" x 8½" & 8"  
 Exterior Dimensions: 32" x 18"  
 Minimum Cabinet Size: 36"  
 Gauge: 18  
 Weight: 20.5 lbs.  
 Sound Dampening: Sound Pad & Spray Coat  
 Stainless Finish: Pearl  
 Integral Franke Ledge System  
 Corner Radius: 20mm  
 Installation: Undermount with 3mm Reveal



**ACCESSORIES**

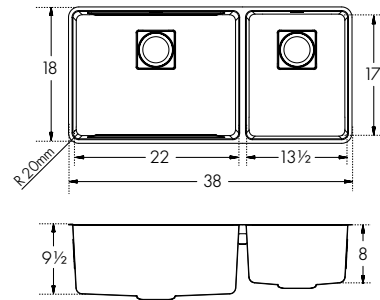
- |                                  |                                  |                                 |                                  |   |                                  |                             |  |   |   |
|----------------------------------|----------------------------------|---------------------------------|----------------------------------|---|----------------------------------|-----------------------------|--|---|---|
| 1 <b>Bottom Grid</b><br>PT14-36S | 2 <b>Bottom Grid</b><br>PT17-36S | 4 <b>Shelf Grid</b><br>PT14-31S | 5 <b>Cutting Board</b><br>PT-40S | 6 <b>Self Healing Cutting Mat</b><br>SP-40S | 7 <b>Cutting Board</b><br>PT-41S | 8 <b>Colander</b><br>PE-70S | 9 <b>Universal Roller Mat</b><br>UV-36RM | 10 <b>Strainer Basket</b><br>1145<br>1145SN | 11 <b>Drain Cover</b><br>PKGCVR<br>Included |
|----------------------------------|----------------------------------|---------------------------------|----------------------------------|---|----------------------------------|-----------------------------|--|---|---|

**PTX160-37** \$1,760



**SPECIFICATIONS**


Interior Dimensions: 36½" x 17" x 9½" & 8"  
 Exterior Dimensions: 38" x 18"  
 Minimum Cabinet Size: 42"  
 Gauge: 18  
 Weight: 25.4 lbs.  
 Sound Dampening: Sound Pad & Spray Coat  
 Stainless Finish: Pearl  
 Integral Franke Ledge System  
 Corner Radius: 20mm  
 Installation: Undermount with 3mm Reveal



**ACCESSORIES**

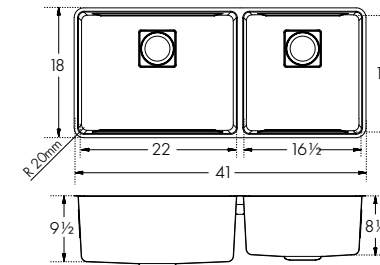
- |                                  |                                  |                                 |                                  |   |                                  |                             |  |   |   |
|----------------------------------|----------------------------------|---------------------------------|----------------------------------|---|----------------------------------|-----------------------------|--|---|---|
| 1 <b>Bottom Grid</b><br>PT14-36S | 3 <b>Bottom Grid</b><br>PT22-36S | 4 <b>Shelf Grid</b><br>PT14-31S | 5 <b>Cutting Board</b><br>PT-40S | 6 <b>Self Healing Cutting Mat</b><br>SP-40S | 7 <b>Cutting Board</b><br>PT-41S | 8 <b>Colander</b><br>PE-70S | 9 <b>Universal Roller Mat</b><br>UV-36RM | 10 <b>Strainer Basket</b><br>1145<br>1145SN | 11 <b>Drain Cover</b><br>PKGCVR<br>Included |
|----------------------------------|----------------------------------|---------------------------------|----------------------------------|---|----------------------------------|-----------------------------|--|---|---|

**PTX160-40** \$1,870



**SPECIFICATIONS**












Interior Dimensions: 39½" x 17" x 9½" & 8½"  
 Exterior Dimensions: 41" x 18"  
 Minimum Cabinet Size: 45"  
 Gauge: 18  
 Weight: 27.2 lbs.  
 Sound Dampening: Sound Pad & Spray Coat  
 Stainless Finish: Pearl  
 Integral Franke Ledge System  
 Corner Radius: 20mm  
 Installation: Undermount with 3mm Reveal



**ACCESSORIES**

- |                                  |                                  |                                 |                                  |   |                                  |                             |  |   |   |
|----------------------------------|----------------------------------|---------------------------------|----------------------------------|---|----------------------------------|-----------------------------|--|---|---|
| 1 <b>Bottom Grid</b><br>PT17-36S | 2 <b>Bottom Grid</b><br>PT22-36S | 4 <b>Shelf Grid</b><br>PT14-31S | 5 <b>Cutting Board</b><br>PT-40S | 6 <b>Self Healing Cutting Mat</b><br>SP-40S | 7 <b>Cutting Board</b><br>PT-41S | 8 <b>Colander</b><br>PE-70S | 9 <b>Universal Roller Mat</b><br>UV-36RM | 10 <b>Strainer Basket</b><br>1145<br>1145SN | 11 <b>Drain Cover</b><br>PKGCVR<br>Included |
|----------------------------------|----------------------------------|---------------------------------|----------------------------------|---|----------------------------------|-----------------------------|--|---|---|

**ACCESSORIES**

- |  |  |   |   |   |  |
|--|--|---|---|---|--|
| <br>1 <b>Bottom Grid</b><br>12¼" x 15¼"<br>Stainless<br>PT14-36S<br>\$170 | <br>2 <b>Bottom Grid</b><br>15¼" x 15¼"<br>Stainless<br>PT17-36S<br>\$170 | <br>3 <b>Bottom Grid</b><br>20¼" x 15¼"<br>Stainless<br>PT22-36S<br>\$190        | <br>4 <b>Shelf Grid</b><br>14" x 16¼"<br>Stainless<br>PT14-31S<br>\$170                    | <br>5 <b>Cutting Board</b><br>10⅞" x 18½"<br>Tempered Glass<br>PT-40S<br>\$250             | <br>6 <b>Self Healing Cutting Mat</b><br>9⅜" x 14⅞"<br>Silicone<br>SP-40S<br>\$70 |
| <br>7 <b>Cutting Board</b><br>11" x 18½"<br>Solid Wood<br>PT-41S<br>\$240 | <br>8 <b>Colander</b><br>6⅞" x 17⅝" x 2⅞"<br>Stainless<br>PE-70S<br>\$260 | <br>9 <b>Universal Roller Mat</b><br>18⅞" x 20"<br>Stainless<br>UV-36RM<br>\$200 | <br>10 <b>Strainer Basket</b><br>Chrome<br>1145<br>\$70<br>Satin Nickel<br>1145SN<br>\$100 | <br>11 <b>Drain Cover</b><br>Stainless<br>PKGCVR<br>\$105<br>(One included with each bowl) |  |





# Orca 2.0

A favorite for generations

The iconic Orca sink is indispensable in the kitchens of home cooks and professional chefs alike. Long recognized for its unique design and functionality, thanks to its integrated ledge system that creates a multi-tiered bowl suitable for food preparation and cleaning.

Delivering the finest in stainless steel quality and design Orca 2.0 is beloved for the performance and durability it offers, the personal style it expresses, and the memories it helps make.



Pictured OR2X110 sink with FF3450 faucet



## Optimize efficiency for a multi-functional space



### Prepping Zone

It is the work center where meals are prepared before being cooked.

- Orca 2.0 cutting board and colander takes care of everyday tasks including chopping, washing, slicing, and peeling directly over the sink
- To increase efficiency, add the shelf grid to create a raised workspace to be closer to the faucet for cleaning and rinsing food
- Your prep zone is not just for prepping but also for access to a waste disposer to dispose of peels and stems from food

### Serving Zone

Orca 2.0 smart kitchen tools turn the sink into a serving area creating an extension of the countertop.

- Orca 2.0 cutting board and shelf grid turn the sink into a perfect serving station without taking up countertop space
- Cutting board doubles as a serving tray or cheese board
- Use the side shelf for the perfect elevated platform for dishes, bowls, or serving trays



## Orca 2.0 Workcenter



OR2X110-WKC

An efficient prep zone in the kitchen is a must, and it is where we spend the majority of the time when fueling our bodies with healthy food and drinks. One way to achieve this is by adding a Franke Orca 2.0 Workcenter to your kitchen. The purpose of the Orca 2.0 Workcenter is to support functions in the kitchen by offering an additional workspace and freeing up counter space.



### Clean-up Zone

With the Orca 2.0 double-tiered design it combines the functions of all three zones into one workcenter

- Turn the shelf grid into a drying rack while still allowing ample bowl space for washing dishes
- Adding a Franke soap dispenser keeps cleaning items together and close to the relevant functions for maximum efficiency
- The extra room of this generously sized sink will make washing larger items easier. Lay a cookie sheet or roasting pan entirely flat on the bottom of the sink for soaking and cleaning



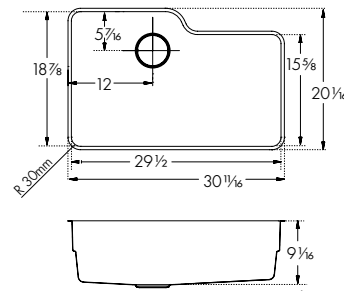
OR2X110

\$1,300



SPECIFICATIONS

Interior Dimensions: 29½" x 18⅞" x 9⅞"  
 Exterior Dimensions: 30⅞" x 20⅞"  
 Minimum Cabinet Size: 36"  
 Gauge: 18  
 Weight: 24 lbs.  
 Sound Dampening: Sound Pad & Spray Coat  
 Stainless Finish: Silk  
 Integral Franke Ledge System  
 Corner Radius: 30mm  
 Installation: Undermount



ACCESSORIES

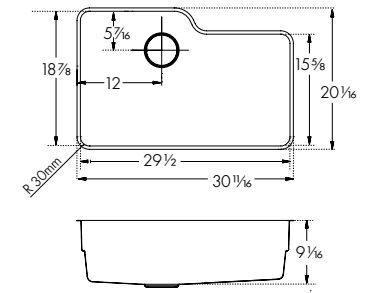
- |                                   |  |                                      |  |                                    |                                   |                              |
|-----------------------------------|--|--------------------------------------|--|------------------------------------|-----------------------------------|------------------------------|
| 1   <b>Bottom Grid</b><br>OC2-36S | 2   <b>Shelf Grid Roller Mat</b><br>OC2-31S-RH | 3   <b>Cutting Board</b><br>OC2-45SP | 4   <b>Drain Cover</b><br>RNDCVR<br>Included | 5   <b>Strainer Basket</b><br>1145 | 6   <b>Wire Basket</b><br>OC2-50C | 7   <b>Inox Cream</b><br>903 |
|-----------------------------------|--|--------------------------------------|--|------------------------------------|-----------------------------------|------------------------------|

OR2X110-WKC \$1,950



SPECIFICATIONS

Interior Dimensions: 29½" x 18⅞" x 9⅞"  
 Exterior Dimensions: 30⅞" x 20⅞"  
 Minimum Cabinet Size: 36"  
 Gauge: 18  
 Weight: 24 lbs.  
 Sound Dampening: Sound Pad & Spray Coat  
 Stainless Finish: Silk  
 Integral Franke Ledge System  
 Corner Radius: 30mm  
 Installation: Undermount



ACCESSORIES

- |   |  |  |  |  |   |  |
|---|--|--|--|--|---|--|
| 1   <b>Bottom Grid</b><br>OC2-36S<br>Included | 2   <b>Shelf Grid Roller Mat</b><br>OC2-31S-RH<br>Included | 3   <b>Cutting Board</b><br>OC2-45SP<br>Included | 4   <b>Drain Cover</b><br>RNDCVR<br>Included | 5   <b>Strainer Basket</b><br>1145<br>Included | 6   <b>Wire Basket</b><br>OC2-50C<br>Included | 7   <b>Inox Cream</b><br>903<br>Optional |
|---|--|--|--|--|---|--|

ACCESSORIES

- |   |  |  |  |
|---|--|--|--|
| 1   <b>Bottom Grid</b><br>27⅞" x 16¾"<br>Stainless<br>OC2-36S<br><b>\$265</b>                         | 2   <b>Shelf Grid Roller Mat</b><br>10½" x 15⅞"<br>Stainless<br>OC2-31S-RH<br><b>\$195</b> | 3   <b>Cutting Board</b><br>17⅞" x 19⅞"<br>Solid Wood with<br>Stainless Colander<br>OC2-45SP<br><b>\$405</b> | 4   <b>Drain Cover</b><br>4½"<br>Stainless<br>RNDCVR<br><b>\$105</b><br>Included |
| 5   <b>Strainer Basket</b><br>Chrome<br>1145<br><b>\$70</b><br>Satin Nickel<br>1145SN<br><b>\$100</b> | 6   <b>Wire Basket</b><br>13⅞" x 18½" x 2⅞"<br>Stainless<br>OC2-50C<br><b>\$195</b>        | 7   <b>Inox Cream</b><br>Stainless<br>Steel Polish<br>903<br><b>\$40</b>                                     |  |

INCLUDED ACCESSORIES

- |   |  |  |  |   |   |
|---|--|--|--|---|---|
| 1   <b>Bottom Grid</b><br>27⅞" x 16¾"<br>Stainless<br>OC2-36S<br><b>\$265</b> | 2   <b>Shelf Grid Roller Mat</b><br>10½" x 15⅞"<br>Stainless<br>OC2-31S-RH<br><b>\$195</b> | 3   <b>Cutting Board</b><br>17⅞" x 19⅞"<br>Solid Wood with<br>Stainless Colander<br>OC2-45SP<br><b>\$405</b> | 4   <b>Drain Cover</b><br>4½"<br>Stainless<br>RNDCVR<br><b>\$105</b> | 5   <b>Strainer Basket</b><br>Chrome<br>1145<br><b>\$70</b> | 6   <b>Wire Basket</b><br>13⅞" x 18½" x 2⅞"<br>Stainless<br>OC2-50C<br><b>\$195</b> |
|---|--|--|--|---|---|

OPTIONAL ACCESSORIES

- |  |
|--|
| 7   <b>Inox Cream</b><br>Stainless<br>Steel Polish<br>903<br><b>\$40</b> |
|--|



Pictured PRX11021 sink with FF3450 faucet and SD-580N soap dispenser

# Prestige

Classic essential style

If convenience is what you seek, this easy-to-clean, nine-inch deep sink covers all the basics. A classic essential style designed with a deep basin, curved corners, and a Silk finish, resulting in a beautiful sink that is hygienic and easy to maintain.





# Prestige



1

## Sound Dampening

Sound pads and a spray coating absorb and reduce noise.



2

## Hygienic Silk Finish

A glistening surface resulting in a beautiful finish that is hygienic and easy to clean.

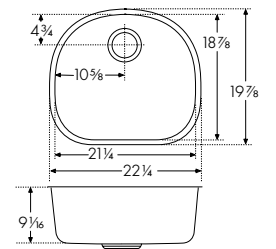


PCX1102109 \$840



### SPECIFICATIONS

Interior Dimensions: 21 $\frac{1}{4}$ " x 18 $\frac{7}{8}$ " x 9 $\frac{1}{16}$ "  
 Exterior Dimensions: 22 $\frac{1}{4}$ " x 19 $\frac{7}{8}$ "  
 Minimum Cabinet Size: 27"  
 Gauge: 18  
 Weight: 20 lbs.  
 Sound Dampening: Sound Pad & Spray Coat  
 Stainless Finish: Silk  
 Corner Radius: 83mm  
 Installation: Undermount



### ACCESSORIES

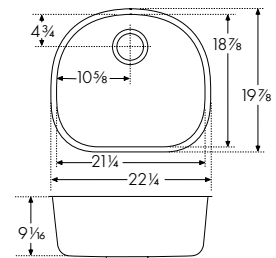
- |                                  |   |   |   |  |  |
|----------------------------------|---|---|---|--|--|
| 1   <b>Bottom Grid</b><br>PR-36S | 3   <b>All-In Accessory System 1</b><br>AIUS100 | 4   <b>All-In Accessory System 2</b><br>AIUS200 | 5   <b>All-In Accessory System 3</b><br>AIUS300 | 6   <b>Strainer Basket</b><br>1145<br>1145SN | 7   <b>Universal Roller Mat</b><br>UV-36RM |
|----------------------------------|---|---|---|--|--|

PRX11021 \$965



### SPECIFICATIONS








Interior Dimensions: 21 $\frac{1}{4}$ " x 18 $\frac{7}{8}$ " x 9 $\frac{1}{16}$ "  
 Exterior Dimensions: 22 $\frac{1}{4}$ " x 19 $\frac{7}{8}$ "  
 Minimum Cabinet Size: 27"  
 Gauge: 18  
 Weight: 20 lbs.  
 Sound Dampening: Sound Pad & Spray Coat  
 Stainless Finish: Silk  
 Integral Franke Ledge System  
 Corner Radius: 83mm  
 Installation: Undermount



### ACCESSORIES

- |                                  |                                 |   |   |   |  |  |
|----------------------------------|---------------------------------|---|---|---|--|--|
| 1   <b>Bottom Grid</b><br>PR-36S | 2   <b>Shelf Grid</b><br>PR-31S | 3   <b>All-In Accessory System 1</b><br>AIUS100 | 4   <b>All-In Accessory System 2</b><br>AIUS200 | 5   <b>All-In Accessory System 3</b><br>AIUS300 | 6   <b>Strainer Basket</b><br>1145<br>1145SN | 7   <b>Universal Roller Mat</b><br>UV-36RM |
|----------------------------------|---------------------------------|---|---|---|--|--|

### ACCESSORIES

- |   |  |  |  |  |
|---|--|--|--|--|
| <br>1   <b>Bottom Grid</b><br>18 $\frac{13}{32}$ " x 16 $\frac{7}{8}$ "<br>Stainless<br>PR-36S<br><b>\$190</b> | <br>2   <b>Shelf Grid</b><br>20 $\frac{3}{16}$ " x 13 $\frac{7}{16}$ "<br>Stainless<br>PR-31S<br><b>\$190</b> | <br>3   <b>All-In Accessory System 1</b><br>AIUS100<br><b>\$250</b> | <br>4   <b>All-In Accessory System 2</b><br>AIUS200<br><b>\$300</b> | <br>5   <b>All-In Accessory System 3</b><br>AIUS300<br><b>\$350</b> |
| <br>6   <b>Strainer Basket</b><br>Chrome<br>1145<br><b>\$70</b><br><br>Satin Nickel<br>1145SN<br><b>\$100</b>  | <br>7   <b>Universal Roller Mat</b><br>18 $\frac{7}{16}$ " x 20"<br>Stainless<br>UV-36RM<br><b>\$200</b>      |  |  |  |

Note: All accessories sold separately unless otherwise indicated. Design of custom accessories subject to change without notice. It is absolutely critical that you have the sink and any custom sink accessories on site prior to any cut or modification to the countertop. Franke will not be responsible for any errors in countertop preparation and sink installation.




Pictured RGX160 sink with FF3180 faucet and AIUS200 accessories

# Regatta

Double the function

The innovative design of the Regatta offers large bowls while remaining space conscious. A final Silk finish after production creates a sleek glistening surface, resulting in a beautiful finish that is hygienic and easy to clean.





# Regatta



1

## Rear Drain

Maximizes the usable bottom surface of the bowl while also creating extra cabinet space beneath the sink.



2

## Multiple Bowl

A multiple bowl sink provides convenience so you can stack dishes in one sink while prepping in the other.

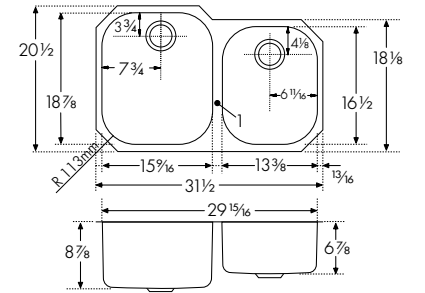


RGX160

\$1,200

### SPECIFICATIONS








Interior Dimensions: 29<sup>15</sup>/<sub>16</sub>" x 18<sup>7</sup>/<sub>8</sub>" x 8<sup>7</sup>/<sub>8</sub>" & 6<sup>7</sup>/<sub>8</sub>"  
 Exterior Dimensions: 31<sup>1</sup>/<sub>2</sub>" x 20<sup>1</sup>/<sub>2</sub>"  
 Minimum Cabinet Size: 36"  
 Gauge: 18  
 Weight: 24 lbs.  
 Sound Dampening: Sound Pad & Spray Coat  
 Stainless Finish: Silk  
 Corner Radius: 113mm  
 Installation: Undermount



### ACCESSORIES

1   <b>Bottom Grid</b> RG-36S	2   <b>Bottom Grid</b> RG-36S-RH	3   <b>Small Drain Basket</b> CP-50C	4   <b>All-In Accessory System 1</b> AIUS100	5   <b>All-In Accessory System 2</b> AIUS200	6   <b>All-In Accessory System 3</b> AIUS300	7   <b>Strainer Basket</b> 1145 1145SN
----------------------------------	-------------------------------------	---	---	---	---	--

### ACCESSORIES

 1   <b>Bottom Grid</b> 13" x 16 <sup>1</sup> / <sub>2</sub> " Stainless RG-36S <b>\$190</b>	 2   <b>Bottom Grid</b> 11 <sup>1</sup> / <sub>2</sub> " x 14 <sup>1</sup> / <sub>4</sub> " Stainless RG-36S-RH <b>\$190</b>	 3   <b>Small Drain Basket</b> 15 <sup>3</sup> / <sub>8</sub> " x 12 <sup>1</sup> / <sub>2</sub> " Coated Stainless CP-50C <b>\$320</b>	 4   <b>All-In Accessory System 1</b> AIUS100 <b>\$250</b>	 5   <b>All-In Accessory System 2</b> AIUS200 <b>\$300</b>
 6   <b>All-In Accessory System 3</b> AIUS300 <b>\$350</b>	 7   <b>Strainer Basket</b> Chrome 1145 <b>\$70</b>  Satin Nickel 1145SN <b>\$100</b>			



# Cube

Highly practical kitchen solution

With something to suit every home, the Cube is available in a wide range of sizes and bowl configurations. The Cube sink collection paired with the All-In accessory kits are an ideal marriage of design and functionality and they address a high-level segment of kitchen lovers with a minimalist approach.



Pictured CUX1 1030 sink with FFT3350 faucet



# Cube

1

## Optimal Radius Design

The 12mm radius of the sink is simple and contemporary and is easy to clean.

2

## Deep Capacity Bowl

A sizeable deep bowl makes it easy to clean cookware items and minimizes splashing, offering the form and function you expect from your sink.

3

## Efficient Drain

The pitched bottom creates efficient draining and the rear drain placement provides additional storage below the sink.



4

## Pearl Finish

A durable, resilient finish that will stand up to heavy everyday use.



**Inox Cream 903**  
Inox Cream is a specially formulated product ideal for cleaning stainless steel sinks from FRANKE.





## Everything plus a sink

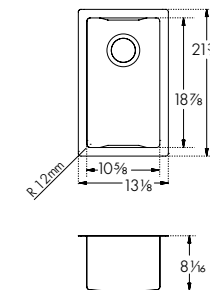
Today the most important kitchen accessories become part of the sink and accessible all the time. The Culinary Center prep sink and accessories can be used with any Cube sink to create a unique kitchen solution for people who demand efficiency and optimum use of space.



**CUX11010-W** \$2,260

### SPECIFICATIONS

Interior Dimensions: 10<sup>5</sup>/<sub>8</sub>" x 18<sup>7</sup>/<sub>8</sub>" x 8<sup>1</sup>/<sub>2</sub>"  
 Exterior Dimensions: 13<sup>1</sup>/<sub>8</sub>" x 21<sup>3</sup>/<sub>8</sub>"  
 Minimum Cabinet Size: 18"  
 Gauge: 19  
 Weight: 19 lbs.  
 Sound Dampening: Sound Pad  
 Stainless Finish: Diamond  
 Corner Radius: 12mm  
 Installation: Undermount with 1/2" Reveal



### INCLUDES



**Cube Prep Sink**  
 13<sup>1</sup>/<sub>8</sub>" x 21<sup>3</sup>/<sub>8</sub>"  
 Stainless  
 CUX11010-W



**Cutting Board**  
 7<sup>3</sup>/<sub>8</sub>" x 16<sup>1</sup>/<sub>8</sub>"  
 Walnut  
 CU-40S



**Cutting Board**  
 7<sup>3</sup>/<sub>8</sub>" x 16<sup>1</sup>/<sub>8</sub>"  
 Black Plastic  
 CU-40P



**Cutting Mat**  
 11<sup>1</sup>/<sub>4</sub>" x 17<sup>3</sup>/<sub>4</sub>"  
 Silicone  
 SP-40S



**Glass Cover/  
 Cutting Board**  
 11<sup>1</sup>/<sub>2</sub>" x 19<sup>3</sup>/<sub>4</sub>"  
 Black Glass  
 CU-GC



**Knife Holder+  
 Cutting Board**  
 7<sup>3</sup>/<sub>8</sub>" x 16<sup>1</sup>/<sub>8</sub>"  
 Walnut  
 CU-40K



**Knife Set**  
 Set of 3  
 Black  
 CU-KS



**Colander**  
 6<sup>3</sup>/<sub>8</sub>" x 16<sup>7</sup>/<sub>8</sub>" x 2<sup>1</sup>/<sub>8</sub>"  
 Stainless  
 CUW-70S



**Wire Rack**  
 11" x 18<sup>3</sup>/<sub>4</sub>"  
 Stainless  
 CU-WR



**Frame Cover**  
 10<sup>1</sup>/<sub>2</sub>" x 18<sup>1</sup>/<sub>8</sub>"  
 Stainless Finish  
 CU-FC



# Cube All-In Workcenter



Pictured CUX1 1030-WKC sink with FF3325BSS faucet and AIUS300 accessories

## Create the perfect workflow

Cube ALL-IN workcenter supports your entire food preparation creating your own modular, innovative and design oriented workstation.



### Telescopic Bridge

Featuring extendable stainless steel rails with durable handles that will adjust to fit the bowl.



### Large Bamboo Chopping Board

With feet built into its underside, the bamboo board can be positioned on the counter top or securely fitted into the bridge.



### Large Colander

Made from Sanitized® material, the large colander is perfect for draining pasta or collecting peelings when preparing fruit or vegetables, or as a drainer for cutlery and utensils.



### Small Colander

Made from Sanitized® material, the small colander is perfect for small fruits or vegetables.




### Small Bowl

The Sanitized® small bowl can be used for collecting prepared ingredients and storing them in the fridge.



### Bamboo Bowl Lid

Placed securely on top of the small bowl, the bamboo lid can help to keep food fresh.



### Foldable Silicone Mat

The inclined surface makes this the perfect drying mat, channeling water into the sink. The heat-resistant mat can be used as a trivet for hot cookware.



### Storage Container

The soft touch storage container easily holds all the accessories and allows you to store everything neatly.



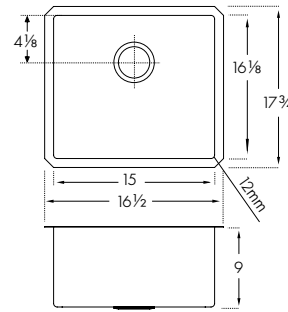
# CUX11015

\$765



**SPECIFICATIONS**

Interior Dimensions: 15" x 16<sup>1</sup>/<sub>8</sub>" x 9"  
 Exterior Dimensions: 16<sup>1</sup>/<sub>2</sub>" x 17<sup>3</sup>/<sub>4</sub>"  
 Minimum Cabinet Size: 21"  
 Gauge: 18  
 Weight: 13 lbs.  
 Sound Dampening: Sound Pad & Spray Coat  
 Stainless Finish: Pearl  
 Corner Radius: 12mm  
 Installation: Undermount



**ACCESSORIES**

- |                                    |   |   |   |  |                               |
|------------------------------------|---|---|---|--|-------------------------------|
| 1   <b>Bottom Grid</b><br>CU15-36S | 6   <b>All-In Accessory System 1</b><br>AIUS100 | 7   <b>All-In Accessory System 2</b><br>AIUS200 | 8   <b>All-In Accessory System 3</b><br>AIUS300 | 9   <b>Strainer Basket</b><br>1145<br>1145SN | 10   <b>Inox Cream</b><br>903 |
|------------------------------------|---|---|---|--|-------------------------------|

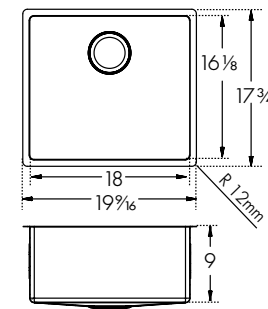
# CUX11019

\$810



**SPECIFICATIONS**

Interior Dimensions: 18" x 16<sup>1</sup>/<sub>8</sub>" x 9"  
 Exterior Dimensions: 19<sup>9</sup>/<sub>16</sub>" x 17<sup>3</sup>/<sub>4</sub>"  
 Minimum Cabinet Size: 24"  
 Gauge: 18  
 Weight: 23 lbs.  
 Sound Dampening: Sound Pad & Spray Coat  
 Stainless Finish: Pearl  
 Corner Radius: 12mm  
 Installation: Undermount



**ACCESSORIES**

- |                                    |   |   |   |  |                               |
|------------------------------------|---|---|---|--|-------------------------------|
| 2   <b>Bottom Grid</b><br>CU19-36S | 6   <b>All-In Accessory System 1</b><br>AIUS100 | 7   <b>All-In Accessory System 2</b><br>AIUS200 | 8   <b>All-In Accessory System 3</b><br>AIUS300 | 9   <b>Strainer Basket</b><br>1145<br>1145SN | 10   <b>Inox Cream</b><br>903 |
|------------------------------------|---|---|---|--|-------------------------------|

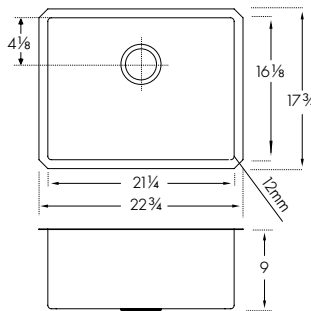
# CUX11021

\$895



**SPECIFICATIONS**

Interior Dimensions: 21<sup>1</sup>/<sub>4</sub>" x 16<sup>1</sup>/<sub>8</sub>" x 9"  
 Exterior Dimensions: 22<sup>3</sup>/<sub>4</sub>" x 17<sup>3</sup>/<sub>4</sub>"  
 Minimum Cabinet Size: 27"  
 Gauge: 18  
 Weight: 16 lbs.  
 Sound Dampening: Sound Pad & Spray Coat  
 Stainless Finish: Pearl  
 Corner Radius: 12mm  
 Installation: Undermount



**ACCESSORIES**

- |                                    |   |   |   |  |                               |
|------------------------------------|---|---|---|--|-------------------------------|
| 3   <b>Bottom Grid</b><br>CU21-36S | 6   <b>All-In Accessory System 1</b><br>AIUS100 | 7   <b>All-In Accessory System 2</b><br>AIUS200 | 8   <b>All-In Accessory System 3</b><br>AIUS300 | 9   <b>Strainer Basket</b><br>1145<br>1145SN | 10   <b>Inox Cream</b><br>903 |
|------------------------------------|---|---|---|--|-------------------------------|

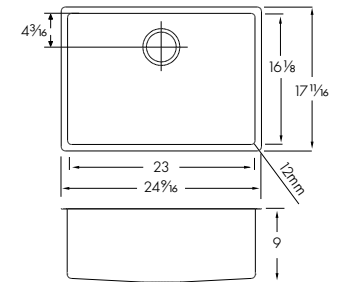
# CUX11023

\$930



**SPECIFICATIONS**

Interior Dimensions: 23" x 16<sup>1</sup>/<sub>8</sub>" x 9"  
 Exterior Dimensions: 24<sup>9</sup>/<sub>16</sub>" x 17<sup>1</sup>/<sub>16</sub>"  
 Minimum Cabinet Size: 30"  
 Gauge: 18  
 Weight: 17 lbs.  
 Sound Dampening: Sound Pad & Spray Coat  
 Stainless Finish: Pearl  
 Corner Radius: 12mm  
 Installation: Undermount



**ACCESSORIES**

- |                                    |   |   |   |  |                               |
|------------------------------------|---|---|---|--|-------------------------------|
| 4   <b>Bottom Grid</b><br>CU23-36S | 6   <b>All-In Accessory System 1</b><br>AIUS100 | 7   <b>All-In Accessory System 2</b><br>AIUS200 | 8   <b>All-In Accessory System 3</b><br>AIUS300 | 9   <b>Strainer Basket</b><br>1145<br>1145SN | 10   <b>Inox Cream</b><br>903 |
|------------------------------------|---|---|---|--|-------------------------------|

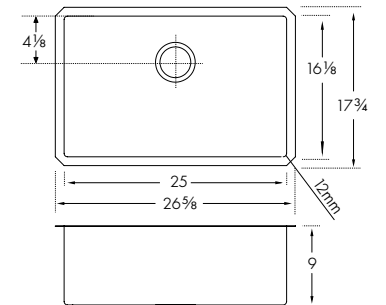
# CUX11025

\$965



**SPECIFICATIONS**

Interior Dimensions: 25" x 16<sup>1</sup>/<sub>8</sub>" x 9"  
 Exterior Dimensions: 26<sup>5</sup>/<sub>16</sub>" x 17<sup>3</sup>/<sub>4</sub>"  
 Minimum Cabinet Size: 30"  
 Gauge: 18  
 Weight: 18 lbs.  
 Sound Dampening: Sound Pad & Spray Coat  
 Stainless Finish: Pearl  
 Corner Radius: 12mm  
 Installation: Undermount



**ACCESSORIES**

- |                                    |   |   |   |  |                               |
|------------------------------------|---|---|---|--|-------------------------------|
| 5   <b>Bottom Grid</b><br>CU25-36S | 6   <b>All-In Accessory System 1</b><br>AIUS100 | 7   <b>All-In Accessory System 2</b><br>AIUS200 | 8   <b>All-In Accessory System 3</b><br>AIUS300 | 9   <b>Strainer Basket</b><br>1145<br>1145SN | 10   <b>Inox Cream</b><br>903 |
|------------------------------------|---|---|---|--|-------------------------------|

**ACCESSORIES**

- |  |  |   |  |   |
|--|--|---|--|---|
|  |  |   |  |   |
| 1   <b>Bottom Grid</b><br>13 <sup>3</sup> / <sub>4</sub> " x 15 <sup>3</sup> / <sub>8</sub> "<br>Stainless<br>CU15-36S<br><b>\$155</b> | 2   <b>Bottom Grid</b><br>17 <sup>1</sup> / <sub>2</sub> " x 15 <sup>1</sup> / <sub>2</sub> "<br>Stainless<br>CU19-36S<br><b>\$160</b> | 3   <b>Bottom Grid</b><br>20 <sup>3</sup> / <sub>16</sub> " x 15 <sup>3</sup> / <sub>8</sub> "<br>Stainless<br>CU21-36S<br><b>\$170</b> | 4   <b>Bottom Grid</b><br>22 <sup>1</sup> / <sub>2</sub> " x 15 <sup>3</sup> / <sub>8</sub> "<br>Stainless<br>CU23-36S<br><b>\$170</b> | 5   <b>Bottom Grid</b><br>24 <sup>7</sup> / <sub>32</sub> " x 15 <sup>3</sup> / <sub>8</sub> "<br>Stainless<br>CU25-36S<br><b>\$190</b> |
|  |  |   |  |   |
| 6   <b>All-In Accessory System 1</b><br>AIUS100<br><b>\$250</b>  | 7   <b>All-In Accessory System 2</b><br>AIUS200<br><b>\$300</b>  | 8   <b>All-In Accessory System 3</b><br>AIUS300<br><b>\$350</b>   | 9   <b>Strainer Basket</b><br>Chrome<br>1145<br><b>\$70</b><br><br>Satin Nickel<br>1145SN<br><b>\$100</b>                              | 10   <b>Inox Cream</b><br>Stainless<br>Steel Polish<br>903<br><b>\$40</b>   |



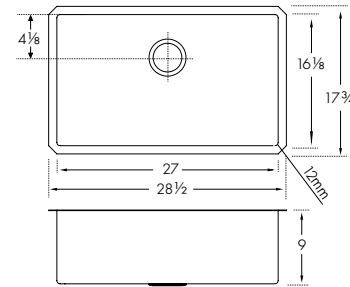
CUX11027

\$1,030



SPECIFICATIONS

Interior Dimensions: 27" x 16<sup>1</sup>/<sub>8</sub>" x 9"  
 Exterior Dimensions: 28<sup>1</sup>/<sub>2</sub>" x 17<sup>3</sup>/<sub>4</sub>"  
 Minimum Cabinet Size: 33"  
 Gauge: 18  
 Weight: 19 lbs.  
 Sound Dampening: Sound Pad & Spray Coat  
 Stainless Finish: Pearl  
 Corner Radius: 12mm  
 Installation: Undermount



ACCESSORIES

- |                                    |   |   |   |  |                              |
|------------------------------------|---|---|---|--|------------------------------|
| 1   <b>Bottom Grid</b><br>CU27-36S | 3   <b>All-In Accessory System 1</b><br>AIUS100 | 4   <b>All-In Accessory System 2</b><br>AIUS200 | 5   <b>All-In Accessory System 3</b><br>AIUS300 | 6   <b>Strainer Basket</b><br>1145<br>1145SN | 7   <b>Inox Cream</b><br>903 |
|------------------------------------|---|---|---|--|------------------------------|

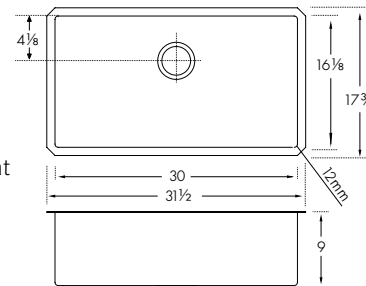
CUX11030

\$1,150



SPECIFICATIONS

Interior Dimensions: 30" x 16<sup>1</sup>/<sub>8</sub>" x 9"  
 Exterior Dimensions: 31<sup>1</sup>/<sub>2</sub>" x 17<sup>3</sup>/<sub>4</sub>"  
 Minimum Cabinet Size: 36"  
 Gauge: 18  
 Weight: 21 lbs.  
 Sound Dampening: Sound Pad & Spray Coat  
 Stainless Finish: Pearl  
 Corner Radius: 12mm  
 Installation: Undermount



ACCESSORIES

- |                                    |   |   |   |  |                              |
|------------------------------------|---|---|---|--|------------------------------|
| 2   <b>Bottom Grid</b><br>CU30-36S | 3   <b>All-In Accessory System 1</b><br>AIUS100 | 4   <b>All-In Accessory System 2</b><br>AIUS200 | 5   <b>All-In Accessory System 3</b><br>AIUS300 | 6   <b>Strainer Basket</b><br>1145<br>1145SN | 7   <b>Inox Cream</b><br>903 |
|------------------------------------|---|---|---|--|------------------------------|

ACCESSORIES

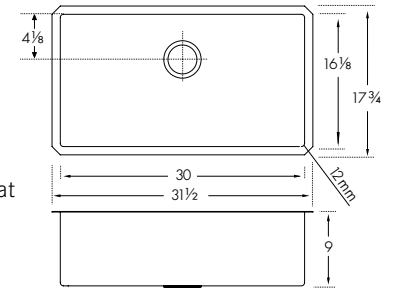
- |   |   |  |  |  |
|---|---|--|--|--|
| 1   <b>Bottom Grid</b><br>26 <sup>3</sup> / <sub>4</sub> " x 15 <sup>3</sup> / <sub>8</sub> "<br>Stainless<br>CU27-36S<br>\$190 | 2   <b>Bottom Grid</b><br>29 <sup>1</sup> / <sub>4</sub> " x 15 <sup>3</sup> / <sub>8</sub> "<br>Stainless<br>CU30-36S<br>\$200 | 3   <b>All-In Accessory System 1</b><br>AIUS100<br>\$250 | 4   <b>All-In Accessory System 2</b><br>AIUS200<br>\$300 | 5   <b>All-In Accessory System 3</b><br>AIUS300<br>\$350 |
| 6   <b>Strainer Basket</b><br>Chrome<br>1145<br>\$70<br>Satin Nickel<br>1145SN<br>\$100   | 7   <b>Inox Cream</b><br>Stainless<br>Steel Polish<br>903<br>\$40   |  |  |  |

CUX11030-WKC \$1,700



SPECIFICATIONS

Interior Dimensions: 30" x 16<sup>1</sup>/<sub>8</sub>" x 9"  
 Exterior Dimensions: 31<sup>1</sup>/<sub>2</sub>" x 17<sup>3</sup>/<sub>4</sub>"  
 Minimum Cabinet Size: 36"  
 Gauge: 18  
 Weight: 21 lbs.  
 Sound Dampening: Sound Pad & Spray Coat  
 Stainless Finish: Pearl  
 Corner Radius: 12mm  
 Installation: Undermount



ACCESSORIES

- |  |   |  |
|--|---|--|
| 1   <b>Bottom Grid</b><br>CU30-36S<br>Included | 2   <b>All-In Accessory System 3</b><br>AIUS300<br>Included | 3   <b>Strainer Basket</b><br>1145SN<br>Included |
|--|---|--|

INCLUDED ACCESSORIES

- |   |  |
|---|--|
| 1   <b>Bottom Grid</b><br>29 <sup>1</sup> / <sub>4</sub> " x 15 <sup>3</sup> / <sub>8</sub> "<br>Stainless<br>CU30-36S<br>\$200 | 3   <b>Strainer Basket</b><br>Chrome<br>1145<br>\$70 |
|---|--|

AIUS300 ACCESSORY SYSTEM 3 INCLUDES:

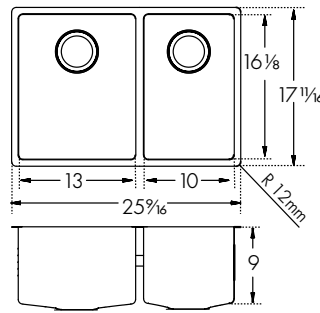
- |  |  |   |  |  |
|--|--|---|--|--|
| 2   <b>Telescopic Bridge</b><br>7" x expands to 24"<br>Stainless | 2   <b>Large Bamboo Chopping Board</b><br>8" x 13"<br>Bamboo | 2   <b>Large Colander</b><br>7" x 12" x 3 <sup>3</sup> / <sub>4</sub> "<br>Sanitized® Polymer | 2   <b>Small Colander</b><br>7" x 7" x 3 <sup>3</sup> / <sub>4</sub> "<br>Sanitized® Polymer | 2   <b>Small Bowl</b><br>7" x 7" x 3 <sup>3</sup> / <sub>4</sub> "<br>Sanitized® Polymer |
| 2   <b>Bamboo Bowl Lid</b><br>7" x 7"<br>Bamboo                  | 2   <b>Silicone Mat</b><br>14" x 16"                         | 2   <b>Storage Container</b><br>11" x 21"<br>Polymer  |  |  |

**CUX16024** \$1,030



**SPECIFICATIONS**

Interior Dimensions: 23<sup>7</sup>/<sub>8</sub>" x 16<sup>1</sup>/<sub>8</sub>" x 9"  
 Exterior Dimensions: 25<sup>9</sup>/<sub>16</sub>" x 17<sup>1</sup>/<sub>16</sub>"  
 Minimum Cabinet Size: 30"  
 Gauge: 18  
 Weight: 22.6 lbs.  
 Sound Dampening: Sound Pad & Spray Coat  
 Stainless Finish: Pearl  
 Corner Radius: 12mm  
 Installation: Undermount



**ACCESSORIES**

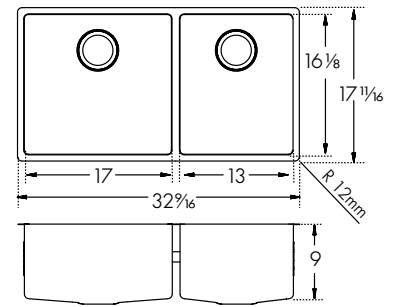
- |                                    |                                    |   |   |   |   |                               |
|------------------------------------|------------------------------------|---|---|---|---|-------------------------------|
| 1   <b>Bottom Grid</b><br>CU10-36S | 2   <b>Bottom Grid</b><br>CU13-36S | 7   <b>All-In Accessory System 1</b><br>AIUS100 | 8   <b>All-In Accessory System 2</b><br>AIUS200 | 9   <b>All-In Accessory System 3</b><br>AIUS300 | 10   <b>Strainer Basket</b><br>1145<br>1145SN | 11   <b>Inox Cream</b><br>903 |
|------------------------------------|------------------------------------|---|---|---|---|-------------------------------|

**CUX16032** \$1,325



**SPECIFICATIONS**

Interior Dimensions: 30<sup>7</sup>/<sub>8</sub>" x 16<sup>1</sup>/<sub>8</sub>" x 9"  
 Exterior Dimensions: 32<sup>9</sup>/<sub>16</sub>" x 17<sup>1</sup>/<sub>16</sub>"  
 Minimum Cabinet Size: 36"  
 Gauge: 18  
 Weight: 26.8 lbs.  
 Sound Dampening: Sound Pad & Spray Coat  
 Stainless Finish: Pearl  
 Corner Radius: 12mm  
 Installation: Undermount



**ACCESSORIES**

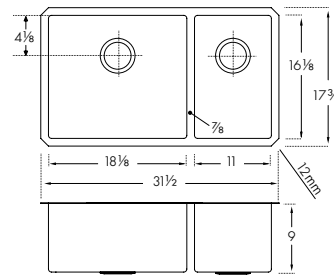
- |                                    |                                    |   |   |   |   |                               |
|------------------------------------|------------------------------------|---|---|---|---|-------------------------------|
| 2   <b>Bottom Grid</b><br>CU13-36S | 6   <b>Bottom Grid</b><br>CU17-36S | 7   <b>All-In Accessory System 1</b><br>AIUS100 | 8   <b>All-In Accessory System 2</b><br>AIUS200 | 9   <b>All-In Accessory System 3</b><br>AIUS300 | 10   <b>Strainer Basket</b><br>1145<br>1145SN | 11   <b>Inox Cream</b><br>903 |
|------------------------------------|------------------------------------|---|---|---|---|-------------------------------|

**CUX160** \$1,275



**SPECIFICATIONS**

Interior Dimensions: 30" x 16<sup>1</sup>/<sub>8</sub>" x 9"  
 Exterior Dimensions: 31<sup>1</sup>/<sub>2</sub>" x 17<sup>3</sup>/<sub>4</sub>"  
 Minimum Cabinet Size: 36"  
 Gauge: 18  
 Weight: 24 lbs.  
 Sound Dampening: Sound Pad & Spray Coat  
 Stainless Finish: Pearl  
 Corner Radius: 12mm  
 Installation: Undermount



**ACCESSORIES**

- |                                    |                                    |   |   |   |   |                               |
|------------------------------------|------------------------------------|---|---|---|---|-------------------------------|
| 3   <b>Bottom Grid</b><br>CU11-36S | 4   <b>Bottom Grid</b><br>CU18-36S | 7   <b>All-In Accessory System 1</b><br>AIUS100 | 8   <b>All-In Accessory System 2</b><br>AIUS200 | 9   <b>All-In Accessory System 3</b><br>AIUS300 | 10   <b>Strainer Basket</b><br>1145<br>1145SN | 11   <b>Inox Cream</b><br>903 |
|------------------------------------|------------------------------------|---|---|---|---|-------------------------------|

**ACCESSORIES**

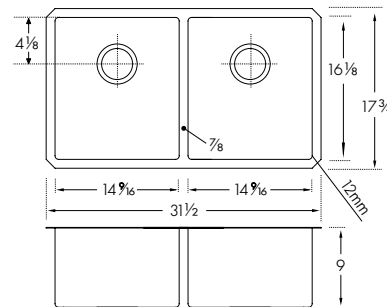
- |   |   |   |   |   |   |
|---|---|---|---|---|---|
| 1   <b>Bottom Grid</b><br>23 <sup>1</sup> / <sub>2</sub> " x 15 <sup>1</sup> / <sub>2</sub> "<br>Stainless<br>CU10-36S<br>\$130 | 2   <b>Bottom Grid</b><br>11 <sup>1</sup> / <sub>4</sub> " x 15 <sup>1</sup> / <sub>2</sub> "<br>Stainless<br>CU13-36S<br>\$145 | 3   <b>Bottom Grid</b><br>10 <sup>1</sup> / <sub>4</sub> " x 15 <sup>3</sup> / <sub>8</sub> "<br>Stainless<br>CU11-36S<br>\$145 | 4   <b>Bottom Grid</b><br>17 <sup>1</sup> / <sub>8</sub> " x 15 <sup>3</sup> / <sub>8</sub> "<br>Stainless<br>CU18-36S<br>\$170 | 5   <b>Bottom Grid</b><br>13 <sup>3</sup> / <sub>4</sub> " x 15 <sup>3</sup> / <sub>8</sub> "<br>Stainless<br>CU15-36S<br>\$155 | 6   <b>Bottom Grid</b><br>16 <sup>1</sup> / <sub>2</sub> " x 15 <sup>1</sup> / <sub>2</sub> "<br>Stainless<br>CU17-36S<br>\$155 |
| 7   <b>All-In Accessory System 1</b><br>AIUS100<br>\$250  | 8   <b>All-In Accessory System 2</b><br>AIUS200<br>\$300  | 9   <b>All-In Accessory System 3</b><br>AIUS300<br>\$350  | 10   <b>Strainer Basket</b><br>Chrome<br>1145<br>\$70<br>Satin Nickel<br>1145SN<br>\$100  | 11   <b>Inox Cream</b><br>Stainless<br>Steel Polish<br>903<br>\$40  |   |

**CUX120** \$1,275



**SPECIFICATIONS**

Interior Dimensions: 30" x 16<sup>1</sup>/<sub>8</sub>" x 9"  
 Exterior Dimensions: 31<sup>1</sup>/<sub>2</sub>" x 17<sup>3</sup>/<sub>4</sub>"  
 Minimum Cabinet Size: 36"  
 Gauge: 18  
 Weight: 24 lbs.  
 Sound Dampening: Sound Pad & Spray Coat  
 Stainless Finish: Pearl  
 Corner Radius: 12mm  
 Installation: Undermount



**ACCESSORIES**

- |                                    |   |   |   |   |                               |
|------------------------------------|---|---|---|---|-------------------------------|
| 5   <b>Bottom Grid</b><br>CU15-36S | 7   <b>All-In Accessory System 1</b><br>AIUS100 | 8   <b>All-In Accessory System 2</b><br>AIUS200 | 9   <b>All-In Accessory System 3</b><br>AIUS300 | 10   <b>Strainer Basket</b><br>1145<br>1145SN | 11   <b>Inox Cream</b><br>903 |
|------------------------------------|---|---|---|---|-------------------------------|

Note: All accessories sold separately unless otherwise indicated. Design of custom accessories subject to change without notice. It is absolutely critical that you have the sink and any custom sink accessories on site prior to any cut or modification to the countertop. Franke will not be responsible for any errors in countertop preparation and sink installation.

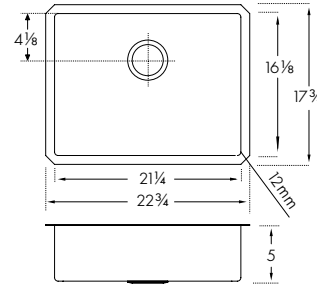


## CUX11021-ADA \$895



### SPECIFICATIONS

Interior Dimensions: 21¼" x 16⅞" x 5"  
 Exterior Dimensions: 22¾" x 17¾"  
 Minimum Cabinet Size: 27"  
 Gauge: 18  
 Weight: 16 lbs.  
 Sound Dampening: Sound Pad  
 Stainless Finish: Pearl  
 Corner Radius: 12mm  
 Installation: Undermount  
 ADA Compliant



### ACCESSORIES

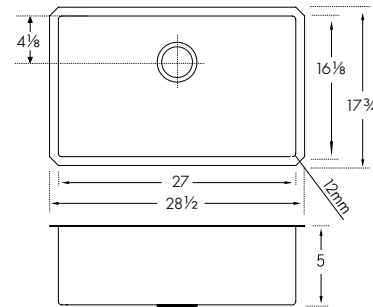
- |                                  |   |   |   |  |                            |
|----------------------------------|---|---|---|--|----------------------------|
| <b>1</b> Bottom Grid<br>CU21-36S | <b>3</b> All-In Accessory System 1<br>AIUS100 | <b>4</b> All-In Accessory System 2<br>AIUS200 | <b>5</b> All-In Accessory System 3<br>AIUS300 | <b>6</b> Strainer Basket<br>1145<br>1145SN | <b>7</b> Inox Cream<br>903 |
|----------------------------------|---|---|---|--|----------------------------|

## CUX11027-ADA \$1,030



### SPECIFICATIONS

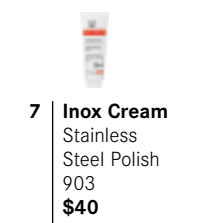
Interior Dimensions: 27" x 16⅞" x 5"  
 Exterior Dimensions: 28½" x 17¾"  
 Minimum Cabinet Size: 33"  
 Gauge: 18  
 Weight: 19 lbs.  
 Sound Dampening: Sound Pad  
 Stainless Finish: Pearl  
 Corner Radius: 12mm  
 Installation: Undermount  
 ADA Compliant



### ACCESSORIES

- |                                  |   |   |   |  |                            |
|----------------------------------|---|---|---|--|----------------------------|
| <b>2</b> Bottom Grid<br>CU27-36S | <b>3</b> All-In Accessory System 1<br>AIUS100 | <b>4</b> All-In Accessory System 2<br>AIUS200 | <b>5</b> All-In Accessory System 3<br>AIUS300 | <b>6</b> Strainer Basket<br>1145<br>1145SN | <b>7</b> Inox Cream<br>903 |
|----------------------------------|---|---|---|--|----------------------------|

### ACCESSORIES



## PERFECT TOGETHER

### Cube Faucets

For the complete CUBE Faucet Collection see page 248.



FFPD3350



FF3352



FFT3350



FFP3350

ADA Compliant: Product is compliant with the American Disabilities Act when properly installed.

Note: All accessories sold separately unless otherwise indicated. Design of custom accessories subject to change without notice. It is absolutely critical that you have the sink and any custom sink accessories on site prior to any cut or modification to the countertop. Franke will not be responsible for any errors in countertop preparation and sink installation.

Note: All accessories sold separately unless otherwise indicated. Design of custom accessories subject to change without notice. It is absolutely critical that you have the sink and any custom sink accessories on site prior to any cut or modification to the countertop. Franke will not be responsible for any errors in countertop preparation and sink installation.



Pictured GDX1 1023 sink with FF4700 faucet and AIUS100 accessories

# Grande

Generously proportioned

While providing the functionality of a large surface and the convenience of wide corners, the Grande series will meet your everyday kitchen needs. These design elements provide a unique collaboration of utility and ease of cleaning.






# Grande



**Inox Cream 903**  
Inox Cream is a specially formulated product ideal for cleaning stainless steel sinks from FRANKE.



1

## Commercial Grade Stainless Steel

18 gauge stainless steel, naturally hygienic and easy to clean.



2

## Sound Dampening System

Sound dampening pads and spray coat reduce excess noise from running water and disposal vibration.



3

## Deep Bowls

Maximizing sink capacity with deep bowls to give the sink space needed to complete tasks with ease.



4

## Rear Drain

Maximizes the usable bottom surface of the bowl while also creating extra cabinet space beneath the sink.

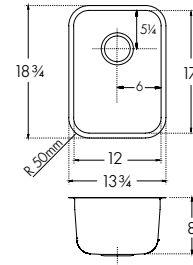
GDX11012

\$675



SPECIFICATIONS

Interior Dimensions: 12" x 17" x 8"  
 Exterior Dimensions: 13<sup>3</sup>/<sub>4</sub>" x 18<sup>3</sup>/<sub>4</sub>"  
 Minimum Cabinet Size: 18"  
 Gauge: 18  
 Weight: 12 lbs.  
 Sound Dampening: Sound Pad & Spray Coat  
 Stainless Finish: Silk  
 Corner Radius: 50mm  
 Installation: Undermount



ACCESSORIES

- |                                    |   |   |   |  |                               |
|------------------------------------|---|---|---|--|-------------------------------|
| 1   <b>Bottom Grid</b><br>GD12-36S | 6   <b>All-In Accessory System 1</b><br>AIUS100 | 7   <b>All-In Accessory System 2</b><br>AIUS200 | 8   <b>All-In Accessory System 3</b><br>AIUS300 | 9   <b>Strainer Basket</b><br>1145<br>1145SN | 10   <b>Inox Cream</b><br>903 |
|------------------------------------|---|---|---|--|-------------------------------|

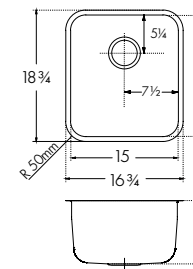
GDX11015

\$725



SPECIFICATIONS

Interior Dimensions: 15" x 17" x 9"  
 Exterior Dimensions: 16<sup>3</sup>/<sub>4</sub>" x 18<sup>3</sup>/<sub>4</sub>"  
 Minimum Cabinet Size: 21"  
 Gauge: 18  
 Weight: 15 lbs.  
 Sound Dampening: Sound Pad & Spray Coat  
 Stainless Finish: Silk  
 Corner Radius: 50mm  
 Installation: Undermount



ACCESSORIES

- |                                    |   |   |   |  |                               |
|------------------------------------|---|---|---|--|-------------------------------|
| 2   <b>Bottom Grid</b><br>GD15-36S | 6   <b>All-In Accessory System 1</b><br>AIUS100 | 7   <b>All-In Accessory System 2</b><br>AIUS200 | 8   <b>All-In Accessory System 3</b><br>AIUS300 | 9   <b>Strainer Basket</b><br>1145<br>1145SN | 10   <b>Inox Cream</b><br>903 |
|------------------------------------|---|---|---|--|-------------------------------|

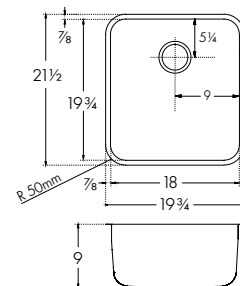
GDX11018

\$840



SPECIFICATIONS

Interior Dimensions: 18" x 19<sup>3</sup>/<sub>4</sub>" x 9"  
 Exterior Dimensions: 19<sup>3</sup>/<sub>4</sub>" x 21<sup>1</sup>/<sub>2</sub>"  
 Minimum Cabinet Size: 24"  
 Gauge: 18  
 Weight: 17 lbs.  
 Sound Dampening: Sound Pad & Spray Coat  
 Stainless Finish: Silk  
 Corner Radius: 50mm  
 Installation: Undermount



ACCESSORIES

- |                                    |   |   |   |  |                               |
|------------------------------------|---|---|---|--|-------------------------------|
| 3   <b>Bottom Grid</b><br>GD18-36S | 6   <b>All-In Accessory System 1</b><br>AIUS100 | 7   <b>All-In Accessory System 2</b><br>AIUS200 | 8   <b>All-In Accessory System 3</b><br>AIUS300 | 9   <b>Strainer Basket</b><br>1145<br>1145SN | 10   <b>Inox Cream</b><br>903 |
|------------------------------------|---|---|---|--|-------------------------------|

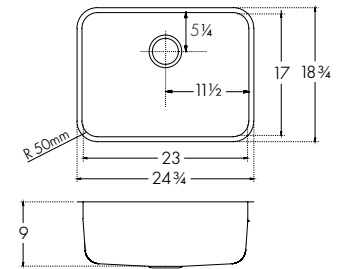
GDX11023

\$930



SPECIFICATIONS

Interior Dimensions: 23" x 17" x 9"  
 Exterior Dimensions: 24<sup>3</sup>/<sub>4</sub>" x 18<sup>3</sup>/<sub>4</sub>"  
 Minimum Cabinet Size: 30"  
 Gauge: 18  
 Weight: 21 lbs.  
 Sound Dampening: Sound Pad & Spray Coat  
 Stainless Finish: Silk  
 Corner Radius: 50mm  
 Installation: Undermount



ACCESSORIES

- |                                    |   |   |   |  |                               |
|------------------------------------|---|---|---|--|-------------------------------|
| 4   <b>Bottom Grid</b><br>GD23-36S | 6   <b>All-In Accessory System 1</b><br>AIUS100 | 7   <b>All-In Accessory System 2</b><br>AIUS200 | 8   <b>All-In Accessory System 3</b><br>AIUS300 | 9   <b>Strainer Basket</b><br>1145<br>1145SN | 10   <b>Inox Cream</b><br>903 |
|------------------------------------|---|---|---|--|-------------------------------|

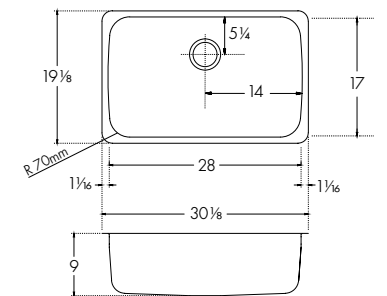
GDX11028

\$985



SPECIFICATIONS

Interior Dimensions: 28" x 17" x 9"  
 Exterior Dimensions: 30<sup>1</sup>/<sub>8</sub>" x 19<sup>1</sup>/<sub>8</sub>"  
 Minimum Cabinet Size: 36"  
 Gauge: 18  
 Weight: 25 lbs.  
 Sound Dampening: Sound Pad & Spray Coat  
 Stainless Finish: Silk  
 Corner Radius: 70mm  
 Installation: Undermount



ACCESSORIES

- |                                    |   |   |   |  |                               |
|------------------------------------|---|---|---|--|-------------------------------|
| 5   <b>Bottom Grid</b><br>GD28-36S | 6   <b>All-In Accessory System 1</b><br>AIUS100 | 7   <b>All-In Accessory System 2</b><br>AIUS200 | 8   <b>All-In Accessory System 3</b><br>AIUS300 | 9   <b>Strainer Basket</b><br>1145<br>1145SN | 10   <b>Inox Cream</b><br>903 |
|------------------------------------|---|---|---|--|-------------------------------|

ACCESSORIES

- |  |  |  |  |  |
|--|--|--|--|--|
|  |  |  |  |  |
| 1   <b>Bottom Grid</b><br>10 <sup>1</sup> / <sub>2</sub> " x 15 <sup>1</sup> / <sub>2</sub> "<br>Stainless<br>GD12-36S<br><b>\$155</b> | 2   <b>Bottom Grid</b><br>13 <sup>3</sup> / <sub>8</sub> " x 15 <sup>1</sup> / <sub>2</sub> "<br>Stainless<br>GD15-36S<br><b>\$170</b> | 3   <b>Bottom Grid</b><br>16 <sup>1</sup> / <sub>2</sub> " x 18 <sup>1</sup> / <sub>4</sub> "<br>Stainless<br>GD18-36S<br><b>\$190</b> | 4   <b>Bottom Grid</b><br>21 <sup>1</sup> / <sub>2</sub> " x 15 <sup>1</sup> / <sub>2</sub> "<br>Stainless<br>GD23-36S<br><b>\$200</b> | 5   <b>Bottom Grid</b><br>25 <sup>7</sup> / <sub>8</sub> " x 15 <sup>1</sup> / <sub>8</sub> "<br>Stainless<br>GD28-36S<br><b>\$240</b> |
|  |  |  |  |  |
| 6   <b>All-In Accessory System 1</b><br>AIUS100<br><b>\$250</b>  | 7   <b>All-In Accessory System 2</b><br>AIUS200<br><b>\$300</b>  | 8   <b>All-In Accessory System 3</b><br>AIUS300<br><b>\$350</b>  | 9   <b>Strainer Basket</b><br>Chrome<br>1145<br><b>\$70</b><br>Satin Nickel<br>1145SN<br><b>\$100</b>                                  | 10   <b>Inox Cream</b><br>Stainless Steel Polish<br>903<br><b>\$40</b>   |

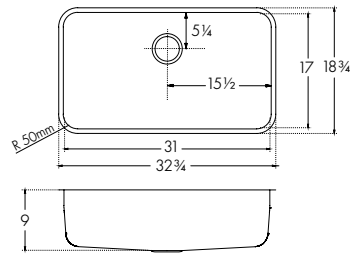


**GDX11031** \$1,065



**SPECIFICATIONS**

Interior Dimensions: 31" x 17" x 9"  
 Exterior Dimensions: 32<sup>3</sup>/<sub>4</sub>" x 18<sup>3</sup>/<sub>4</sub>"  
 Minimum Cabinet Size: 36"  
 Gauge: 18  
 Weight: 28 lbs.  
 Sound Dampening: Sound Pad & Spray Coat  
 Stainless Finish: Silk  
 Corner Radius: 50mm  
 Installation: Undermount



**ACCESSORIES**

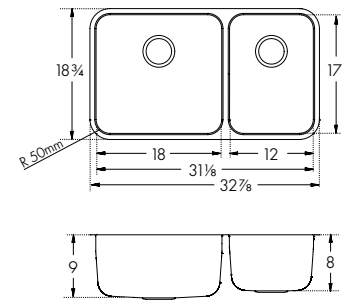
- |                                    |   |   |   |  |                              |
|------------------------------------|---|---|---|--|------------------------------|
| 1   <b>Bottom Grid</b><br>GD31-36S | 4   <b>All-In Accessory System 1</b><br>AIUS100 | 5   <b>All-In Accessory System 2</b><br>AIUS200 | 6   <b>All-In Accessory System 3</b><br>AIUS300 | 7   <b>Strainer Basket</b><br>1145<br>1145SN | 8   <b>Inox Cream</b><br>903 |
|------------------------------------|---|---|---|--|------------------------------|

**GDX16031RH** \$1,240



**SPECIFICATIONS**

Interior Dimensions: 31<sup>1</sup>/<sub>8</sub>" x 17" x 9" x 8"  
 Exterior Dimensions: 32<sup>7</sup>/<sub>8</sub>" x 18<sup>3</sup>/<sub>4</sub>"  
 Minimum Cabinet Size: 36"  
 Gauge: 18  
 Weight: 27 lbs.  
 Sound Dampening: Sound Pad & Spray Coat  
 Stainless Finish: Silk  
 Corner Radius: 50mm  
 Installation: Undermount



**ACCESSORIES**

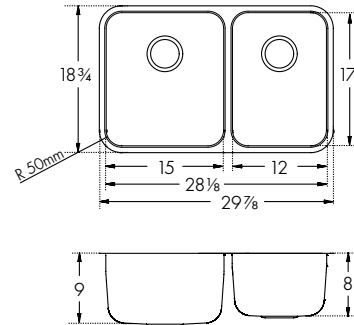
- |   |   |   |  |                              |
|---|---|---|--|------------------------------|
| 4   <b>All-In Accessory System 1</b><br>AIUS100 | 5   <b>All-In Accessory System 2</b><br>AIUS200 | 6   <b>All-In Accessory System 3</b><br>AIUS300 | 7   <b>Strainer Basket</b><br>1145<br>1145SN | 8   <b>Inox Cream</b><br>903 |
|---|---|---|--|------------------------------|

**GDX16028RH** \$1,185



**SPECIFICATIONS**

Interior Dimensions: 28<sup>1</sup>/<sub>8</sub>" x 17" x 9" & 8"  
 Exterior Dimensions: 29<sup>7</sup>/<sub>8</sub>" x 18<sup>3</sup>/<sub>4</sub>"  
 Minimum Cabinet Size: 36"  
 Gauge: 18  
 Weight: 20 lbs.  
 Sound Dampening: Sound Pad & Spray Coat  
 Stainless Finish: Silk  
 Corner Radius: 50mm  
 Installation: Undermount



**ACCESSORIES**

- |                                    |                                    |   |   |   |  |                              |
|------------------------------------|------------------------------------|---|---|---|--|------------------------------|
| 2   <b>Bottom Grid</b><br>GD12-36S | 3   <b>Bottom Grid</b><br>GD15-36S | 4   <b>All-In Accessory System 1</b><br>AIUS100 | 5   <b>All-In Accessory System 2</b><br>AIUS200 | 6   <b>All-In Accessory System 3</b><br>AIUS300 | 7   <b>Strainer Basket</b><br>1145<br>1145SN | 8   <b>Inox Cream</b><br>903 |
|------------------------------------|------------------------------------|---|---|---|--|------------------------------|

**ACCESSORIES**

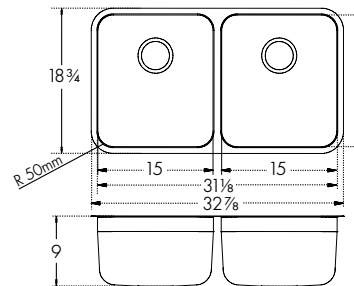
- |  |  |  |  |
|--|--|--|--|
| 1   <b>Bottom Grid</b><br>29 <sup>3</sup> / <sub>8</sub> " x 15 <sup>1</sup> / <sub>2</sub> "<br>Stainless<br>GD31-36S<br><b>\$250</b> | 2   <b>Bottom Grid</b><br>10 <sup>1</sup> / <sub>2</sub> " x 15 <sup>1</sup> / <sub>2</sub> "<br>Stainless<br>GD12-36S<br><b>\$155</b> | 3   <b>Bottom Grid</b><br>13 <sup>3</sup> / <sub>8</sub> " x 15 <sup>1</sup> / <sub>2</sub> "<br>Stainless<br>GD15-36S<br><b>\$170</b> | 4   <b>All-In Accessory System 1</b><br>AIUS100<br><b>\$250</b>          |
| 5   <b>All-In Accessory System 2</b><br>AIUS200<br><b>\$300</b>  | 6   <b>All-In Accessory System 3</b><br>AIUS300<br><b>\$350</b>  | 7   <b>Strainer Basket</b><br>Chrome<br>1145<br><b>\$70</b><br><br>Satin Nickel<br>1145SN<br><b>\$100</b>                              | 8   <b>Inox Cream</b><br>Stainless<br>Steel Polish<br>903<br><b>\$40</b> |

**GDX12031** \$1,220



**SPECIFICATIONS**

Interior Dimensions: 31<sup>1</sup>/<sub>8</sub>" x 17" x 9"  
 Exterior Dimensions: 32<sup>7</sup>/<sub>8</sub>" x 18<sup>3</sup>/<sub>4</sub>"  
 Minimum Cabinet Size: 36"  
 Gauge: 18  
 Weight: 29 lbs.  
 Sound Dampening: Sound Pad & Spray Coat  
 Stainless Finish: Silk  
 Corner Radius: 50mm  
 Installation: Undermount



**ACCESSORIES**

- |                                    |   |   |   |  |                              |
|------------------------------------|---|---|---|--|------------------------------|
| 3   <b>Bottom Grid</b><br>GD15-36S | 4   <b>All-In Accessory System 1</b><br>AIUS100 | 5   <b>All-In Accessory System 2</b><br>AIUS200 | 6   <b>All-In Accessory System 3</b><br>AIUS300 | 7   <b>Strainer Basket</b><br>1145<br>1145SN | 8   <b>Inox Cream</b><br>903 |
|------------------------------------|---|---|---|--|------------------------------|

Note: All accessories sold separately unless otherwise indicated. Design of custom accessories subject to change without notice. It is absolutely critical that you have the sink and any custom sink accessories on site prior to any cut or modification to the countertop. Franke will not be responsible for any errors in countertop preparation and sink installation.

Note: All accessories sold separately unless otherwise indicated. Design of custom accessories subject to change without notice. It is absolutely critical that you have the sink and any custom sink accessories on site prior to any cut or modification to the countertop. Franke will not be responsible for any errors in countertop preparation and sink installation.



Pictured RBX-110 sink with FFB3100 faucet

# Rotondo

A small wonder

The Rotondo offers the option of topmount or undermount installation along with a smaller size that works well in the kitchen, bar or laundry. Its attractive round design perks up even the most utilitarian space.





# Rotondo



**1**

## Dual Mount Installation

Provides versatility, installing as a fashionable undermount with an edgeless finish or an easy drop-in with rim extending over the countertop surface.



**2**

## Easy to Clean

Round smooth edges are easy to clean and maintain, while the stainless steel keeps the sink stain free.



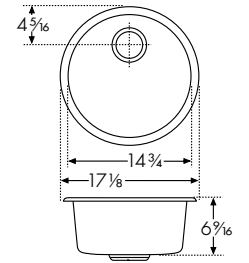
**RBX-110 \$670**



### SPECIFICATIONS

Interior Dimensions: 14<sup>3</sup>/<sub>4</sub>" x 6<sup>5</sup>/<sub>16</sub>"  
 Exterior Dimensions: 17<sup>1</sup>/<sub>8</sub>" x 6<sup>5</sup>/<sub>16</sub>"  
 Minimum Cabinet Size: 21" (undermount)  
 18" (topmount)

Gauge: 20  
 Weight: 5 lbs.  
 Sound Dampening: Sound Pad  
 Stainless Finish: Silk  
 Installation: Undermount  
 with 1/2" Reveal or Topmount



**May be used as a topmount (has polished rim).  
 May be undermounted (requires EL-Clips).  
 Use interior dimensions as cutout guide.**

### ACCESSORIES

<b>1</b> Universal Roller Mat UV-36RM	<b>2</b> Strainer Basket 1145 1145SN	<b>3</b> Inox Cream 903
--	--	----------------------------

### ACCESSORIES

<b>1</b> Universal Roller Mat 18 <sup>7</sup> / <sub>16</sub> " x 20" Stainless UV-36RM <b>\$200</b>	<b>2</b> Strainer Basket Chrome 1145 <b>\$70</b> Satin Nickel 1145SN <b>\$100</b>	<b>3</b> Inox Cream Stainless Steel Polish 903 <b>\$40</b>
--	---	--



Pictured ODX110-2312-316 sink with FF3352 faucet

# Outdoor Series

A breath of fresh air

Whether your preference is for casual backyard barbecues or elaborate summertime soirées, your outdoor kitchen workspace requires a sink that stands up to the elements and enhances your entertaining style. The Outdoor Series is made of 18-gauge T316 stainless, designed with the attention to detail and quality that is the hallmark of Franke products.





# Outdoor Series

1

## Weather Resistant

Manufactured with high-grade, 18-gauge T316 stainless steel – one of the most corrosion resistant grades available – Outdoor Series sinks and faucets can handle rain, cold, snow and heavy use.

2

## Large Capacity Bowls

Deep basin provides maximum flexibility. Easily accommodates nearly any pot or pan, and minimizes splashing.

3

## Precision Drain

Designed with sloped, elegant lines on the bottom of the bowl to allow water to drain from sink.

4

## Sound Dampening System

Sound dampening pads and spray coat reduce excess noise from running water and disposal vibration.



**Inox Cream 903**  
Inox Cream is a specially formulated product ideal for cleaning stainless steel sinks from FRANKE.

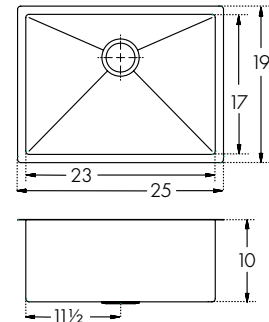


ODX110-2310-316 \$1,030



SPECIFICATIONS

Interior Dimensions: 23" x 17" x 10"  
 Exterior Dimensions: 25" x 19"  
 Minimum Cabinet Size: 30"  
 Gauge: 18 T316 Stainless Steel  
 Weight: 31 lbs.  
 Sound Dampening: Sound Pad and Spray Coat  
 Finish: Pearl  
 Corner Radius: 10mm  
 Installation: Undermount with 1/2" Reveal



ACCESSORIES

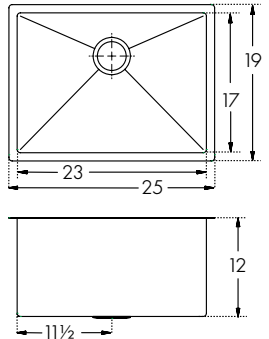
- |   |  |
|---|--|
| <p><b>1 Bottom Grid</b><br/>PS23-36S<br/>Included</p> | <p><b>2 Strainer Basket</b><br/>1140F-316<br/>Included</p> |
|---|--|

ODX110-2312-316 \$1,090



SPECIFICATIONS

Interior Dimensions: 23" x 17" x 12"  
 Exterior Dimensions: 25" x 19"  
 Minimum Cabinet Size: 30"  
 Gauge: 18 T316 Stainless Steel  
 Weight: 31 lbs.  
 Sound Dampening: Sound Pad and Spray Coat  
 Finish: Pearl  
 Corner Radius: 10mm  
 Installation: Undermount with 1/2" Reveal



ACCESSORIES

- |   |  |
|---|--|
| <p><b>1 Bottom Grid</b><br/>PS23-36S<br/>Included</p> | <p><b>2 Strainer Basket</b><br/>1140F-316<br/>Included</p> |
|---|--|

ACCESSORIES

- |  |   |
|--|---|
|  <p><b>1 Bottom Grid</b><br/>22 3/4" x 16 1/4"<br/>Stainless<br/>PS23-36S<br/><b>\$280</b><br/>Included</p> |  <p><b>2 Strainer Basket</b><br/>Stainless<br/>1140F-316<br/><b>\$100</b><br/>Included</p> |
|--|---|

PERFECT TOGETHER  
Outdoor Faucet

FF3352

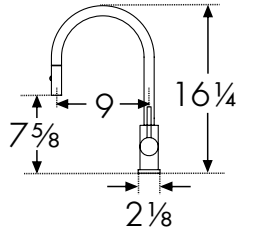
FF3352 Stainless Steel

\$850



FEATURES AND BENEFITS

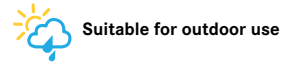
1-Hole Pull-Down  
 Flow Rate: 1.75 gpm  
 Spray Function: Toggle  
 Spray Type: Spray & Stream  
 Spout Swivel Range: 360°  
 Cartridge: 35mm Ceramic  
 Countertop Hole Diameter: 1 3/8"  
 Weight: 10 lbs.  
 316 Stainless Steel  
 ADA Compliant



FF3452SS

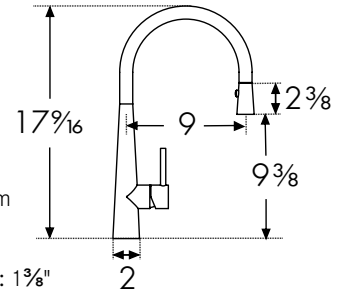
FF3452SS Stainless Steel

\$965



FEATURES AND BENEFITS

1-Hole Pull-Down  
 Flow Rate: 1.75 gpm  
 Spray Function: Toggle  
 Spray Type: Spray & Stream  
 Spout Swivel Range: 360°  
 Cartridge: 35mm Ceramic  
 Countertop Hole Diameter: 1 3/8"  
 Weight: 8 lbs.  
 316 Stainless Steel  
 ADA Compliant





## Granite Sinks

---

Peak	132-141
Maris	142-151
Kubus	152-155
Ellipse	156-163
Primo	164-167
Gravity	168-171
Quantum	172-175



# A MATCH FOR ANY KITCHEN

A sink that satisfies all around

Granite  
Sinks



# Granite Sinks

Spacious, durable, hygienic.

Franke granite sinks meet all the requirements of everyday kitchen use. They are made from granite to last a lifetime, and the material is treated with Sanitized®: silver ions that prevent germs, mold, and odors. But above all, no matter how your kitchen is furnished, you will find the right color and a suitable model with Franke. A meticulously designed product made for everyday use and easy maintenance.



Granite  
Sinks


## A match with your kitchen

A Franke granite sink is the ultimate improvement to your kitchen. Our products offer modern looks, clever kitchen tools and plenty of space – they combine design and functionality. With a granite sink you have a product that simply fits and creates a lot of pleasure and convenience.



## Delightfully long-lasting

The sink includes quartz, one of the hardest materials known to man, and is resistant to temperatures up to 536° F. It's also resilient to impact and thermal shock and stain-resistant that even red wine will not leave a mark.



## Amazingly hygienic

What would a sink be if it wasn't easy to clean? Our sinks are simple to wash and particularly hygienic because they are enhanced with Sanitized®, a material that contains silver ions that reduce the growth of bacteria and microbes by 99%.





## Made to last

A durable and beautiful choice, Franke's granite sinks are made from one of the hardest materials in the world, being 80% quartz sand mixed with 20% hard acrylic resin.

Quartz sand is delivered to the factory in various colors, which affect the finished color of each sink. Reflecting the latest kitchen color trends and echoing your style and taste, with calming and classic neutrals that have never lost their appeal. We know what matters most in the home—beauty, functionality, simplicity. A hard-working haven that nurtures our spirits and promotes our well-being.

Franke's granite color palette can help you create this space.

### COLOR VARIATIONS



Matte Black




Onyx




Stone Grey




Mocha




Polar White



Champagne



Oyster



Storm

COLORS THAT CREATE  
**PERFECT HARMONY**  
WITH NEW COLORLINE  
MATCHING STRAINERS

Granite  
Sinks



## Perfectly matched



Granite  
Sinks

SIX COLORS AVAILABLE IN TWO STYLES, STRAINER BASKET AND  
WASTE DISPOSER FLANGE WITH STRAINER BASKET



Matte Black/  
Onyx



Champagne



Polar White



Stone Grey



Oyster



Mocha





Pictured PKG11020-MBK sink with FF3325BSS faucet

# Peak

Flawless features and contemporary details


Precise and elegant in style, this premium range will complement those with a flair for contemporary and minimalist design. With a tighter 10mm sink radius, and a flush waste cover, Peak is sure to integrate seamlessly into your kitchen area and bring everything a modern cook requires: attention to detail and absolute elegance.



# Peak

Peak  
Granite

Peak  
Granite



Colorline  
Strainer Basket  
900-MOC



1

## Sophisticated Colors

Whether your style is high contrast, monochromatic or warm complementary colors, a choice of eight finishes lets you define the perfect look.



2

## Low Divide

Three sinks in one sink. Put soap in one bowl and water in the other as a double bowl sink. Fill above the divider for a single large bowl perfect for washing larger cookware and bakeware.


\*Available on double bowl sink only



3

## Integrated Ledge

The integrated ledge enhances your workspace by allowing you to work directly over the sink. Custom-fit accessories streamline the workflow.

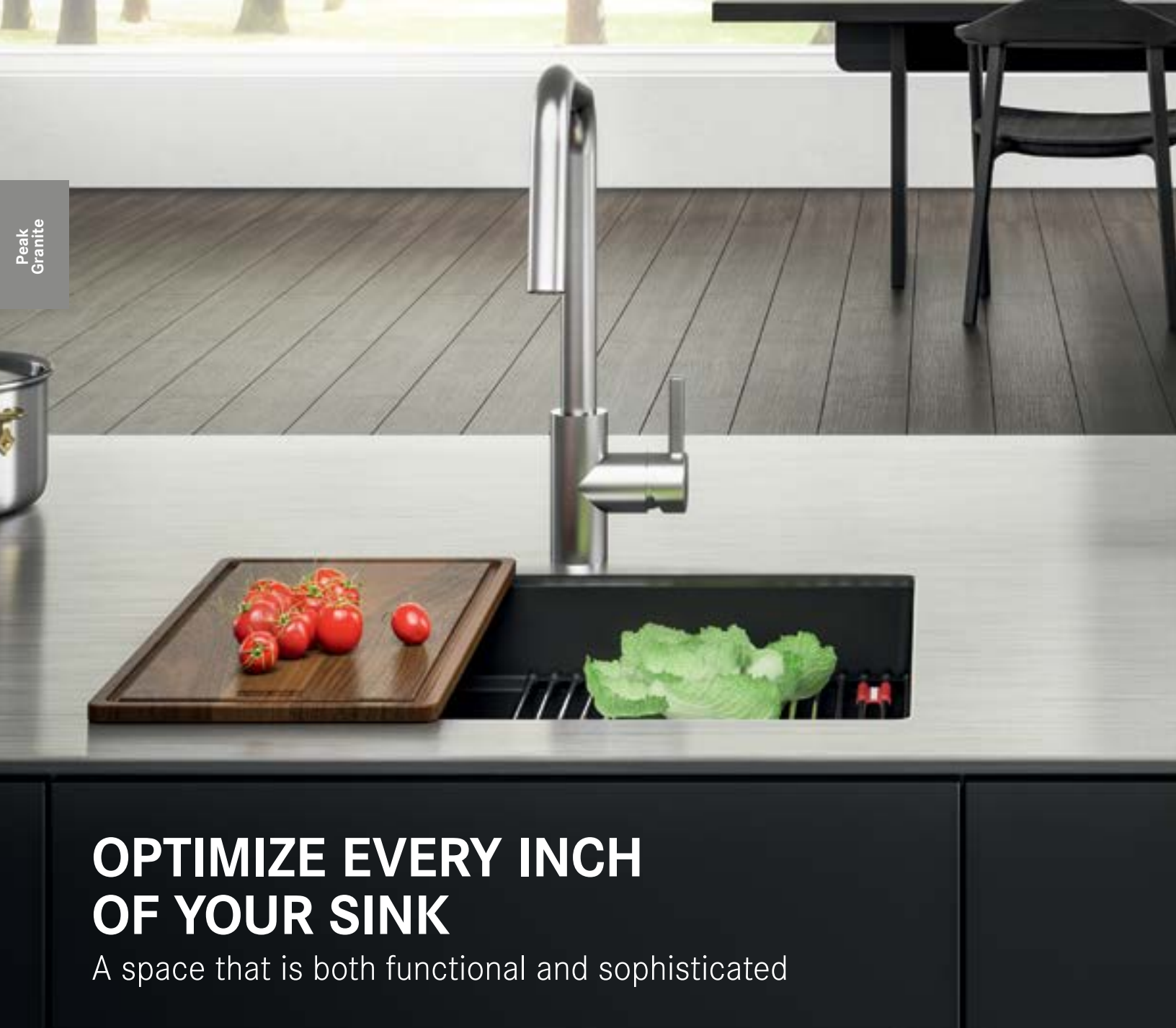


4

## Sanitized®

Our treated granite reduces bacteria and microbe growth, giving the sink lasting protection.





# OPTIMIZE EVERY INCH OF YOUR SINK

A space that is both functional and sophisticated

The Peak Workcenter has it all. This intelligent work-center system provides all the essentials needed for food prep or impromptu meals. It was designed for multitasking and seamlessly blends into the most active area in the house, the kitchen.

## Organized, Efficient, Inviting

This seamless modern workcenter uses an underutilized space in the kitchen to create an area for many kitchen tasks. The roller mat offers a wealth of uses for rinsing, washing produce, drying dishes, a trivet for hot cookware, or as a plating area. Available in seven color hues to create a clean, sophisticated look.



PKG11031-WKC

## Includes all the kitchen tools



### Stainless Steel Sink Grid

This flexible bottom sink grid offers protection to the sink and conveniently rolls up for easy storage.



### Roller Mat

A truly innovative and practical accessory designed for any kitchen task. The dishwasher safe mat allows air to flow under to help dry items faster or allow water to run off into the sink.



### Solid Wood Cutting Board

The generous cutting board fits over the sink, making it easy to move crumbs or liquid run-off into the sink. Doubles as a serving board for charcuterie or bread.



### Stainless Steel Drain Cover

This thoughtful detail covers the drain to maintain an even surface of the basin. We create more usable space and allow glassware to stand without tipping over.

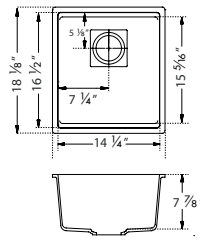



### Chrome Strainer Basket

The basket is perfect for trapping food waste and preventing clogs within the drainpipe while allowing water to pass through.



- PKG11014ONY ■ Onyx \$610
- PKG11014MOC ■ Mocha \$610
- PKG11014STO ■ Storm \$610
- PKG11014OYS ■ Oyster \$610
- PKG11014CHA ■ Champagne \$610
- PKG11014SHG ■ Stone Grey \$610
- PKG11014PWT ■ Polar White \$610
- PKG11014MBK ■ Matte Black \$610



**SPECIFICATIONS**

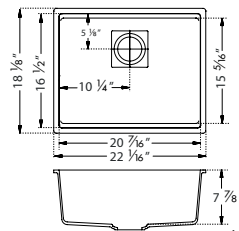
Interior Dimensions: 14<sup>7</sup>/<sub>16</sub>" x 16<sup>1</sup>/<sub>2</sub>" x 7<sup>7</sup>/<sub>8</sub>"  
 Exterior Dimensions: 16<sup>1</sup>/<sub>8</sub>" x 18<sup>1</sup>/<sub>8</sub>"  
 Minimum Cabinet Size: 21"  
 Weight: 20 lbs.  
 Integral Franke Ledge System  
 Corner Radius: 10mm  
 Installation: Undermount

**ACCESSORIES**

- |  |   |   |  |   |   |
|--|---|---|--|---|---|
| <b>1</b> Bottom Roller Mat<br>PKG14-36RM | <b>6</b> Shelf Roller Mat<br>PKG14-31RM | <b>8</b> Colorline Strainer Basket<br>900-XXX | <b>9</b> Colorline Disposer Flange Kit<br>WD-900-XXX | <b>10</b> Strainer Basket<br>1145<br>1145SN | <b>11</b> Drain Cover<br>PKGCVR<br>Included |
|--|---|---|--|---|---|

Accessory items #8 and #9 "XXX" represents designation for the color code

- PKG11020ONY ■ Onyx \$740
- PKG11020MOC ■ Mocha \$740
- PKG11020STO ■ Storm \$740
- PKG11020OYS ■ Oyster \$740
- PKG11020CHA ■ Champagne \$740
- PKG11020SHG ■ Stone Grey \$740
- PKG11020PWT ■ Polar White \$740
- PKG11020MBK ■ Matte Black \$740



**SPECIFICATIONS**

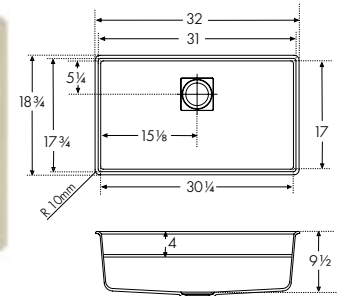
Interior Dimensions: 20<sup>7</sup>/<sub>16</sub>" x 16<sup>1</sup>/<sub>2</sub>" x 7<sup>7</sup>/<sub>8</sub>"  
 Exterior Dimensions: 22<sup>7</sup>/<sub>16</sub>" x 18<sup>1</sup>/<sub>8</sub>"  
 Minimum Cabinet Size: 27"  
 Weight: 24 lbs.  
 Integral Franke Ledge System  
 Corner Radius: 10mm  
 Installation: Undermount

**ACCESSORIES**

- |  |   |   |  |   |   |
|--|---|---|--|---|---|
| <b>2</b> Bottom Roller Mat<br>PKG20-36RM | <b>6</b> Shelf Roller Mat<br>PKG14-31RM | <b>8</b> Colorline Strainer Basket<br>900-XXX | <b>9</b> Colorline Disposer Flange Kit<br>WD-900-XXX | <b>10</b> Strainer Basket<br>1145<br>1145SN | <b>11</b> Drain Cover<br>PKGCVR<br>Included |
|--|---|---|--|---|---|

Accessory items #8 and #9 "XXX" represents designation for the color code

- PKG11031ONY ■ Onyx \$860
- PKG11031MOC ■ Mocha \$860
- PKG11031STO ■ Storm \$860
- PKG11031OYS ■ Oyster \$860
- PKG11031CHA ■ Champagne \$860
- PKG11031SHG ■ Stone Grey \$860
- PKG11031PWT ■ Polar White \$860
- PKG11031MBK ■ Matte Black \$860



**SPECIFICATIONS**

Interior Dimensions: 31" x 17<sup>3</sup>/<sub>4</sub>" x 9<sup>1</sup>/<sub>2</sub>"  
 Exterior Dimensions: 32" x 18<sup>3</sup>/<sub>4</sub>"  
 Minimum Cabinet Size: 36"  
 Weight: 38 lbs.  
 Integral Franke Ledge System  
 Corner Radius: 10mm  
 Installation: Undermount

**ACCESSORIES**

- |  |                                   |   |                                  |   |  |   |   |
|--|-----------------------------------|---|----------------------------------|---|--|---|---|
| <b>3</b> Bottom Roller Mat<br>PKG31-36RM | <b>6</b> Bottom Grid<br>PKG31-36S | <b>5</b> Shelf Roller Mat<br>PKG18-31RM | <b>7</b> Cutting Board<br>PG-40S | <b>8</b> Colorline Strainer Basket<br>900-XXX | <b>9</b> Colorline Disposer Flange Kit<br>WD-900-XXX | <b>10</b> Strainer Basket<br>1145<br>1145SN | <b>11</b> Drain Cover<br>PKGCVR<br>Included |
|--|-----------------------------------|---|----------------------------------|---|--|---|---|

Accessory items #8 and #9 "XXX" represents designation for the color code

**ACCESSORIES**

- |   |   |  |   |   |  |
|---|---|--|---|---|--|
| <br><b>1</b> Bottom Roller Mat<br>11 <sup>7</sup> / <sub>16</sub> " x 13 <sup>1</sup> / <sub>2</sub> "<br>Stainless<br>PKG14-36RM<br><b>\$195</b> | <br><b>2</b> Bottom Roller Mat<br>17 <sup>3</sup> / <sub>4</sub> " x 13 <sup>1</sup> / <sub>2</sub> "<br>Stainless<br>PKG20-36RM<br><b>\$220</b>    | <br><b>3</b> Bottom Roller Mat<br>25 <sup>3</sup> / <sub>4</sub> " x 13 <sup>3</sup> / <sub>4</sub> "<br>Stainless<br>PKG31-36RM<br><b>\$250</b>                             | <br><b>4</b> Bottom Grid<br>28 <sup>1</sup> / <sub>2</sub> " x 14 <sup>1</sup> / <sub>2</sub> "<br>Stainless<br>PKG31-36S<br><b>\$260</b> | <br><b>5</b> Shelf Roller Mat<br>18 <sup>7</sup> / <sub>16</sub> " x 16 <sup>7</sup> / <sub>16</sub> "<br>Stainless<br>PKG18-31RM<br><b>\$190</b>     | <br><b>6</b> Shelf Roller Mat<br>11 <sup>7</sup> / <sub>4</sub> " x 16 <sup>7</sup> / <sub>16</sub> "<br>Stainless<br>PKG14-31RM<br><b>\$155</b> |
| <br><b>7</b> Cutting Board<br>14 <sup>3</sup> / <sub>8</sub> " x 18 <sup>3</sup> / <sub>8</sub> "<br>Solid Wood<br>PG-40S<br><b>\$260</b>         | <br><b>8</b> Colorline Strainer Basket<br>900-MOC<br>900-OYS<br>900-CHA<br>900-SHG<br>900-PWT<br>900-MBK<br><b>\$90</b><br>Color shown is Champagne | <br><b>9</b> Colorline Disposer Flange Kit<br>WD-900-MOC<br>WD-900-OYS<br>WD-900-CHA<br>WD-900-SHG<br>WD-900-PWT<br>WD-900-MBK<br><b>\$100</b><br>Color shown is Matte Black | <br><b>10</b> Strainer Basket<br>Chrome<br>1145<br><b>\$70</b><br><br>Satin Nickel<br>1145SN<br><b>\$100</b>                              | <br><b>11</b> Drain Cover<br>4 <sup>7</sup> / <sub>8</sub> " x 4 <sup>7</sup> / <sub>8</sub> "<br>Stainless<br>PKGCVR<br><b>\$105</b><br>One included |  |

Note: All accessories sold separately unless otherwise indicated. Design of custom accessories subject to change without notice. It is absolutely critical that you have the sink and any custom sink accessories on site prior to any cut or modification to the countertop. Franke will not be responsible for any errors in countertop preparation and sink installation.

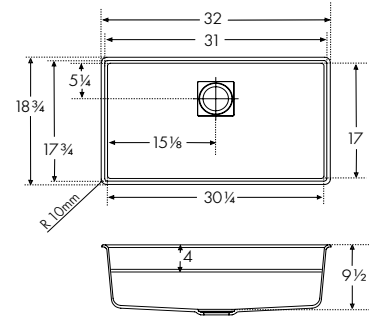


- PKG11031ONY-WKC Onyx \$1,450
- PKG11031MOC-WKC Mocha \$1,450
- PKG11031OYS-WKC Oyster \$1,450
- PKG11031CHA-WKC Champagne \$1,450
- PKG11031SHG-WKC Stone Grey \$1,450
- PKG11031PWT-WKC Polar White \$1,450
- PKG11031MBK-WKC Matte Black \$1,450



**SPECIFICATIONS**

Interior Dimensions: 31" x 17<sup>3</sup>/<sub>4</sub>" x 9<sup>1</sup>/<sub>2</sub>"  
 Exterior Dimensions: 32" x 18<sup>3</sup>/<sub>4</sub>"  
 Minimum Cabinet Size: 36"  
 Weight: 45 lbs.  
 Integral Franke Ledge System  
 Corner Radius: 10mm  
 Installation: Undermount



**ACCESSORIES**

<b>1</b> Bottom Roller Mat PKG31-36RM Included	<b>2</b> Shelf Roller Mat PKG18-31RM Included	<b>3</b> Cutting Board PG-40S Included	<b>4</b> Strainer Basket 1145 Included	<b>5</b> Drain Cover PKGCVR Included	<b>6</b> Colorline Strainer Basket 900-XXX	<b>7</b> Colorline Disposer Flange Kit WD-900-XXX
--	---	--	--	--	---	--

Accessory items #6 and #7 "XXX" represents designation for the color code

**INCLUDED ACCESSORIES**

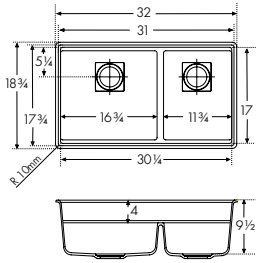
<b>1</b> Bottom Roller Mat 25 <sup>3</sup> / <sub>4</sub> " x 13 <sup>3</sup> / <sub>4</sub> " Stainless PKG31-36RM <b>\$250</b> Included	<b>2</b> Shelf Roller Mat 18 <sup>7</sup> / <sub>16</sub> " x 16 <sup>7</sup> / <sub>16</sub> " Stainless PKG18-31RM <b>\$190</b> Included	<b>3</b> Cutting Board 14 <sup>1</sup> / <sub>2</sub> " x 18 <sup>3</sup> / <sub>4</sub> " Solid Wood PG-40S <b>\$260</b> Included	<b>4</b> Strainer Basket Satin Nickel 1145 <b>\$70</b> Included	<b>5</b> Drain Cover 4 <sup>7</sup> / <sub>8</sub> " x 4 <sup>7</sup> / <sub>8</sub> " Stainless PKGCVR <b>\$105</b> Included
--	---	---	---	--

**OPTIONAL ACCESSORIES**

<b>6</b> Colorline Strainer Basket 900-MOC 900-OYS 900-CHA 900-SHG 900-PWT 900-MBK <b>\$90</b> Color shown is Champagne	<b>7</b> Colorline Disposer Flange Kit WD-900-MOC WD-900-OYS WD-900-CHA WD-900-SHG WD-900-PWT WD-900-MBK <b>\$100</b> Color shown is Matte Black
---	--

Note: All accessories sold separately unless otherwise indicated. Design of custom accessories subject to change without notice. It is absolutely critical that you have the sink and any custom sink accessories on site prior to any cut or modification to the countertop. Franke will not be responsible for any errors in countertop preparation and sink installation.

- PKG160ONY Onyx \$940
- PKG160MOC Mocha \$940
- PKG160STO Storm \$940
- PKG160OYS Oyster \$940
- PKG160CHA Champagne \$940
- PKG160SHG Stone Grey \$940
- PKG160PWT Polar White \$940
- PKG160MBK Matte Black \$940



**SPECIFICATIONS**

Interior Dimensions: 31" x 17" x 9<sup>1</sup>/<sub>2</sub>"  
 Exterior Dimensions: 32" x 18<sup>3</sup>/<sub>4</sub>"  
 Minimum Cabinet Size: 36"  
 Weight: 40 lbs.  
 Integral Franke Ledge System  
 Corner Radius: 10mm  
 Installation: Undermount

**ACCESSORIES**

<b>1</b> Shelf Roller Mat PKG18-31RM	<b>2</b> Bottom Roller Mat PKG17-36RM	<b>3</b> Bottom Roller Mat PKG12-36RM	<b>4</b> Bottom Grid PKG17-36S	<b>5</b> Bottom Grid PKG12-36S	<b>6</b> Cutting Board PG-40S	<b>7</b> Colorline Strainer Basket 900-XXX	<b>8</b> Colorline Disposer Flange Kit WD-900-XXX	<b>9</b> Drain Cover PKGCVR Included
---	--	--	-----------------------------------	-----------------------------------	----------------------------------	---	--	--

Accessory items #7 and #8 "XXX" represents designation for the color code

**ACCESSORIES**

<b>1</b> Shelf Roller Mat 18 <sup>7</sup> / <sub>16</sub> " x 16 <sup>7</sup> / <sub>16</sub> " Stainless PKG18-31RM <b>\$190</b>	<b>2</b> Bottom Roller Mat 15" x 13 <sup>3</sup> / <sub>4</sub> " Stainless PKG17-36RM <b>\$200</b>	<b>3</b> Bottom Roller Mat 9 <sup>3</sup> / <sub>4</sub> " x 13 <sup>3</sup> / <sub>4</sub> " Stainless PKG12-36RM <b>\$160</b>	<b>4</b> Bottom Grid 15 <sup>1</sup> / <sub>2</sub> " x 14 <sup>1</sup> / <sub>2</sub> " Stainless PKG17-36S <b>\$200</b>	<b>5</b> Bottom Grid 10 <sup>1</sup> / <sub>2</sub> " x 14 <sup>1</sup> / <sub>2</sub> " Stainless PKG12-36S <b>\$170</b>
<b>6</b> Cutting Board 14 <sup>1</sup> / <sub>2</sub> " x 18 <sup>3</sup> / <sub>4</sub> " Solid Wood PG-40S <b>\$260</b>	<b>7</b> Colorline Strainer Basket 900-MOC 900-OYS 900-CHA 900-SHG 900-PWT 900-MBK <b>\$90</b> Color shown is Champagne	<b>8</b> Colorline Disposer Flange Kit WD-900-MOC WD-900-OYS WD-900-CHA WD-900-SHG WD-900-PWT WD-900-MBK <b>\$100</b> Color shown is Matte Black	<b>9</b> Drain Cover 4 <sup>7</sup> / <sub>8</sub> " x 4 <sup>7</sup> / <sub>8</sub> " Stainless PKGCVR <b>\$105</b> One included for each bowl	

Note: All accessories sold separately unless otherwise indicated. Design of custom accessories subject to change without notice. It is absolutely critical that you have the sink and any custom sink accessories on site prior to any cut or modification to the countertop. Franke will not be responsible for any errors in countertop preparation and sink installation.



Pictured MAG61023 sink with FFPS5805 faucet

# Maris


For those who prefer a lot of space

Whether for cooking, preparing food, or doing laundry, Maris sinks are long-lasting, functional, and in-demand in everyday life. The Maris sink fits ideally in the kitchen with much more space due to the offset drain, and things simply work better when you have plenty of room.

Maris does not stop in the kitchen, they are the perfect solution for any utility room performing those messy jobs you want to keep out of the rest of your home or when you are just dealing with family laundry. Enhanced with Sanitized®, which prevents germs from growing, it is no wonder that this sink satisfies all around.








1

### Multi-functional Utility Sink

These generous size sinks are ideal for any busy laundry room or kitchen. They can be used for craft cleanup, bathing pets, washing clothes or for whatever you may need.



2

### Spacious Deep Sink

Think big – also in terms of the sink. Because when it comes to cooking, baking, preparing or cleaning up from crafts, things simply work better when you have plenty of space. Look forward to more room, more efficiency and more creativity in the kitchen or laundry room.



3

### Utility Roller Mat

Franke designed the utility mat to add functionality to your sink, with the wider spaced stainless steel rods allowing for air drying laundry or craft items.




4

### Space-Saving Design

The flat-bottom design creates more room for big tasks without blocking the flow of water. A tight-corner radius helps maximize the sink's interior while the offset rear drain makes the most of cabinet space beneath the sink.

# Maris



4



Colorline  
Disposer Flange Kit  
WD-900-SHG



## Elevate your space

Optimize every inch of your sink with a Maris Workcenter.

### Productivity

Seamlessly integrating into the kitchen to achieve a multi-functional workspace



- A seamless flowing workspace that allows you to transition effortlessly and instantaneously from prep to rinse to clean
- Multiple accessories allow you to wash food, chop and prep it, do clean up, dry dishes, and more—designed to help you save space and time in the kitchen
- Cleaning up the kitchen after a meal can be daunting, especially if dishes and cutting boards are spread out. The workcenter allows you to keep everything in one place

### Creativity

Create a well-appointed work area for the refined home chef

- Fun and functionality go hand-in-hand, turning the colander upside down is an imaginative way to turn your colander into a cake pop stand
- The Maris large sink encourages family collaboration for that extra touch of fun
- Turn your Maris Workcenter into a mixing station, by utilizing the colander placed above the sink for dirty spoons and whisks, keeping them away from countertops and the bottom of the sink



## Maris Workcenter



MAG11031OW-WKC

Kitchens shouldn't stand still – it should adapt as your needs change. That's the inspiration behind the Maris Workcenter. Kitchen tools that empower you to create meals in countless ways.



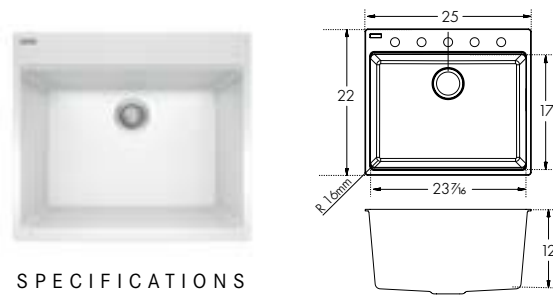
### Expansivity

Create an extension of your counter top

- The ability to prep food, keep different kinds of foods separate and wash and dry dishes in one area frees up counter space for other tasks
- The extra-deep sink serves as a large workspace with plenty of space for kitchen tools that work within the sink as you put that creativity to use
- Hardworking and well-equipped, this workcenter provides multiple workstations to accommodate different tasks



- MAG61023ONY  Onyx \$710
- MAG61023OYS  Oyster \$710
- MAG61023CHA  Champagne \$710
- MAG61023SHG  Stone Grey \$710
- MAG61023PWT  Polar White \$710
- MAG61023MBK  Matte Black \$710



**SPECIFICATIONS**

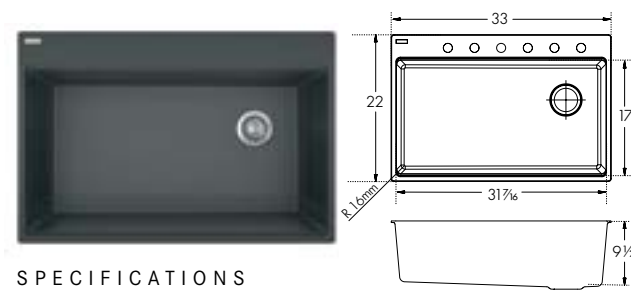
Interior Dimensions: 23<sup>7</sup>/<sub>16</sub>" x 17" x 12"  
 Exterior Dimensions: 25" x 22"  
 Minimum Cabinet Size: 27"  
 Weight: 35 lbs.  
 Corner Radius: 16mm  
 Installation: Dual Mount  
 Pre-drilled Faucet Hole: 1 to 5

**ACCESSORIES**

- |                                      |                               |   |  |  |
|--------------------------------------|-------------------------------|---|--|--|
| 2   <b>Roller Mat</b><br>MA-17-31LRM | 4   <b>Colander</b><br>MA-70S | 6   <b>Colorline Strainer Basket</b><br>900-XXX | 7   <b>Colorline Disposer Flange Kit</b><br>WD-900-XXX | 8   <b>Strainer Basket</b><br>1145<br>1145SN |
|--------------------------------------|-------------------------------|---|--|--|

Accessory items #6 and #7 "XXX" represents designation for the color code

- MAG61031OW-ONY  Onyx \$710
- MAG61031OW-OYS  Oyster \$710
- MAG61031OW-CHA  Champagne \$710
- MAG61031OW-SHG  Stone Grey \$710
- MAG61031OW-PWT  Polar White \$710
- MAG61031OW-MBK  Matte Black \$710



**SPECIFICATIONS**

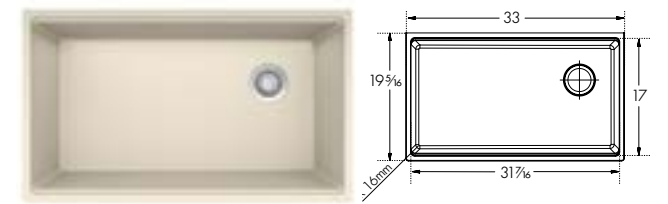
Interior Dimensions: 31<sup>7</sup>/<sub>16</sub>" x 17" x 9<sup>1</sup>/<sub>2</sub>"  
 Exterior Dimensions: 33" x 22"  
 Minimum Cabinet Size: 36"  
 Weight: 37 lbs.  
 Corner Radius: 16mm  
 Installation: Topmount  
 Pre-drilled Faucet Hole: 1 to 6

**ACCESSORIES**

- |                                     |                                  |                               |                                    |   |  |  |
|-------------------------------------|----------------------------------|-------------------------------|------------------------------------|---|--|--|
| 1   <b>Bottom Grid</b><br>MA-31-36S | 3   <b>Roller Mat</b><br>MA-31RM | 4   <b>Colander</b><br>MA-70S | 5   <b>Cutting Board</b><br>MA-40S | 6   <b>Colorline Strainer Basket</b><br>900-XXX | 7   <b>Colorline Disposer Flange Kit</b><br>WD-900-XXX | 8   <b>Strainer Basket</b><br>1145<br>1145SN |
|-------------------------------------|----------------------------------|-------------------------------|------------------------------------|---|--|--|

Accessory items #6 and #7 "XXX" represents designation for the color code

- MAG11031OW-ONY  Onyx \$730
- MAG11031OW-OYS  Oyster \$730
- MAG11031OW-CHA  Champagne \$730
- MAG11031OW-SHG  Stone Grey \$730
- MAG11031OW-PWT  Polar White \$730
- MAG11031OW-MBK  Matte Black \$730



**SPECIFICATIONS**

Interior Dimensions: 31<sup>7</sup>/<sub>16</sub>" x 17" x 9<sup>1</sup>/<sub>2</sub>"  
 Exterior Dimensions: 33" x 19<sup>9</sup>/<sub>16</sub>"  
 Minimum Cabinet Size: 36"  
 Weight: 37 lbs.  
 Corner Radius: 16mm  
 Installation: Undermount

**ACCESSORIES**

- |                                     |                                  |                               |                                    |   |  |  |
|-------------------------------------|----------------------------------|-------------------------------|------------------------------------|---|--|--|
| 1   <b>Bottom Grid</b><br>MA-31-36S | 3   <b>Roller Mat</b><br>MA-31RM | 4   <b>Colander</b><br>MA-70S | 5   <b>Cutting Board</b><br>MA-40S | 6   <b>Colorline Strainer Basket</b><br>900-XXX | 7   <b>Colorline Disposer Flange Kit</b><br>WD-900-XXX | 8   <b>Strainer Basket</b><br>1145<br>1145SN |
|-------------------------------------|----------------------------------|-------------------------------|------------------------------------|---|--|--|

Accessory items #6 and #7 "XXX" represents designation for the color code

**ACCESSORIES**

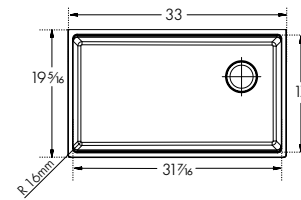
- |   |   |  |  |
|---|---|--|--|
| 1   <b>Bottom Grid</b><br>(Left) 14 <sup>7</sup> / <sub>8</sub> " x 15 <sup>1</sup> / <sub>2</sub> "<br>(Right) 14 <sup>7</sup> / <sub>8</sub> " x 15 <sup>1</sup> / <sub>2</sub> "<br>Stainless<br>MA-31-36S<br><b>\$295</b> | 2   <b>Utility Roller Mat</b><br>18 <sup>7</sup> / <sub>16</sub> " x 17 <sup>1</sup> / <sub>2</sub> "<br>Stainless<br>MA-17-31LRM<br><b>\$180</b> | 3   <b>Roller Mat</b><br>18 <sup>7</sup> / <sub>16</sub> " x 17 <sup>1</sup> / <sub>16</sub> "<br>Stainless<br>MA-31RM<br><b>\$180</b>                                     | 4   <b>Colander</b><br>6 <sup>7</sup> / <sub>2</sub> " x 17 <sup>1</sup> / <sub>2</sub> "<br>Stainless<br>MA-70S<br><b>\$240</b> |
| 5   <b>Cutting Board</b><br>11 <sup>2</sup> / <sub>2</sub> " x 17 <sup>1</sup> / <sub>16</sub> "<br>Solid Wood<br>MA-40S<br><b>\$210</b>  | 6   <b>Colorline Strainer Basket</b><br>900-MOC<br>900-OYS<br>900-CHA<br>900-SHG<br>900-PWT<br>900-MBK<br><b>\$90</b><br>Color shown is Champagne | 7   <b>Colorline Disposer Flange Kit</b><br>WD-900-MOC<br>WD-900-OYS<br>WD-900-CHA<br>WD-900-SHG<br>WD-900-PWT<br>WD-900-MBK<br><b>\$100</b><br>Color shown is Matte Black | 8   <b>Strainer Basket</b><br>Chrome<br>1145<br><b>\$70</b><br><br>Satin Nickel<br>1145SN<br><b>\$100</b>                        |

- MAG11031OW-ONY-WKC  Onyx \$1,350
- MAG11031OW-OYS-WKC  Oyster \$1,350
- MAG11031OW-CHA-WKC  Champagne \$1,350
- MAG11031OW-SHG-WKC  Stone Grey \$1,350
- MAG11031OW-PWT-WKC  Polar White \$1,350
- MAG11031OW-MBK-WKC  Matte Black \$1,350



**SPECIFICATIONS**

Interior Dimensions: 31<sup>1</sup>/<sub>16</sub>" x 17" x 9<sup>1</sup>/<sub>2</sub>"  
 Exterior Dimensions: 33" x 19<sup>3</sup>/<sub>16</sub>"  
 Minimum Cabinet Size: 36"  
 Weight: 45 lbs.  
 Corner Radius: 16mm  
 Installation: Undermount




**ACCESSORIES**

- |   |   |  |   |                                |  |
|---|---|--|---|--------------------------------|--|
| <b>1 Bottom Grid</b><br>MA-31-36S<br>Included | <b>2 Colander</b><br>MA-70S<br>Included | <b>3 Cutting Board</b><br>MA-40S<br>Included | <b>4 Colorline Strainer Basket</b><br>900-XXX<br>Included | <b>5 Roller Mat</b><br>MA-31RM | <b>6 Colorline Disposer Flange Kit</b><br>WD-900-XXX |
|---|---|--|---|--------------------------------|--|

Accessory items #4 and #6 "XXX" represents designation for the color code

**INCLUDED ACCESSORIES**



- 1 Bottom Grid**  
 (Left) 14<sup>7</sup>/<sub>8</sub>" x 15<sup>1</sup>/<sub>2</sub>"  
 (Right) 14<sup>7</sup>/<sub>8</sub>" x 15<sup>1</sup>/<sub>2</sub>"  
 Stainless  
 MA-31-36S  
**\$295**  
 Included



- 2 Colander**  
 6<sup>7</sup>/<sub>2</sub>" x 17<sup>1</sup>/<sub>2</sub>"  
 Stainless  
 MA-70S  
**\$240**  
 Included



- 3 Cutting Board**  
 11<sup>2</sup>/<sub>2</sub>" x 17<sup>5</sup>/<sub>8</sub>"  
 Solid Wood  
 MA-40S  
**\$210**  
 Included



- 4 Color Strainer Basket**  
 900-MOC  
 900-OYS  
 900-CHA  
 900-SHG  
 900-PWT  
 900-MBK  
**\$90**  
 Included  
 Color shown is Champagne

**OPTIONAL ACCESSORIES**



- 5 Roller Mat**  
 18<sup>7</sup>/<sub>8</sub>" x 17<sup>3</sup>/<sub>16</sub>"  
 Stainless  
 MA-31RM  
**\$180**



- 6 Color Disposer Flange Kit**  
 WD-900-MOC  
 WD-900-OYS  
 WD-900-CHA  
 WD-900-SHG  
 WD-900-PWT  
 WD-900-MBK  
**\$100**  
 Color shown is Matte Black







# Kubus

A durable sink for today's home chef

Kubus fits wherever you need it, whether it's your primary kitchen sink or in a prep area. Choose from six granite colors to create the kitchen workspace you've always imagined.



Pictured KBG11031SHG sink with FFPD5550 faucet

# Kubus



1

## Sized Right

Whether you need a roomy and spacious sink for meals and cleanup or a compact sink to use for prep or as a bar sink, Kubus offers options to make everyday kitchen tasks a breeze.



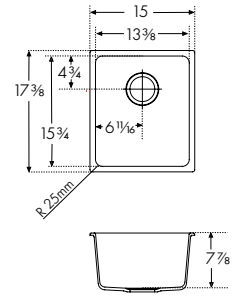
2

## Germ Resistant

Our Sanitized<sup>®</sup> treatment makes your Kubus sink bacteria resistant – an added plus for busy kitchens and active families.



- KBG11013ONY ■ Onyx \$590
- KBG11013MOC ■ Mocha \$590
- KBG11013STO ■ Storm \$590
- KBG11013OYS ■ Oyster \$590
- KBG11013CHA ■ Champagne \$590
- KBG11013SHG ■ Stone Grey \$590



### SPECIFICATIONS

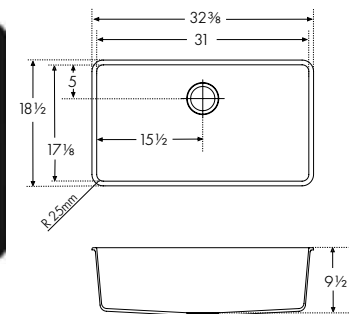
Interior Dimensions: 13 3/8" x 15 3/4" x 7 7/8"  
 Exterior Dimensions: 15" x 17 3/8"  
 Minimum Cabinet Size: 21"  
 Weight: 18 lbs.  
 Corner Radius: 25mm  
 Installation: Undermount

### ACCESSORIES

- |  |   |  |  |
|--|---|--|--|
| 1 <b>Universal Roller Mat</b><br>UV-36RM | 2 <b>Colorline Strainer Basket</b><br>900-XXX | 3 <b>Colorline Disposer Flange Kit</b><br>WD-900-XXX | 4 <b>Strainer Basket</b><br>1145<br>1145SN |
|--|---|--|--|

Accessory items #2 and #3 "XXX" represents designation for the color code

- KBG11031ONY ■ Onyx \$715
- KBG11031MOC ■ Mocha \$715
- KBG11031STO ■ Storm \$715
- KBG11031OYS ■ Oyster \$715
- KBG11031CHA ■ Champagne \$715
- KBG11031SHG ■ Stone Grey \$715



### SPECIFICATIONS

Interior Dimensions: 31" x 17 1/8" x 9 1/2"  
 Exterior Dimensions: 32 3/8" x 18 1/2"  
 Minimum Cabinet Size: 36"  
 Weight: 39 lbs.  
 Corner Radius: 25mm  
 Installation: Undermount

### ACCESSORIES

- |  |   |  |  |
|--|---|--|--|
| 1 <b>Universal Roller Mat</b><br>UV-36RM | 2 <b>Colorline Strainer Basket</b><br>900-XXX | 3 <b>Colorline Disposer Flange Kit</b><br>WD-900-XXX | 4 <b>Strainer Basket</b><br>1145<br>1145SN |
|--|---|--|--|

Accessory items #2 and #3 "XXX" represents designation for the color code

### ACCESSORIES

- |   |   |   |  |
|---|---|---|--|
| <br>1 <b>Universal Roller Mat</b><br>18 7/8" x 20"<br>Stainless<br>UV-36RM<br><b>\$200</b> | <br>2 <b>Colorline Strainer Basket</b><br>900-MOC<br>900-OYS<br>900-CHA<br>900-SHG<br>900-MBK<br><b>\$90</b><br>Color shown is Champagne | <br>3 <b>Colorline Disposer Flange Kit</b><br>WD-900-MOC<br>WD-900-OYS<br>WD-900-CHA<br>WD-900-SHG<br>WD-900-MBK<br><b>\$100</b><br>Color shown is Matte Black | <br>4 <b>Strainer Basket</b><br>Chrome<br>1145<br><b>\$70</b><br><br>Satin Nickel<br>1145SN<br><b>\$100</b> |
|---|---|---|--|

Note: All accessories sold separately unless otherwise indicated. Design of custom accessories subject to change without notice. It is absolutely critical that you have the sink and any custom sink accessories on site prior to any cut or modification to the countertop. Franke will not be responsible for any errors in countertop preparation and sink installation.





Pictured ELG1200NY sink with FF4420 faucet

# Ellipse

Extensive color palette with a variety of sizes

Available in several configurations, there's an Ellipse sink that's perfect for your space. Franke granite sinks are made from 80% quartz, the hardest component of granite, and bonded using high-quality acrylic resins, for a sink that will serve you for years to come.





1

### Germ Resistant

Franke granite is treated with Sanitized®, which helps to reduce bacteria and microbe growth, giving the sink lasting protection.



2

### Natural Beauty

The collection of Ellipse Granite sinks are offered in a variety of warm, sophisticated and enveloping shades, inspired by natural elements.



3

### Versatile Installation Options

Ellipse has installation options to suit any kitchen style, from a seamless-finish undermount, to an easy-to-install topmount.



4

### Always Colorful

Thanks to the UV protection, the beautiful color of the granite will not fade and ensures long-lasting use.

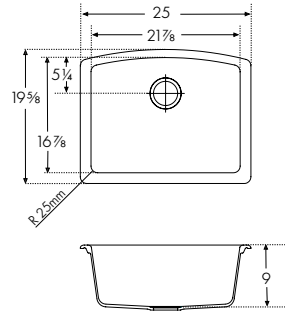
# Ellipse



Colorline  
Disposer Flange Kit  
WD-900-OYS



- ELG11022ONY  Onyx \$610
- ELG11022MOC  Mocha \$610
- ELG11022STO  Storm \$610
- ELG11022OYS  Oyster \$610
- ELG11022CHA  Champagne \$610
- ELG11022SHG  Stone Grey \$610
- ELG11022PWT  Polar White \$610



**SPECIFICATIONS**

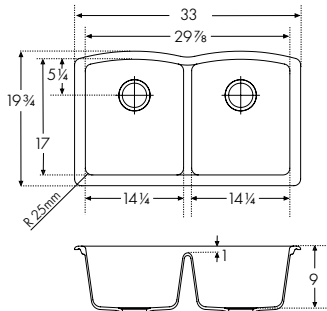
Interior Dimensions: 21<sup>7</sup>/<sub>8</sub>" x 16<sup>7</sup>/<sub>8</sub>" x 9"  
 Exterior Dimensions: 25" x 19<sup>5</sup>/<sub>8</sub>"  
 Minimum Cabinet Size: 27"  
 Weight: 30 lbs.  
 Corner Radius: 25mm  
 Installation: Undermount

**ACCESSORIES**

<b>3</b> Bottom Grid ELG22-36S	<b>4</b> Universal Roller Mat UV-36RM	<b>5</b> All-In Accessory System 1 AIUS100	<b>6</b> All-In Accessory System 2 AIUS200	<b>7</b> All-In Accessory System 3 AIUS300	<b>8</b> Colorline Strainer Basket 900-XXX	<b>9</b> Colorline Disposer Flange Kit WD-900-XXX	<b>10</b> Strainer Basket 1145 1145SN
-----------------------------------	--	---	---	---	---	--	---

Accessory items #8 and #9 "XXX" represents designation for the color code

- ELG1200NY  Onyx \$715
- ELG120MOC  Mocha \$715
- ELG120STO  Storm \$715
- ELG120OYS  Oyster \$715
- ELG120CHA  Champagne \$715
- ELG120SHG  Stone Grey \$715
- ELG120PWT  Polar White \$715



**SPECIFICATIONS**

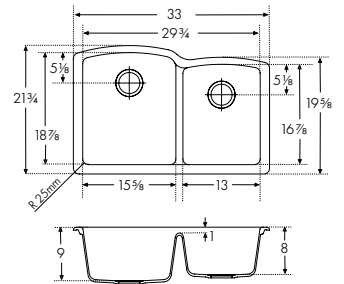
Interior Dimensions: 29<sup>3</sup>/<sub>4</sub>" x 17" x 9"  
 Exterior Dimensions: 33" x 19<sup>3</sup>/<sub>4</sub>"  
 Minimum Cabinet Size: 36"  
 Weight: 37 lbs.  
 Corner Radius: 25mm  
 Installation: Undermount

**ACCESSORIES**

<b>1</b> Bottom Grid ELG14-36S	<b>4</b> Universal Roller Mat UV-36RM	<b>5</b> All-In Accessory System 1 AIUS100	<b>6</b> All-In Accessory System 2 AIUS200	<b>7</b> All-In Accessory System 3 AIUS300	<b>8</b> Colorline Strainer Basket 900-XXX	<b>9</b> Colorline Disposer Flange Kit WD-900-XXX	<b>10</b> Strainer Basket 1145 1145SN
-----------------------------------	--	---	---	---	---	--	---

Accessory items #8 and #9 "XXX" represents designation for the color code

- ELG160ONY  Onyx \$715
- ELG160MOC  Mocha \$715
- ELG160STO  Storm \$715
- ELG160OYS  Oyster \$715
- ELG160CHA  Champagne \$715
- ELG160SHG  Stone Grey \$715
- ELG160PWT  Polar White \$715



**SPECIFICATIONS**











Interior Dimensions: 29<sup>3</sup>/<sub>4</sub>" x 18<sup>7</sup>/<sub>8</sub>" x 9" & 8"  
 Exterior Dimensions: 33" x 21<sup>3</sup>/<sub>4</sub>"  
 Minimum Cabinet Size: 36"  
 Weight: 42 lbs.  
 Corner Radius: 25mm  
 Installation: Undermount

**ACCESSORIES**

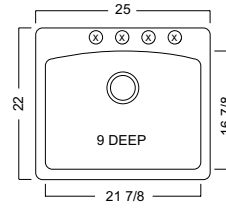
<b>2</b> Bottom Grid ELG16-36S	<b>4</b> Universal Roller Mat UV-36RM	<b>5</b> All-In Accessory System 1 AIUS100	<b>6</b> All-In Accessory System 2 AIUS200	<b>7</b> All-In Accessory System 3 AIUS300	<b>8</b> Colorline Strainer Basket 900-XXX	<b>9</b> Colorline Disposer Flange Kit WD-900-XXX	<b>10</b> Strainer Basket 1145 1145SN
-----------------------------------	--	---	---	---	---	--	---

Accessory items #8 and #9 "XXX" represents designation for the color code

**ACCESSORIES**

 <b>1</b> Bottom Grid 11 <sup>3</sup> / <sub>4</sub> " x 14 <sup>1</sup> / <sub>4</sub> " Stainless ELG14-36S <b>\$170</b>	 <b>2</b> Bottom Grid 13 <sup>3</sup> / <sub>8</sub> " x 16 <sup>1</sup> / <sub>8</sub> " Stainless ELG16-36S <b>\$190</b>	 <b>3</b> Bottom Grid 19 <sup>3</sup> / <sub>4</sub> " x 14 <sup>1</sup> / <sub>4</sub> " Stainless ELG22-36S <b>\$190</b>	 <b>4</b> Universal Roller Mat 18 <sup>7</sup> / <sub>8</sub> " x 20" Stainless UV-36RM <b>\$200</b>	 <b>5</b> All-In Accessory System 1 AIUS100 <b>\$250</b>
 <b>6</b> All-In Accessory System 2 AIUS200 <b>\$300</b>	 <b>7</b> All-In Accessory System 3 AIUS300 <b>\$350</b>	 <b>8</b> Colorline Strainer Basket 900-MOC 900-OYS 900-CHA 900-SHG 900-PWT 900-MBK <b>\$90</b> Color shown is Champagne	 <b>9</b> Colorline Disposer Flange Kit WD-900-MOC WD-900-OYS WD-900-CHA WD-900-SHG WD-900-PWT WD-900-MBK <b>\$100</b> Color shown is Matte Black	 <b>10</b> Strainer Basket Chrome 1145 <b>\$70</b>  Satin Nickel 1145SN <b>\$100</b>

- ESOX25229-1** (4 pre-scored faucet holes)  Onyx **\$545**
- ESDB25229-1** (4 pre-scored faucet holes)  Mocha **\$545**
- ESCH25229-1** (4 pre-scored faucet holes)  Champagne **\$545**
- ESSG25229-1** (4 pre-scored faucet holes)  Stone Grey **\$545**
- ESOY25229-1** (4 pre-scored faucet holes)  Oyster **\$545**
- ESPW25229-1** (4 pre-scored faucet holes)  Polar White **\$545**



**SPECIFICATIONS**

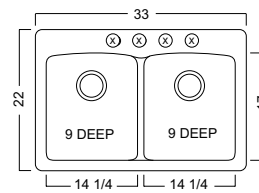
Interior Dimensions: 21<sup>7</sup>/<sub>8</sub>" x 16<sup>7</sup>/<sub>8</sub>" x 9"  
 Exterior Dimensions: 25" x 22"  
 Minimum Cabinet Size: 27"  
 Weight: 30 lbs.  
 Corner Radius: 25mm  
 Installation: Dual Mount

**ACCESSORIES**

<b>4</b> Bottom Grid FBGG1914	<b>5</b> All-In Accessory System 1 AIUS100	<b>6</b> All-In Accessory System 2 AIUS200	<b>7</b> All-In Accessory System 3 AIUS300	<b>8</b> Colorline Strainer Basket 900-XXX	<b>9</b> Colorline Disposer Flange Kit WD-900-XXX	<b>10</b> Strainer Basket 1145 1145SN
----------------------------------	---	---	---	---	--	---

Accessory items #8 and #9 "XXX" represents designation for the color code

- EDOX33229-1** (4 pre-scored faucet holes)  Onyx **\$600**
- EDDB33229-1** (4 pre-scored faucet holes)  Mocha **\$600**
- EDCH33229-1** (4 pre-scored faucet holes)  Champagne **\$600**
- EDSG33229-1** (4 pre-scored faucet holes)  Stone Grey **\$600**
- EDOY33229-1** (4 pre-scored faucet holes)  Oyster **\$600**
- EDPW33229-1** (4 pre-scored faucet holes)  Polar White **\$600**



**SPECIFICATIONS**

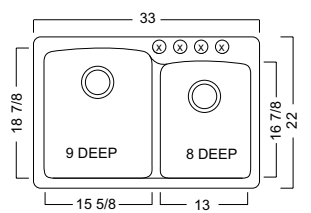
Interior Dimensions: 29<sup>7</sup>/<sub>8</sub>" x 17" x 9"  
 Exterior Dimensions: 33" x 22"  
 Minimum Cabinet Size: 36"  
 Weight: 42 lbs.  
 Corner Radius: 25mm  
 Installation: Dual Mount

**ACCESSORIES**

<b>1</b> Bottom Grid FBGG1114	<b>5</b> All-In Accessory System 1 AIUS100	<b>6</b> All-In Accessory System 2 AIUS200	<b>7</b> All-In Accessory System 3 AIUS300	<b>8</b> Colorline Strainer Basket 900-XXX	<b>9</b> Colorline Disposer Flange Kit WD-900-XXX	<b>10</b> Strainer Basket 1145 1145SN
----------------------------------	---	---	---	---	--	---

Accessory items #8 and #9 "XXX" represents designation for the color code

- EEOX33229-1** (4 pre-scored faucet holes)  Onyx **\$610**
- EODB33229-1** (4 pre-scored faucet holes)  Mocha **\$610**
- EOCH33229-1** (4 pre-scored faucet holes)  Champagne **\$610**
- EOSG33229-1** (4 pre-scored faucet holes)  Stone Grey **\$610**
- EEOY33229-1** (4 pre-scored faucet holes)  Oyster **\$610**
- EOPW33229-1** (4 pre-scored faucet holes)  Polar White **\$610**



**SPECIFICATIONS**











Interior Dimensions: 29<sup>3</sup>/<sub>4</sub>" x 18<sup>7</sup>/<sub>8</sub>" x 16<sup>7</sup>/<sub>8</sub>" x 9" & 8"  
 Exterior Dimensions: 33" x 22"  
 Minimum Cabinet Size: 36"  
 Weight: 42 lbs.  
 Corner Radius: 25mm  
 Installation: Dual Mount

**ACCESSORIES**

<b>2</b> Bottom Grid FBGG1014	<b>3</b> Bottom Grid FBGG1316	<b>5</b> All-In Accessory System 1 AIUS100	<b>6</b> All-In Accessory System 2 AIUS200	<b>7</b> All-In Accessory System 3 AIUS300	<b>8</b> Colorline Strainer Basket 900-XXX	<b>9</b> Colorline Disposer Flange Kit WD-900-XXX	<b>10</b> Strainer Basket 1145 1145SN
----------------------------------	----------------------------------	---	---	---	---	--	---

Accessory items #8 and #9 "XXX" represents designation for the color code

**ACCESSORIES**

 <b>1</b> Bottom Grid 11 <sup>1</sup> / <sub>2</sub> " x 14" Stainless FBGG1114 <b>\$120</b>	 <b>2</b> Bottom Grid 10" x 14" Stainless FBGG1014 <b>\$120</b>	 <b>3</b> Bottom Grid 12 <sup>1</sup> / <sub>4</sub> " x 16" Stainless FBGG1316 <b>\$130</b>	 <b>4</b> Bottom Grid 18 <sup>3</sup> / <sub>4</sub> " x 13 <sup>3</sup> / <sub>4</sub> " Stainless FBGG1914 <b>\$145</b>	 <b>5</b> All-In Accessory System 1 AIUS100 <b>\$250</b>
 <b>6</b> All-In Accessory System 2 AIUS200 <b>\$300</b>	 <b>7</b> All-In Accessory System 3 AIUS300 <b>\$350</b>	 <b>8</b> Colorline Strainer Basket 900-MOC 900-OYS 900-CHA 900-SHG 900-PWT 900-MBK <b>\$90</b> Color shown is Champagne	 <b>9</b> Colorline Disposer Flange Kit WD-900-MOC WD-900-OYS WD-900-CHA WD-900-SHG WD-900-PWT WD-900-MBK <b>\$100</b> Color shown is Matte Black	 <b>10</b> Strainer Basket Chrome 1145 <b>\$70</b>  Satin Nickel 1145SN <b>\$100</b>





Pictured DIG62D9 1-ONY sink with FFT3 100 faucet

# Primo

Eye-catching from every angle

Sleek aesthetics, plenty of prep space and the durability every kitchen requires, grace the Primo sink. The deep 9" bowl allows for easy washing of large dishes with minimal splashing.



# Primo



1

## Generous Bowl Capacity

The 9" deep bowl easily accommodates large cookware to tackle your biggest kitchen tasks.



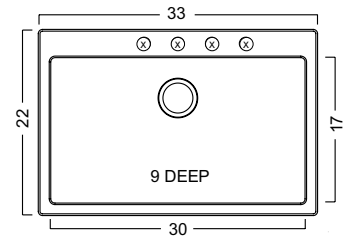
2

## Dual Mount Installation

Primo provides the versatility of undermount installation for an edgeless finish or topmount installation with the rim extending over the countertop.



- DIG61091-ONY  Onyx \$600  
(4 pre-scored faucet holes)
- DIG61091-MOC  Mocha \$600  
(4 pre-scored faucet holes)
- DIG61091-CHA  Champagne \$600  
(4 pre-scored faucet holes)
- DIG61091-PWT  Polar White \$600  
(4 pre-scored faucet holes)
- DIG61091-SHG  Stone Grey \$600  
(4 pre-scored faucet holes)



### SPECIFICATIONS

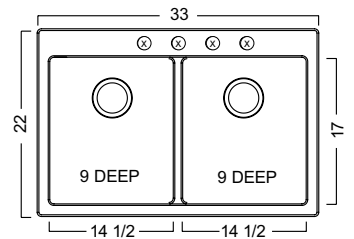
Interior Dimensions: 30" x 17" x 9"  
 Exterior Dimensions: 33" x 22"  
 Minimum Cabinet Size: 36"  
 Weight: 36 lbs.  
 Corner Radius: 13mm  
 Installation: Dual Mount

### ACCESSORIES

1	<b>Bottom Grid</b> BGDI110	3	<b>Colorline Strainer Basket</b> 900-XXX	4	<b>All-In Accessory System 1</b> AIUS100	5	<b>All-In Accessory System 2</b> AIUS200	6	<b>All-In Accessory System 3</b> AIUS300
---	-------------------------------	---	---	---	---	---	---	---	---

Accessory item #3 - XXX represents designation for the color code

- DIG62D91-ONY  Onyx \$680  
(4 pre-scored faucet holes)
- DIG62D91-MOC  Mocha \$680  
(4 pre-scored faucet holes)
- DIG62D91-CHA  Champagne \$680  
(4 pre-scored faucet holes)
- DIG62D91-PWT  Polar White \$680  
(4 pre-scored faucet holes)
- DIG62D91-SHG  Stone Grey \$680  
(4 pre-scored faucet holes)



### SPECIFICATIONS







Interior Dimensions: 30" x 17" x 9"  
 Exterior Dimensions: 33" x 22"  
 Minimum Cabinet Size: 36"  
 Weight: 42 lbs.  
 Corner Radius: 13mm  
 Installation: Dual Mount

### ACCESSORIES

2	<b>Bottom Grid</b> BGDI100	3	<b>Colorline Strainer Basket</b> 900-XXX	4	<b>All-In Accessory System 1</b> AIUS100	5	<b>All-In Accessory System 2</b> AIUS200	6	<b>All-In Accessory System 3</b> AIUS300
---	-------------------------------	---	---	---	---	---	---	---	---

Accessory item #3 - XXX represents designation for the color code

### ACCESSORIES

					
1 <b>Bottom Grid</b> 27 <sup>1</sup> / <sub>4</sub> " x 15" Stainless BGDI110 <b>\$155</b>	2 <b>Bottom Grid</b> 12 <sup>3</sup> / <sub>4</sub> " x 15" Stainless BGDI100 <b>\$145</b>	3 <b>Colorline Strainer Basket</b> 900-MOC 900-CHA 900-SHG 900-PWT 900-MBK <b>\$90</b> <small>Color shown is Champagne</small>	4 <b>All-In Accessory System 1</b> AIUS100 <b>\$250</b>	5 <b>All-In Accessory System 2</b> AIUS200 <b>\$300</b>	6 <b>All-In Accessory System 3</b> AIUS300 <b>\$350</b>

Note: All accessories sold separately unless otherwise indicated. Design of custom accessories subject to change without notice. It is absolutely critical that you have the sink and any custom sink accessories on site prior to any cut or modification to the countertop. Franke will not be responsible for any errors in countertop preparation and sink installation.





# Gravity

The perfect workcenter when you add All-In

The beauty of granite offsets the subtly curved design of Gravity to create a sink that adds an attractive element to your kitchen. Durable and hygienic, it's perfect for the family kitchen.



Pictured DIG62F91-SHG sink

# Gravity



1

## Graceful Curves

The artistry of gentle curves adds visual appeal to create a luxurious look to the most-used space in your home.



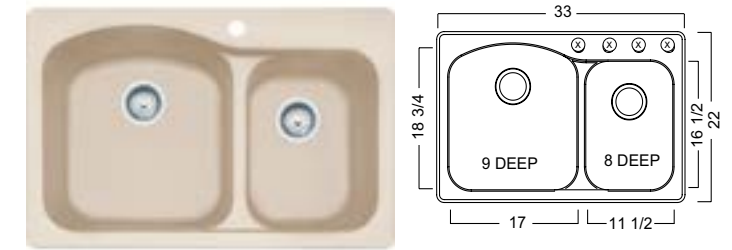
2

## Dual Mount

Whether you prefer a topmount or undermount sink, Gravity offers versatility to suit your style.



- DIG62F91-ONY ■ Onyx \$660  
(4 pre-scored faucet holes)
- DIG62F91-MOC ■ Mocha \$660  
(4 pre-scored faucet holes)
- DIG62F91-CHA ■ Champagne \$660  
(4 pre-scored faucet holes)
- DIG62F91-PWT ■ Polar White \$660  
(4 pre-scored faucet holes)
- DIG62F91-SHG ■ Stone Grey \$660  
(4 pre-scored faucet holes)



### SPECIFICATIONS

Interior Dimensions: 29 3/4" x 18 3/4" x 16 1/2" x 9" & 8"  
 Exterior Dimensions: 33" x 22"  
 Minimum Cabinet Size: 36"  
 Weight: 42 lbs.  
 Corner Radius: 75mm  
 Installation: Dual Mount

### ACCESSORIES

1 Bottom Grid BGDIS150	2 Bottom Grid BGDIL150	3 All-In Accessory System 1 AIUS100	4 All-In Accessory System 2 AIUS200	5 All-In Accessory System 3 AIUS300	6 Colorline Strainer Basket 900-XXX	7 Colorline Disposer Flange Kit WD-900-XXX	8 Strainer Basket 1145 1145SN
---------------------------	---------------------------	--	--	--	--	---	-------------------------------------

Accessory items #6 and #7 "XXX" represents designation for the color code

### ACCESSORIES

- 1 Bottom Grid  
9 1/2" x 14 1/2"  
Stainless  
BGDIS150  
**\$145**
- 2 Bottom Grid  
15 7/8" x 16 1/2"  
Stainless  
BGDIL150  
**\$145**
- 3 All-In Accessory System 1  
AIUS100  
**\$250**
- 4 All-In Accessory System 2  
AIUS200  
**\$300**
- 5 All-In Accessory System 3  
AIUS300  
**\$350**
- 6 Colorline Strainer Basket  
900-MOC  
900-CHA  
900-SHG  
900-PWT  
900-MBK  
**\$90**  
Color shown is Champagne
- 7 Colorline Disposer Flange Kit  
WD-900-MOC  
WD-900-CHA  
WD-900-SHG  
WD-900-PWT  
WD-900-MBK  
**\$100**  
Color shown is Matte Black
- 8 Strainer Basket  
Chrome  
1145  
**\$70**  
Satin Nickel  
1145SN  
**\$100**

Note: All accessories sold separately unless otherwise indicated. Design of custom accessories subject to change without notice. It is absolutely critical that you have the sink and any custom sink accessories on site prior to any cut or modification to the countertop. Franke will not be responsible for any errors in countertop preparation and sink installation.





Pictured SZPW1720-1 sink with FF3180 faucet

# Quantum

A small wonder to elevate your space

Beautiful and durable, Quantum is the perfect bar or prep sink. Thanks to its UV protection, granite does not fade, ensuring that your sink will be long-lasting. Granite also offers superior resistance to scratches and chipping and is heat resistant.



# Quantum

Quantum Granite

Quantum Granite



1

## Exquisitely Compact

A small sink that's big on looks, Quantum brings the beauty of granite to your bar or prep area.



2

## Enduring Good Looks

Scratch resistant and stain resistant, this sink will provide long-lasting use.



**SOX1720-1**  
(3 pre-scored faucet holes)

■ Onyx

\$455

**SZCH1720-1**  
(3 pre-scored faucet holes)

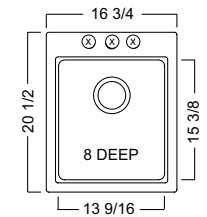
■ Champagne

\$455

**SZPW1720-1**  
(3 pre-scored faucet holes)

■ Polar White

\$455



### SPECIFICATIONS

Interior Dimensions: 13<sup>3/8</sup>" x 15<sup>3/8</sup>" x 8"  
 Exterior Dimensions: 16<sup>3/4</sup>" x 20<sup>1/2</sup>"  
 Minimum Cabinet Size: 18"  
 Weight: 22 lbs.  
 Corner Radius: 25mm  
 Installation: Dual Mount

### ACCESSORIES

- |  |   |  |
|--|---|--|
| <p>1   <b>Universal Roller Mat</b><br/>UV-36RM</p> | <p>2   <b>Colorline Strainer Basket</b><br/>900-XXX</p> | <p>3   <b>Colorline Disposer Flange Kit</b><br/>WD-900-XXX</p> |
|--|---|--|

Accessory items #2 and #3 "XXX" represents designation for the color code

### ACCESSORIES



1 | **Universal Roller Mat**  
18<sup>3/8</sup>" x 20"  
Stainless  
UV-36RM  
**\$200**



2 | **Colorline Strainer Basket**  
900-MOC  
900-OYS  
900-CHA  
900-SHG  
900-PWT  
900-MBK  
**\$90**  
Color shown is Champagne



3 | **Colorline Disposer Flange Kit**  
WD-900-MOC  
WD-900-OYS  
WD-900-CHA  
WD-900-SHG  
WD-900-PWT  
WD-900-MBK  
**\$100**  
Color shown is Matte Black



## Fireclay Sinks

---

Farm House  
Manor House  
Cisterna

**180-185**  
**186-191**  
**192-197**





## A lifetime of service

Fireclay is entirely natural, very stylish and amazingly practical. We apply a dirt-repellent finishing polish, which means that any mess, tea, or red wine can simply be wiped with a little soapy water.

### SILKY SMOOTH GOOD LOOKS

Fireclay sinks combine beautifully with a variety of work surfaces, such as wood, glass and granite. It's a durable choice that stands up to heat, staining and impact with ease.

### VILLEROY & BOCH

Many handcrafted Franke fireclay sinks are designed in partnership with Villeroy & Boch, a world-renowned premium porcelain and ceramic producer since 1748. Together, Franke and Villeroy & Boch create distinctive designs that enhance your personal kitchen style.

### HOW YOUR FIRECLAY IS MADE

Liquid ceramic consisting of quartz, china clay and kaolin is injected into a mold under high pressure. Prior to drying, surface imperfections are smoothed with soft sponges and a level surface is created with water. The final drying process involves 20 hours in a tunnel kiln at 2200° F. At every stage, each sink is subjected to stringent quality checks performed by experts to make it Franke approved.





# Farm House

Classic elegance with a stream-lined silhouette

Sophisticated elegance from every angle, featuring sleek flat front panel for added style. Franke's apron front Farm House sinks are made of durable fireclay for a smooth, polished finish that's both durable and easy to clean.




Pictured FHK7 10-36WH sink with FFPD3350 faucet  
Note: Sink color may vary between each model



1

### Easy to Clean

A dirt-repellent finishing polish keeps stains like tea and red wine at bay, allowing them to be wiped away with only soap and water.



2

### 9" Deep Bowls

Maximizing sink capacity, Farm House offers deep bowls to give you the space you need to complete tasks with ease.



3

### Rear Drain\*

The rear drain maximizes the usable bottom surface of the bowl while also creating extra cabinet space beneath the sink.

\*Select models



4

### Apron Front Design

The apron front design enables the user to stand directly in front of the basin, with no cabinets or countertop in between, making it comfortable for prepping food and cleaning up.

# Farm House





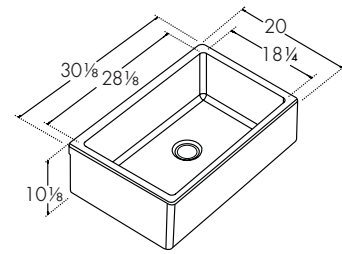
FHK710-30WH ■ White

\$1,320



SPECIFICATIONS

Interior Dimensions: 28<sup>1</sup>/<sub>8</sub>" x 18<sup>1</sup>/<sub>4</sub>" x 9<sup>3</sup>/<sub>16</sub>"  
 Exterior Dimensions: 30<sup>1</sup>/<sub>8</sub>" x 20" x 10<sup>1</sup>/<sub>8</sub>"  
 Minimum Cabinet Size: 30"  
 Weight: 103 lbs.  
 Corner Radius: 19mm  
 Installation: Undermount  
 Apron Front



ACCESSORIES

- |                                  |                                  |  |
|----------------------------------|----------------------------------|--|
| 1 <b>Bottom Grid</b><br>FK30-36S | 4 <b>Cutting Board</b><br>OA-40S | 5 <b>Strainer Basket</b><br>1145<br>1145SN |
|----------------------------------|----------------------------------|--|

**Note:** Dimensions may vary by 2% (plus or minus), due to material attributes and firing process. See website for Fireclay Repair Kits. Pop-Up strainer not compatible. **Special installation required - see website.** Finished on front and back only.

Sink color may vary between each model

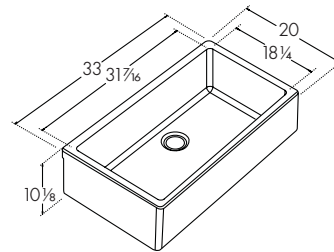
FHK710-33WH ■ White

\$1,690



SPECIFICATIONS

Interior Dimensions: 31<sup>7</sup>/<sub>16</sub>" x 18<sup>1</sup>/<sub>4</sub>" x 9<sup>3</sup>/<sub>16</sub>"  
 Exterior Dimensions: 33" x 20" x 10<sup>1</sup>/<sub>8</sub>"  
 Minimum Cabinet Size: 33"  
 Weight: 110 lbs.  
 Corner Radius: 19mm  
 Installation: Undermount  
 Apron Front



ACCESSORIES

- |                                  |                                  |  |
|----------------------------------|----------------------------------|--|
| 2 <b>Bottom Grid</b><br>FK33-36S | 4 <b>Cutting Board</b><br>OA-40S | 5 <b>Strainer Basket</b><br>1145<br>1145SN |
|----------------------------------|----------------------------------|--|

**Note:** Dimensions may vary by 2% (plus or minus), due to material attributes and firing process. See website for Fireclay Repair Kits. Pop-Up strainer not compatible. **Special installation required - see website.** Finished on front and back only.

Sink color may vary between each model

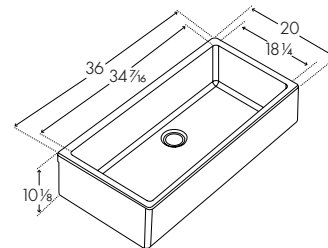
FHK710-36WH ■ White

\$1,835



SPECIFICATIONS

Interior Dimensions: 34<sup>7</sup>/<sub>16</sub>" x 18<sup>1</sup>/<sub>4</sub>" x 9<sup>3</sup>/<sub>16</sub>"  
 Exterior Dimensions: 36" x 20" x 10<sup>1</sup>/<sub>8</sub>"  
 Minimum Cabinet Size: 36"  
 Weight: 117 lbs.  
 Corner Radius: 19mm  
 Installation: Undermount  
 Apron Front



ACCESSORIES

- |                                  |                                  |  |
|----------------------------------|----------------------------------|--|
| 3 <b>Bottom Grid</b><br>FK36-36S | 4 <b>Cutting Board</b><br>OA-40S | 5 <b>Strainer Basket</b><br>1145<br>1145SN |
|----------------------------------|----------------------------------|--|

**Note:** Dimensions may vary by 2% (plus or minus), due to material attributes and firing process. See website for Fireclay Repair Kits. Pop-Up strainer not compatible. **Special installation required - see website.** Finished on front and back only.

Sink color may vary between each model

ACCESSORIES



- 1 **Bottom Grid**  
27<sup>1</sup>/<sub>8</sub>" x 16<sup>7</sup>/<sub>8</sub>"  
Stainless  
FK30-36S  
**\$305**



- 2 **Bottom Grid**  
29<sup>1</sup>/<sub>16</sub>" x 16<sup>7</sup>/<sub>8</sub>"  
Stainless  
FK33-36S  
**\$340**



- 3 **Bottom Grid**  
32<sup>1</sup>/<sub>4</sub>" x 16<sup>7</sup>/<sub>8</sub>"  
Stainless  
FK36-36S  
**\$355**



- 4 **Cutting Board**  
14<sup>1</sup>/<sub>2</sub>" x 21<sup>7</sup>/<sub>16</sub>"  
Solid Wood  
OA-40S  
**\$435**



- 5 **Strainer Basket**  
Chrome  
1145  
**\$70**  
  
Satin Nickel  
1145SN  
**\$100**



# Manor House

Designed for endurance


Villeroy & Boch brings centuries of excellence to the handcrafted beauty of Manor House apron front sinks. Scratch-resistant and hygienic fireclay offers the qualities most desired in today's kitchens.



Pictured MHK110-28WH sink with FF3452SS faucet and SD 3450SS soap dispenser  
Note: Sink color may vary between each model



# Manor House



1

## Apron Front Design

The apron front design enables the user to stand directly in front of the basin, with no cabinets or countertop in between, making it comfortable for prepping food and cleaning up.



2

## Stain Resistant

We apply a dirt-repellent finishing polish, which means that any mess, tea or red wine stains can simply be wiped away with a little soapy water.



3

## CeramicPlus

The CeramicPlus coating causes liquids to bead upon making contact with the sink's surface, repelling dirt, lime-scale and other residues, which are easily wiped off.



4

## Highly Durable

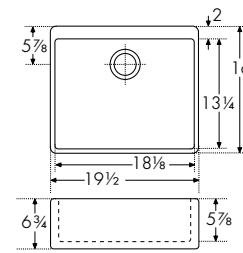
Fireclay is an extremely tough, scratch-resistant surface that is impervious to acids and bleaches.

MHK110-20WH White \$665



SPECIFICATIONS

Interior Dimensions: 18<sup>1</sup>/<sub>8</sub>" x 13<sup>1</sup>/<sub>4</sub>" x 5<sup>7</sup>/<sub>8</sub>"  
 Exterior Dimensions: 19<sup>1</sup>/<sub>2</sub>" x 16" x 6<sup>3</sup>/<sub>4</sub>"  
 Minimum Cabinet Size: 21"  
 Weight: 40 lbs.  
 Corner Radius: 12mm  
 Installation: Undermount  
 Apron Front



**Note:** Dimensions may vary by 2% (plus or minus), due to material attributes and firing process. See website for Fireclay Repair Kits. Pop-Up strainer not compatible. **Special installation required - see website.** Finished on front and back only.

ACCESSORIES

- |                                  |  |
|----------------------------------|--|
| 7 <b>Cutting Board</b><br>OA-40S | 8 <b>Strainer Basket</b><br>1145<br>1145SN |
|----------------------------------|--|

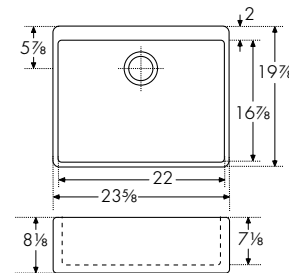
Sink color may vary between each model

MHK110-24WH White \$880



SPECIFICATIONS

Interior Dimensions: 22" x 16<sup>7</sup>/<sub>8</sub>" x 7<sup>1</sup>/<sub>8</sub>"  
 Exterior Dimensions: 23<sup>5</sup>/<sub>8</sub>" x 19<sup>7</sup>/<sub>8</sub>" x 8<sup>1</sup>/<sub>8</sub>"  
 Minimum Cabinet Size: 24"  
 Weight: 58 lbs.  
 Corner Radius: 12mm  
 Installation: Undermount  
 Apron Front



**Note:** Dimensions may vary by 2% (plus or minus), due to material attributes and firing process. See website for Fireclay Repair Kits. Pop-Up strainer not compatible. **Special installation required - see website.** Finished on front and back only.

ACCESSORIES

- |                                  |                                  |  |
|----------------------------------|----------------------------------|--|
| 1 <b>Bottom Grid</b><br>MK24-36C | 7 <b>Cutting Board</b><br>OA-40S | 8 <b>Strainer Basket</b><br>1145<br>1145SN |
|----------------------------------|----------------------------------|--|

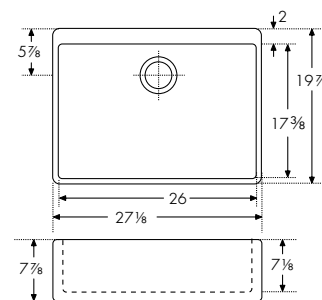
Sink color may vary between each model

MHK110-28WH White \$985



SPECIFICATIONS

Interior Dimensions: 26" x 17<sup>3</sup>/<sub>8</sub>" x 7<sup>1</sup>/<sub>8</sub>"  
 Exterior Dimensions: 27<sup>1</sup>/<sub>8</sub>" x 19<sup>7</sup>/<sub>8</sub>" x 7<sup>7</sup>/<sub>8</sub>"  
 Minimum Cabinet Size: 30"  
 Weight: 64 lbs.  
 Corner Radius: 12mm  
 Installation: Undermount  
 Apron Front



**Note:** Dimensions may vary by 2% (plus or minus), due to material attributes and firing process. See website for Fireclay Repair Kits. Pop-Up strainer not compatible. **Special installation required - see website.** Finished on front and back only.

ACCESSORIES

- |                                  |                                  |  |
|----------------------------------|----------------------------------|--|
| 2 <b>Bottom Grid</b><br>MK28-36C | 7 <b>Cutting Board</b><br>OA-40S | 8 <b>Strainer Basket</b><br>1145<br>1145SN |
|----------------------------------|----------------------------------|--|

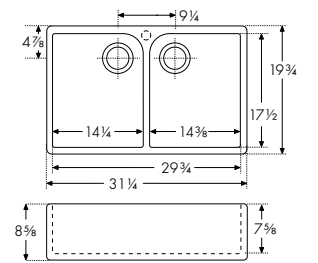
Sink color may vary between each model

MHK720-31WH White \$1,090



SPECIFICATIONS

Interior Dimensions: 29<sup>3</sup>/<sub>4</sub>" x 17<sup>1</sup>/<sub>2</sub>" x 7<sup>5</sup>/<sub>8</sub>"  
 Exterior Dimensions: 31<sup>1</sup>/<sub>4</sub>" x 19<sup>3</sup>/<sub>4</sub>" x 8<sup>5</sup>/<sub>8</sub>"  
 Minimum Cabinet Size: 33"  
 Weight: 82 lbs.  
 Corner Radius: 12mm  
 Installation: Undermount  
 Apron Front



**Note:** Dimensions may vary by 2% (plus or minus), due to material attributes and firing process. See website for Fireclay Repair Kits. Pop-Up strainer not compatible. **Special installation required - see website.** Finished on front and back only.

ACCESSORIES

- |                                     |                                     |                                  |  |
|-------------------------------------|-------------------------------------|----------------------------------|--|
| 3 <b>Bottom Grid</b><br>MK31-36C-LH | 4 <b>Bottom Grid</b><br>MK31-36C-RH | 7 <b>Cutting Board</b><br>OA-40S | 8 <b>Strainer Basket</b><br>1145<br>1145SN |
|-------------------------------------|-------------------------------------|----------------------------------|--|

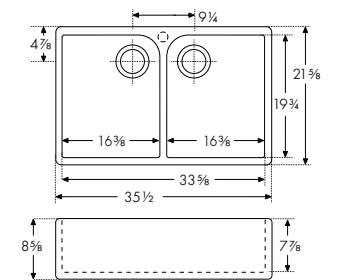
Sink color may vary between each model

MHK720-35WH White \$1,520



SPECIFICATIONS

Interior Dimensions: 33<sup>5</sup>/<sub>8</sub>" x 19<sup>3</sup>/<sub>4</sub>" x 7<sup>5</sup>/<sub>8</sub>"  
 Exterior Dimensions: 35<sup>1</sup>/<sub>2</sub>" x 21<sup>5</sup>/<sub>8</sub>" x 8<sup>5</sup>/<sub>8</sub>"  
 Minimum Cabinet Size: 36"  
 Weight: 96 lbs.  
 Corner Radius: 12mm  
 Installation: Undermount  
 Apron Front



**Note:** Dimensions may vary by 2% (plus or minus), due to material attributes and firing process. See website for Fireclay Repair Kits. Pop-Up strainer not compatible. **Special installation required - see website.** Finished on front and back only.

ACCESSORIES

- |                                     |                                     |                                  |  |
|-------------------------------------|-------------------------------------|----------------------------------|--|
| 5 <b>Bottom Grid</b><br>MK35-36C-LH | 6 <b>Bottom Grid</b><br>MK35-36C-RH | 7 <b>Cutting Board</b><br>OA-40S | 8 <b>Strainer Basket</b><br>1145<br>1145SN |
|-------------------------------------|-------------------------------------|----------------------------------|--|

Sink color may vary between each model

ACCESSORIES

- |  |   |   |   |  |  |
|--|---|---|---|--|--|
| 1 <b>Bottom Grid</b><br>21" x 15 <sup>7</sup> / <sub>8</sub> "<br>Coated Stainless<br>MK24-36C<br>\$260                        | 2 <b>Bottom Grid</b><br>25 <sup>3</sup> / <sub>16</sub> " x 15 <sup>7</sup> / <sub>8</sub> "<br>Coated Stainless<br>MK28-36C<br>\$290 | 3 <b>Bottom Grid</b><br>17 <sup>1</sup> / <sub>16</sub> " x 13 <sup>1</sup> / <sub>16</sub> "<br>Coated Stainless<br>MK31-36C-LH<br>\$280 | 4 <b>Bottom Grid</b><br>17 <sup>1</sup> / <sub>16</sub> " x 13 <sup>1</sup> / <sub>16</sub> "<br>Coated Stainless<br>MK31-36C-RH<br>\$280 | 5 <b>Bottom Grid</b><br>19 <sup>3</sup> / <sub>16</sub> " x 15 <sup>7</sup> / <sub>8</sub> "<br>Coated Stainless<br>MK35-36C-LH<br>\$330 | 6 <b>Bottom Grid</b><br>19 <sup>3</sup> / <sub>16</sub> " x 15 <sup>7</sup> / <sub>8</sub> "<br>Coated Stainless<br>MK35-36C-RH<br>\$330 |
| 7 <b>Cutting Board</b><br>14 <sup>1</sup> / <sub>2</sub> " x 21 <sup>7</sup> / <sub>8</sub> "<br>Solid Wood<br>OA-40S<br>\$435 | 8 <b>Strainer Basket</b><br>Chrome<br>1145<br>\$70<br><br>Satin Nickel<br>1145SN<br>\$100   |   |   |  |  |

**Note:** All accessories sold separately unless otherwise indicated. Design of custom accessories subject to change without notice. It is absolutely critical that you have the sink and any custom sink accessories on site prior to any cut or modification to the countertop. Franke will not be responsible for any errors in countertop preparation and sink installation.





Pictured CCK110-19WH sink with FFP3180 faucet and DW10080 filtration faucet  
Note: Sink color may vary between each model

# Cisterna


As beautiful as they are functional

Created by Villeroy & Boch with a classic design offered in three sizes, the Cisterna fireclay sink is a perfect fit for the kitchen and beyond. Use the smallest size as a bar or prep sink – or pair it with a larger size to create a unique two-bowl design.



**1****Exceptionally Durable**


Liquid ceramic undergoes a thorough refinement and firing process resulting in a beautifully smooth and hard wearing, highly durable sink.

**2****Kitchen Essentials**

An optional fitted grid protects the bottom of the sink. Add a cutting board and roller mat to complete your perfect workspace.

**3****Sound Absorbing**

Fireclay is a naturally sound-absorbing material that reduces the noise caused by a garbage disposal or running water.

**4****Simply Stain Resistant**

Don't worry about red wine, coffee and other food stains. The CeramicPlus finish makes our fireclay sinks simple to clean. Soap and water are all it takes.

# Cisterna



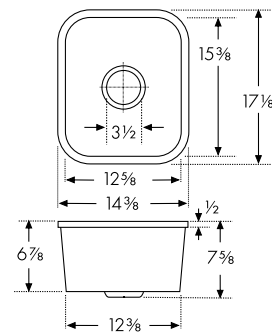


CCK110-13WH ■ White **\$810**



SPECIFICATIONS

Interior Dimensions: 12<sup>5</sup>/<sub>8</sub>" x 15<sup>3</sup>/<sub>8</sub>" x 6<sup>7</sup>/<sub>8</sub>"  
 Exterior Dimensions: 14<sup>3</sup>/<sub>8</sub>" x 17<sup>1</sup>/<sub>2</sub>" x 7<sup>5</sup>/<sub>8</sub>"  
 Minimum Cabinet Size: 18"  
 Weight: 29 lbs.  
 Corner Radius: 68mm  
 Installation: Undermount



**Note:** Dimensions may vary by 2% (plus or minus), due to material attributes and firing process. See website for Fireclay Repair Kits. Pop-Up strainer not compatible. **Special installation required - see website.**

ACCESSORIES

- |                                    |                                    |  |  |
|------------------------------------|------------------------------------|--|--|
| 1   <b>Bottom Grid</b><br>CK13-36C | 4   <b>Cutting Board</b><br>OA-40S | 5   <b>Universal Roller Mat</b><br>UV-36RM | 6   <b>Strainer Basket</b><br>1145<br>1145SN |
|------------------------------------|------------------------------------|--|--|

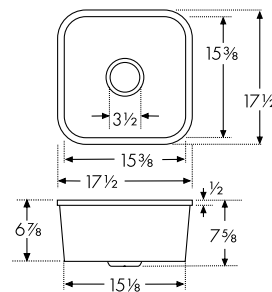
Sink color may vary between each model

CCK110-15WH ■ White **\$845**



SPECIFICATIONS

Interior Dimensions: 15<sup>3</sup>/<sub>8</sub>" x 15<sup>3</sup>/<sub>8</sub>" x 6<sup>7</sup>/<sub>8</sub>"  
 Exterior Dimensions: 17<sup>1</sup>/<sub>2</sub>" x 17<sup>1</sup>/<sub>2</sub>" x 7<sup>5</sup>/<sub>8</sub>"  
 Minimum Cabinet Size: 21"  
 Weight: 33 lbs.  
 Corner Radius: 68mm  
 Installation: Undermount



**Note:** Dimensions may vary by 2% (plus or minus), due to material attributes and firing process. See website for Fireclay Repair Kits. Pop-Up strainer not compatible. **Special installation required - see website.**

ACCESSORIES

- |                                    |                                    |  |  |
|------------------------------------|------------------------------------|--|--|
| 2   <b>Bottom Grid</b><br>CK15-36C | 4   <b>Cutting Board</b><br>OA-40S | 5   <b>Universal Roller Mat</b><br>UV-36RM | 6   <b>Strainer Basket</b><br>1145<br>1145SN |
|------------------------------------|------------------------------------|--|--|

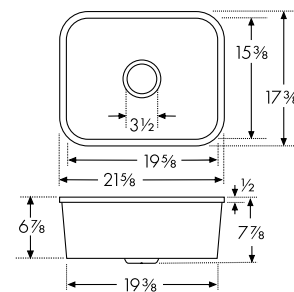
Sink color may vary between each model

CCK110-19WH ■ White **\$935**



SPECIFICATIONS

Interior Dimensions: 19<sup>5</sup>/<sub>8</sub>" x 15<sup>3</sup>/<sub>8</sub>" x 6<sup>7</sup>/<sub>8</sub>"  
 Exterior Dimensions: 21<sup>5</sup>/<sub>8</sub>" x 17<sup>3</sup>/<sub>8</sub>" x 7<sup>5</sup>/<sub>8</sub>"  
 Minimum Cabinet Size: 27"  
 Weight: 39 lbs.  
 Corner Radius: 68mm  
 Installation: Undermount



**Note:** Dimensions may vary by 2% (plus or minus), due to material attributes and firing process. See website for Fireclay Repair Kits. Pop-Up strainer not compatible. **Special installation required - see website.**

ACCESSORIES

- |                                    |                                    |  |  |
|------------------------------------|------------------------------------|--|--|
| 3   <b>Bottom Grid</b><br>CK19-36C | 4   <b>Cutting Board</b><br>OA-40S | 5   <b>Universal Roller Mat</b><br>UV-36RM | 6   <b>Strainer Basket</b><br>1145<br>1145SN |
|------------------------------------|------------------------------------|--|--|

Sink color may vary between each model

ACCESSORIES



- 1 | **Bottom Grid**  
13<sup>3</sup>/<sub>4</sub>" x 10<sup>1</sup>/<sub>16</sub>"  
Coated Stainless  
CK13-36C  
**\$250**



- 2 | **Bottom Grid**  
13<sup>3</sup>/<sub>4</sub>" x 13<sup>3</sup>/<sub>4</sub>"  
Coated Stainless  
CK15-36C  
**\$260**



- 3 | **Bottom Grid**  
18" x 13<sup>1</sup>/<sub>16</sub>"  
Coated Stainless  
CK19-36C  
**\$280**



- 4 | **Cutting Board**  
14<sup>1</sup>/<sub>2</sub>" x 21<sup>1</sup>/<sub>16</sub>"  
Solid Wood  
OA-40S  
**\$435**



- 5 | **Universal Roller Mat**  
18<sup>7</sup>/<sub>16</sub>" x 20"  
Stainless  
UV-36RM  
**\$200**



- 6 | **Strainer Basket**  
Chrome  
1145  
**\$70**  
  
Satin Nickel  
1145SN  
**\$100**

## Faucets

Professional	204 - 209
Absinthe	210 - 215
Pescara	216 - 223
Peak	224 - 225
Ambient	226 - 231
Steel	232 - 237
Active	238 - 243
Kubus	244 - 245
Cube	246 - 249







Pictured FF4250 faucet

## Faucets to the highest standards

From extravagant to purist. From satin nickel to polished chrome. Whether you prefer a flexible, pull-out, or integrated water filter, the Franke faucet range meets every need in every kitchen. Your favorite Franke faucet will be the perfect match for your ideal Franke sink.

### Manufacturing to the finest standards

Outstanding design and quality components come together during the Franke manufacturing process. Strict adherence to Franke manufacturing standards in forming, finishing and final assembly achieves the exceptional quality and durability that makes a Franke faucet the most desired addition to a kitchen.

### Water saving feature

Conserve natural resources and trim your water bill with Franke's water saving feature. Move the handle to the first position for a water-saving 50% flow. Moving the handle to the second position allows for 100% flow.



Look for faucets with the water saving feature icon, as not all faucets have this feature.



### Quality assurance and certifications

Franke faucets are manufactured under the supervision and testing of local and international certifying bodies, including CSA, IAPMO, ICC, and NSF.

All Franke faucets meet the requirements of the Federal Safe Drinking Water Act, NSF372, NSF61 and ASME A112.18.1\CSA B125.




## Make your statement

Franke offers a large selection of premium faucet finishes to complete the design statement in your well-appointed kitchen. Complement or contrast your sink or appliances with one of 11 available finishes from Matte Black for a sophisticated, modern appeal to earthy Stone Grey or our NEW rich Champagne Gold to accent cabinetry and countertops.

### COLOR VARIATIONS



Black Stainless Steel



Satin Nickel



Stainless Steel



Polished Chrome



NEW! Champagne Gold



Matte Black



Onyx



Stone Grey



Oyster



Champagne



Polar White





Pictured FFPD5400 faucet

# Professional


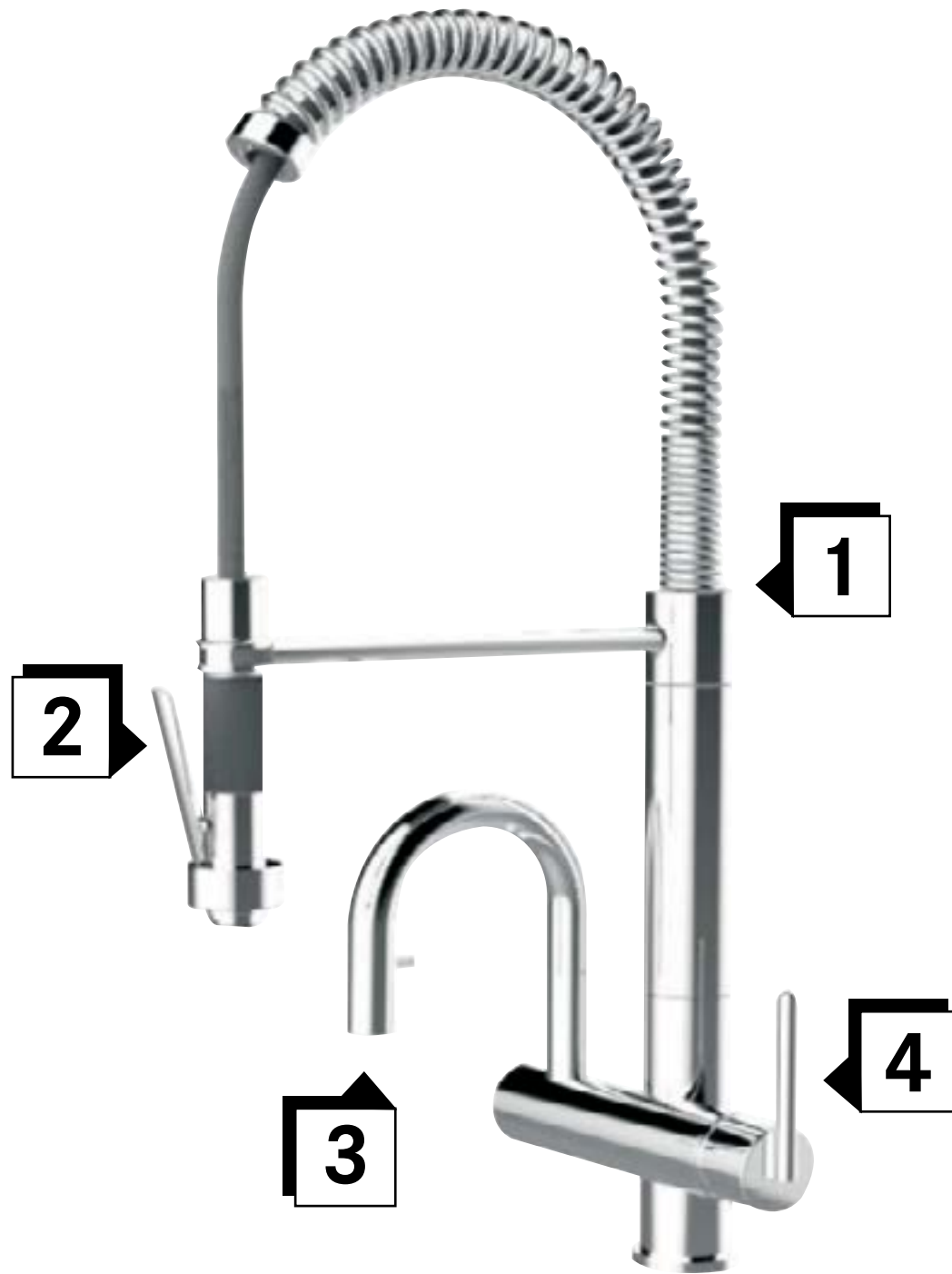
The new standard for faucets

Create a chef-inspired kitchen atmosphere with the Franke Professional faucet laden in luxury and precision. This faucet is the epitome of functionality, with its dual functioning pre-rinse spray head providing a powerful needle spray and stream to blast debris off dirty dishes and produce.

The secondary spout functions as a separate filtered cold water tap (FFPD5400), giving you limitless access to clean and healthy drinking water when paired with a Franke filtration system.




# Professional



1

## Full Coverage Swivel

The 360-degree swivel spout generates a full range of motion, allowing you the flexibility to reach almost any area of your sink, and the tall arch design offers exceptional space for cleaning or filling large pots and pans.



2

## Pre-Rinse Spray

Dual functionality, toggle between spray and stream to make rinsing vegetables or cleaning food residue effortless.



3

## Filtered Water

Provides unlimited access to clean and healthy filtered drinking water when paired with Franke filters. Spout operates independently from spray head. (On select models)



4

## Single Handle Control

Easily maneuver the handle to the perfect blending point between hot and cold water, with one hand.



# Professional by Thorpe

## Design inspiration was an exercise in the balance of form and function.

“The Professional Series for Franke was an exercise in the balance of form and function. Taking cues from the design traditions of the Bauhaus and the precision of Swiss craftsmanship I found the perfect harmony between the expressive formal qualities of the faucet while highlighting its unique purpose. By finding this balance the faucet becomes universal, having the ability to find its place in any environment anywhere in the world,” states Thorpe.

2021 American Architecture Award winner Mark Thorpe established his New York based architectural and design studio in 2010. He has worked extensively in Europe, Asia and the US as an architect and designer, and continues to collaborate on projects with a wide range of partners. He has taught in the Architecture Department at Parson School of Design and the Industrial Design Department of Pratt Institute in New York City.



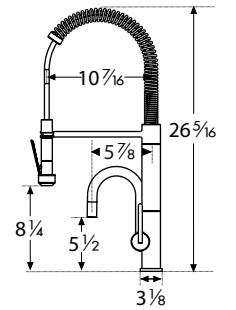
### FFPD5400

FFPD5400 Polished Chrome \$1,450  
 FFPD5480 Satin Nickel \$1,730



#### FEATURES AND BENEFITS

1-Hole Semi-Pro & 3 in 1 Hot/Cold/Filtered Cold  
 Pre-Rinse Spout: Spray + Stream  
 Filling Spout: Cold filtered  
 Flow Rate: 1.75 gpm & .5 gpm  
 Spray Function: Press & Hold  
 Spray Type: Spray & Stream  
 Spout Swivel Range: 360°  
 Cartridge: 35mm Ceramic  
 Countertop Hole Diameter: 1 3/8"  
 Weight: 12 lbs.  
 ADA Compliant



Note: Filter is not included. Please reference pages 258-260 for filtration options.

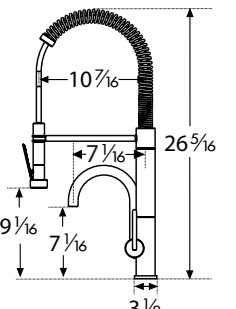
### FFPD5300

FFPD5300 Polished Chrome \$1,350  
 FFPD5380 Satin Nickel \$1,640



#### FEATURES AND BENEFITS

1-Hole Semi-Pro  
 Pre-Rinse Spout: Spray Only  
 Filling Spout: Stream Only  
 Flow Rate: 1.75 gpm  
 Spray Function: Press & Hold  
 Spray Type: Spray & Stream  
 Spout Swivel Range: 360°  
 Cartridge: 35mm Ceramic  
 Countertop Hole Diameter: 1 3/8"  
 Weight: 11 lbs.  
 ADA Compliant



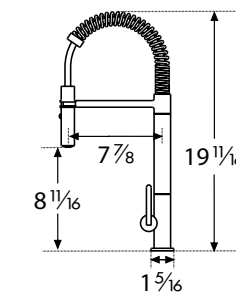
### FF5300

FF5300 Polished Chrome \$880  
 FF5380 Satin Nickel \$1,055



#### FEATURES AND BENEFITS

1-Hole Semi-Pro Pull-Down  
 Flow Rate: 1.75 gpm  
 Spray Function: Toggle  
 Spray Type: Spray & Stream  
 Spout Swivel Range: 360°  
 Cartridge: 35mm Ceramic  
 Countertop Hole Diameter: 1 3/8"  
 Weight: 8 lbs.  
 ADA Compliant



Indicates: Cold Hot Hot/Cold

ADA Compliant: Product is compliant with the American Disabilities Act when properly installed.  
 Faucet supply lines are U.S. standard 3/8" O.D. All faucets can accommodate at least 1 3/4" countertop thickness. Several can accommodate up to 3". Call for additional thickness.



Absinthe  
Faucets

Absinthe  
Faucets

# Absinthe

Feel the Difference

You see the difference at first glance, and you feel it the moment you effortlessly lift the handle. Water starts flowing quickly and effortlessly. That's how you want water in your kitchen, whichever task you're carrying out. The retro-modern design of the Franke Absinthe faucet is nothing less than perfect. The clean style, high precision, and top quality of its metal spray head will win you over. Thanks to the long, rising spout, you can quickly fill any large pot.







Pictured FF5200 faucet, LB15200 filtration faucet



### FFS5200

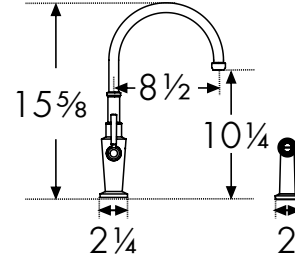
Limited Quantities Available

- FFS5200  Polished Chrome \$900
- FFS5220  Matte Black \$1,080
- FFS5280  Satin Nickel \$1,080
- FFS5290SB  Satin Brass \$1,080







#### FEATURES AND BENEFITS

1-Hole Faucet with Side Spray  
 Flow Rate: 1.75 gpm  
 Spray Function: Press & Hold  
 Spray Type: Spray & Stream  
 Spout Swivel Range: 360°  
 Cartridge: 1/2" Ceramic  
 Countertop Hole Diameter: 1 3/8"  
 Weight: 10 lbs.  
 ADA Compliant 




### FFP5200

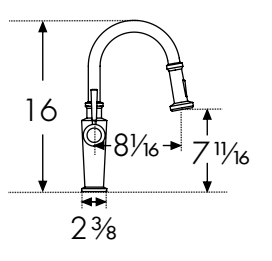
Limited Quantities Available

- FFP5200  Polished Chrome \$725
- FFP5220  Matte Black \$885
- FFP5280  Satin Nickel \$885
- FFP5290SB  Satin Brass \$885







#### FEATURES AND BENEFITS

1-Hole Prep  
 Flow Rate: 1.75 gpm  
 Spray Function: Toggle  
 Spray Type: Spray & Stream  
 Spout Swivel Range: 180°  
 Cartridge: 35mm Ceramic  
 Countertop Hole Diameter: 1 3/8"  
 Weight: 11 lbs.  
 Magnetic Spray Dock  
 ADA Compliant 




### FF5200

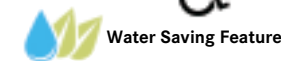
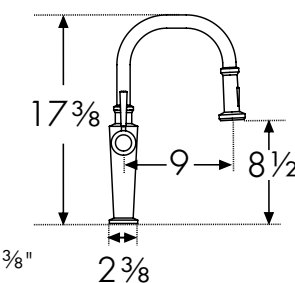
Limited Quantities Available

- FF5200  Polished Chrome \$765
- FF5220  Matte Black \$935
- FF5280  Satin Nickel \$935
- FF5290SB  Satin Brass \$935







#### FEATURES AND BENEFITS

1-Hole Pull-Down  
 Flow Rate: 1.75 gpm  
 Spray Function: Toggle  
 Spray Type: Spray & Stream  
 Spout Swivel Range: 180°  
 Cartridge: 35mm Ceramic  
 Countertop Hole Diameter: 1 3/8"  
 Weight: 11 lbs.  
 Magnetic Spray Dock  
 ADA Compliant 




### FFB5200

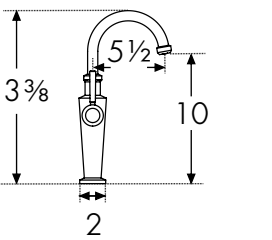
Limited Quantities Available

- FFB5200  Polished Chrome \$550
- FFB5220  Matte Black \$675
- FFB5280  Satin Nickel \$675
- FFB5290SB  Satin Brass \$675







#### FEATURES AND BENEFITS

1-Hole Bar  
 Flow Rate: 1.75 gpm  
 Spray Type: Stream  
 Spout Swivel Range: 360°  
 Cartridge: 28mm Ceramic  
 Countertop Hole Diameter: 1 3/8"  
 Weight: 6 lbs.  
 ADA Compliant 



### FFPS5200

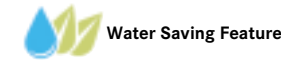
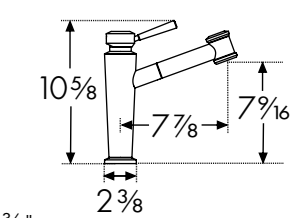
Limited Quantities Available

- FFPS5200  Polished Chrome \$765
- FFPS5220  Matte Black \$935
- FFPS5280  Satin Nickel \$935
- FFPS5290SB  Satin Brass \$935





#### FEATURES AND BENEFITS

1-Hole Pull-Out  
 Flow Rate: 1.75 gpm  
 Spray Function: Toggle  
 Spray Type: Spray & Stream  
 Spout Swivel Range: 180°  
 Cartridge: 35mm Ceramic  
 Countertop Hole Diameter: 1 3/8"  
 Weight: 9 lbs.




### FFT5200

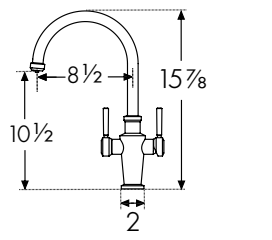
Limited Quantities Available

- FFT5200  Polished Chrome \$725
- FFT5220  Matte Black \$885
- FFT5280  Satin Nickel \$885



#### FEATURES AND BENEFITS





3 in 1 Hot/Cold/Filtered Cold  
 Flow Rate: 1.75 gpm/0.5 gpm  
 Spray Type: Stream  
 Spout Swivel Range: 360°  
 Cartridge: 28mm Ceramic  
 Countertop Hole Diameter: 1 3/8"  
 Weight: 10 lbs.  
 ADA Compliant 



Note: Filter is not included. Please reference pages 258-260 for filtration options.


### PF5200

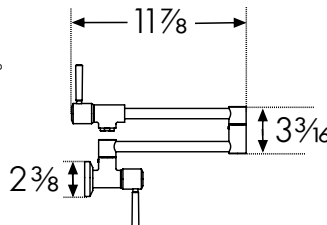
Limited Quantities Available

- PF5200  Polished Chrome \$765
- PF5220  Matte Black \$935
- PF5280  Satin Nickel \$935
- PF5290SB  Satin Brass \$935







#### FEATURES AND BENEFITS

Wall Mount Pot Filler  
 Flow Rate: 2.2 gpm  
 Spout Swivel Range: 180°  
 Cartridge: 1/2" Ceramic  
 Weight: 6 lbs.  
 ADA Compliant 



### DW15000

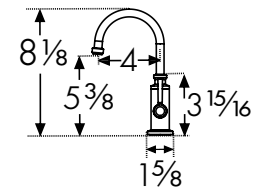
Limited Quantities Available

- DW15000  Polished Chrome \$540
- DW15020  Matte Black \$630
- DW15080  Satin Nickel \$630
- DW15090  Satin Brass \$630



#### FEATURES AND BENEFITS

The Little Butler® Cold Filtered  
 Flow Rate: 0.5 gpm  
 Spray Type: Stream  
 Spout Swivel Range: 360°  
 Cartridge: 3/8" Ceramic  
 Countertop Hole Diameter: 1 1/4"  
 Weight: 3 lbs.  
 ADA Compliant 







Absinthe Faucets

Absinthe Faucets

# Absinthe


## LB15100

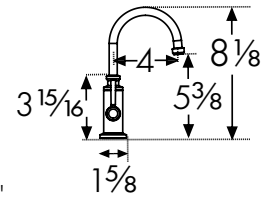
Limited Quantities Available

- LB15100  Polished Chrome \$540
- LB15120  Matte Black \$630
- LB15180  Satin Nickel \$630
- LB15190  Satin Brass \$630







### FEATURES AND BENEFITS

The Little Butler® Hot Filtered  
 Flow Rate: 0.5 gpm  
 Spray Type: Stream  
 Spout Swivel Range: 360°  
 Cartridge: 3/8" Ceramic  
 Countertop Hole Diameter: 1 1/4"  
 Weight: 3 lbs.  
 ADA Compliant 




## LB15200

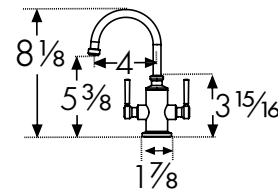
Limited Quantities Available

- LB15200  Polished Chrome \$660
- LB15220  Matte Black \$795
- LB15280  Satin Nickel \$795
- LB15290  Satin Brass \$795



### FEATURES AND BENEFITS





The Little Butler® Hot/Cold Filtered  
 Flow Rate: 0.5 gpm  
 Spray Type: Stream  
 Spout Swivel Range: 360°  
 Cartridge: 3/8" Ceramic  
 Countertop Hole Diameter: 1 1/4"  
 Weight: 3 lbs.  
 ADA Compliant 



# Absinthe Dispenser

## SD5200

Limited Quantities Available

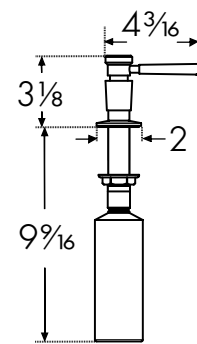
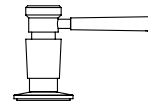
- SD5200  Polished Chrome \$170
- SD5220  Matte Black \$210
- SD5280  Satin Nickel \$210
- SD5290SB  Satin Brass \$210



### FEATURES AND BENEFITS

Hole Size: 1 1/8"  
 Weight: 1 lb.  
 Capacity: 10 oz.

#### Dispenser Head Detail



Indicates:  Cold  Hot  Hot/Cold

Absinthe Faucets

Absinthe Faucets







Pescara  
Faucets

Pescara  
Faucets

# Pescara

Faucets worth talking about


Franke Pescara faucets with a modern yet elegant design are bound to amaze you and your guests. Pescara is one of Franke's faucet ranges that will turn the heads of everyone who wanders into your kitchen, and it will quickly become the room's centerpiece.

The clean design and detailed craftsmanship make Pescara faucets ideal for those who savor simplicity combined with exquisite performance and a simple but impressive aesthetic look for all tastes.




Pictured FF4400 faucet

# Pescara



**1**  
**High Performance Dual Spray Function**  
Move smoothly from spray jet to normal spray without the need to reduce water pressure between modes.



**2**  
**Durable Coil Spring Hose**  
Flexible metal spring hose allows maximum reach of the entire sink.





**3**  
**Magnetic Docking**  
An intuitive, quick release, magnetic dock holds the spray head securely in place when not in use.



**4**  
**Full Coverage Swivel**  
The 360 degree swivel spout generates a full range of motion, allowing you the flexibility to reach almost any area of your sink. The tall arch design offers exceptional space for cleaning or filling large pots and pans.




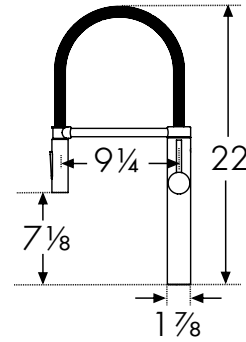
### FFPD4300

- FFPD4300  Polished Chrome \$900
- FFPD4350  Stainless Steel \$1,060



#### FEATURES AND BENEFITS

1-Hole Semi-Pro  
 Flow Rate: 1.75 gpm  
 Spray Function: Toggle  
 Spray Type: Spray & Stream  
 Spout Swivel Range: 360°  
 Cartridge: 35mm Ceramic  
 Countertop Hole Diameter: 1 3/8"  
 Weight: 10 lbs.  
 Magnetic Spray Dock  
 ADA Compliant 




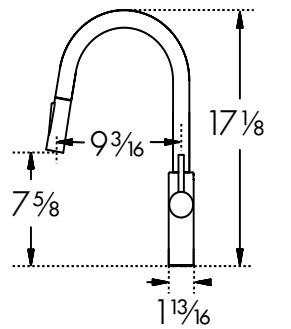
### FF4700

- FF4700  Polished Chrome \$700
- FF4720  Matte Black \$825
- FF4780  Satin Nickel \$825





#### FEATURES AND BENEFITS

1-Hole Pull-Down  
 Flow Rate: 1.75 gpm  
 Spray Function: Toggle  
 Spray Type: Spray & Stream  
 Spout Swivel Range: 180°  
 Cartridge: 35mm Ceramic  
 Countertop Hole Diameter: 1 3/8"  
 Weight: 6 lbs.  
 ADA Compliant 




### FFPD4400

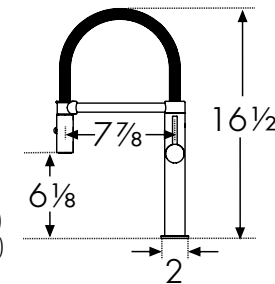
- FFPD4400  Polished Chrome \$750
- FFPD4450  Stainless Steel \$915




#### FEATURES AND BENEFITS

1-Hole Semi-Pro  
 Flow Rate: 1.75 gpm  
 Spray Function: Toggle  
 Spray Type: Spray & Stream  
 Spout Swivel Range: 360°  
 Cartridge: 25mm Ceramic (FFPD4450)  
 28mm Ceramic (FFPD4400)  
 Countertop Hole Diameter: 1 3/8"  
 Weight: 8 lbs.  
 Magnetic Spray Dock  
 ADA Compliant 

 Water Saving Feature (FFPD4400 only)





### FFP4400

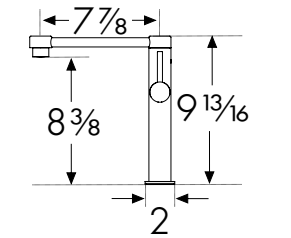
- FFP4400  Polished Chrome \$510
- FFP4480  Satin Nickel \$635





#### FEATURES AND BENEFITS

1-Hole Prep  
 Flow Rate: 1.75 gpm  
 Spray Type: Stream  
 Spout Swivel Range: 360°  
 Cartridge: 28mm Ceramic  
 Countertop Hole Diameter: 1 3/8"  
 Weight: 7 lbs.  
 ADA Compliant 

 Water Saving Feature




### FF4400


- FF4400  Polished Chrome \$730
- FF4420  Matte Black \$880
- FF4480  Satin Nickel \$880

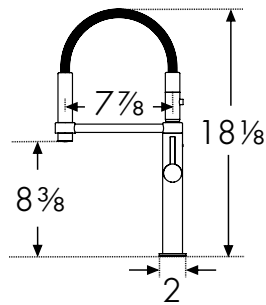


Extended View

#### FEATURES AND BENEFITS

1-Hole Semi-Pro  
 Flow Rate: 1.75 gpm  
 Spray Function: Press & Hold  
 Spray Type: Spray & Stream  
 Spout Swivel Range: 360°  
 Cartridge: 28mm Ceramic  
 Countertop Hole Diameter: 1 3/8"  
 Weight: 8 lbs.  
 Magnetic Spray Dock  
 ADA Compliant 

 Water Saving Feature




### PFD4400

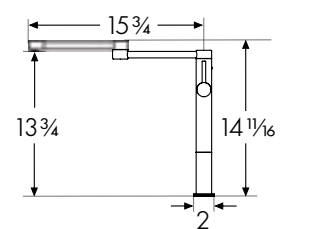
- PFD4400  Polished Chrome \$730
- PFD4480  Satin Nickel \$765




#### FEATURES AND BENEFITS

Deck Mount Pot Filler  
 Flow Rate: 1.75 gpm  
 Spout Swivel Range: 360°  
 Cartridge: 28mm Ceramic  
 Countertop Hole Diameter: 1 3/8"  
 Weight: 8 lbs.  
 ADA Compliant 

 Water Saving Feature



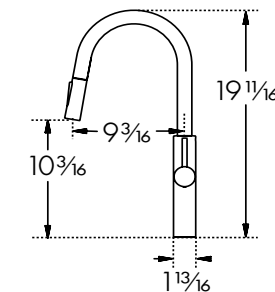
### FF4800

- FF4800  Polished Chrome \$730
- FF4880  Satin Nickel \$880




#### FEATURES AND BENEFITS

1-Hole Pull-Down  
 Flow Rate: 1.75 gpm  
 Spray Function: Toggle  
 Spray Type: Spray & Stream  
 Spout Swivel Range: 180°  
 Cartridge: 35mm Ceramic  
 Countertop Hole Diameter: 1 3/8"  
 Weight: 7 lbs.  
 ADA Compliant 




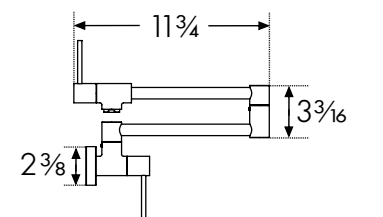
### PF4400

- PF4400  Polished Chrome \$730
- PF4480  Satin Nickel \$880



#### FEATURES AND BENEFITS

Wall Mount Pot Filler  
 Flow Rate: 2.2 gpm  
 Spout Swivel Range: 180°  
 Cartridge: 1/2" Ceramic  
 Weight: 6 lbs.  
 ADA Compliant 




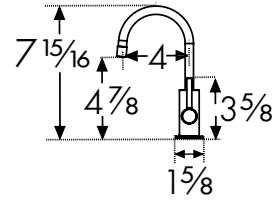
## DW16000

DW16000		Polished Chrome	\$520
DW16040		Gun Metal	\$610
DW16061		Copper	\$610
DW16065		Bronze	\$610
DW16080		Satin Nickel	\$610






### FEATURES AND BENEFITS

The Little Butler® Cold Filtered  
 Flow Rate: 0.5 gpm  
 Spray Type: Stream  
 Spout Swivel Range: 360°  
 Cartridge: 3/8" Ceramic  
 Countertop Hole Diameter: 1 1/4"  
 Weight: 3 lbs.  
 ADA Compliant 




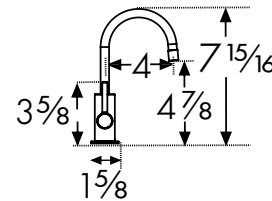
## LB16100

LB16100		Polished Chrome	\$520
LB16120		Matte Black	\$610
LB16190		Satin Brass	\$610



### FEATURES AND BENEFITS

The Little Butler® Hot Filtered  
 Flow Rate: 0.5 gpm  
 Spray Type: Stream  
 Spout Swivel Range: 360°  
 Cartridge: 3/8" Ceramic  
 Countertop Hole Diameter: 1 1/4"  
 Weight: 3 lbs.  
 ADA Compliant 



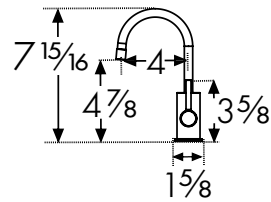
## LB16200

LB16200		Polished Chrome	\$660
LB16220		Matte Black	\$795



### FEATURES AND BENEFITS

The Little Butler® Hot/Cold Filtered  
 Flow Rate: 0.5 gpm  
 Spray Type: Stream  
 Spout Swivel Range: 360°  
 Cartridge: 3/8" Ceramic  
 Countertop Hole Diameter: 1 1/4"  
 Weight: 3 lbs.  
 ADA Compliant 



Indicates:  Cold  Hot  Hot/Cold

ADA Compliant: Product is compliant with the American Disabilities Act when properly installed.  
 Faucet supply lines are U.S. standard 3/8" O.D. All faucets can accommodate at least 1 3/4" countertop thickness. Several can accommodate up to 3". Call for additional thickness.



Pictured PFD4400 faucet



# Peak

Seriously enjoyable


It takes two to create the perfect stainless steel faucet: Passion and precision. We've invested decades of stainless steel experience and 1000's of hours to perfect the fine lines and the solid manufacture of the Peak faucet.

The Peak faucet makes its entrance showing outstanding features, such as the swivel spout and semi-pro pull-down nozzle. The pore-free surface is scratch-, heat- and corrosion-resistant stainless steel, easy to keep hygienic and clean.




Pictured FFPD5550 faucet

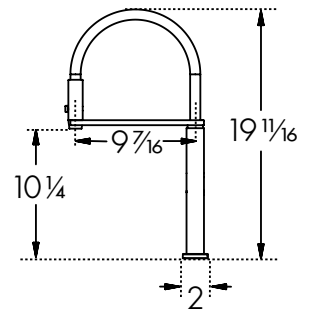
## FFPD5550

FFPD5550  Stainless Steel \$860



### FEATURES AND BENEFITS

1-Hole Semi-Pro  
Flow Rate: 1.75 gpm  
Spray Function: Toggle  
Spray Type: Spray & Stream  
Spout Swivel Range: 360°  
Cartridge: 35mm Ceramic  
Countertop Hole Diameter: 1 3/8"  
Weight: 8 lbs.  
ADA Compliant 





Ambient  
Faucets

Ambient  
Faucets

# Ambient

The perfect faucet for the perfect kitchen

Your faucet needs to be stylish yet practical, sophisticated, and with a great, long-lasting design, just like Franke's elegantly designed Ambient faucets.


Our top-quality Ambient faucets are equipped with a long extendable nozzle enabling you to fill large pots quickly and giving you all the freedom to work in and around your sink. They come with a Franke ceramic disk cartridge to guarantee excellent, long-lasting, smooth water flow. Enhance your workspace with the collection's filtration faucets and pot filler to have all the functions you need—in a beautifully coordinated style.



Pictured FF3120MBK faucet



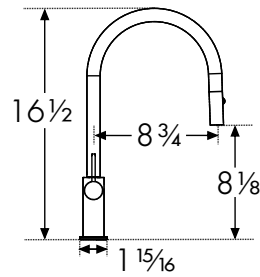
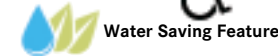
### FF3100

- FF3100**  Polished Chrome \$700
- FF3120MBK**  Matte Black \$825
- FF3180**  Satin Nickel \$825



#### FEATURES AND BENEFITS

1-Hole Pull-Down  
 Flow Rate: 1.75 gpm  
 Spray Function: Toggle  
 Spray Type: Spray & Stream  
 Spout Swivel Range: 180°  
 Cartridge: 28mm Ceramic  
 Countertop Hole Diameter: 1 3/8"  
 Weight: 6 lbs.  
 Magnetic Spray Dock  
 ADA Compliant



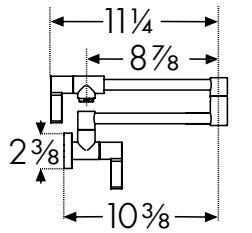
### PF3100

- PF3100**  Polished Chrome \$700
- PF3120MBK**  Matte Black \$825
- PF3180**  Satin Nickel \$825





#### FEATURES AND BENEFITS

Wall Mount Pot Filler  
 Flow Rate: 2.2 gpm  
 Spout Swivel Range: 180°  
 Cartridge: 1/2" Ceramic  
 Weight: 5 lbs.  
 ADA Compliant



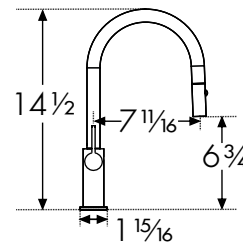
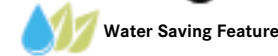
### FFP3100

- FFP3100**  Polished Chrome \$660
- FFP3120MBK**  Matte Black \$785
- FFP3180**  Satin Nickel \$785





#### FEATURES AND BENEFITS

1-Hole Pull-Down Prep  
 Flow Rate: 1.75 gpm  
 Spray Function: Toggle  
 Spray Type: Spray & Stream  
 Spout Swivel Range: 180°  
 Cartridge: 28mm Ceramic  
 Countertop Hole Diameter: 1 3/8"  
 Weight: 6 lbs.  
 ADA Compliant



### FFT3100

- FFT3100**  Polished Chrome \$660
- FFT3180**  Satin Nickel \$785

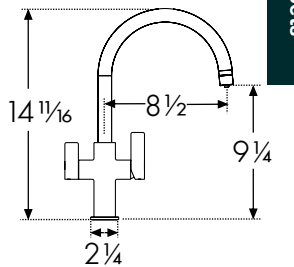


#### FEATURES AND BENEFITS



3 in 1 Hot/Cold/Filtered Cold  
 Flow Rate: 1.75 gpm/0.5 gpm  
 Spray Type: Stream  
 Spout Swivel Range: 360°  
 Cartridge: 28mm Ceramic  
 Countertop Hole Diameter: 1 3/8"  
 Weight: 6 lbs.  
 ADA Compliant  
 Not compatible with heating tank



Note: Filter is not included. Please reference pages 258-260 for filtration options.



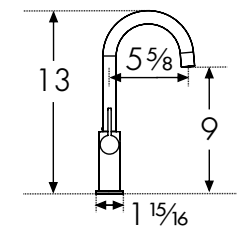
### FFB3100

- FFB3100**  Polished Chrome \$465
- FFB3120MBK**  Matte Black \$590
- FFB3180**  Satin Nickel \$590






#### FEATURES AND BENEFITS

1-Hole Bar  
 Flow Rate: 1.75 gpm  
 Spray Type: Stream  
 Spout Swivel Range: 360°  
 Cartridge: 28mm Ceramic  
 Countertop Hole Diameter: 1 3/8"  
 Weight: 5 lbs.  
 ADA Compliant



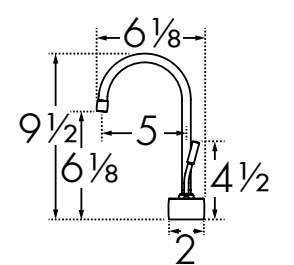
### DW7000C

- DW7000C**  Polished Chrome \$495
- DW7020C**  Matte Black \$595
- DW7080C**  Satin Nickel \$595





#### FEATURES AND BENEFITS

The Little Butler® Cold Filtered  
 Flow Rate: 0.5 gpm  
 Spray Type: Stream  
 Spout Swivel Range: 360°  
 Cartridge: 3/8" Ceramic  
 Countertop Hole Diameter: 1 3/8"  
 Weight: 3 lbs.  
 ADA Compliant



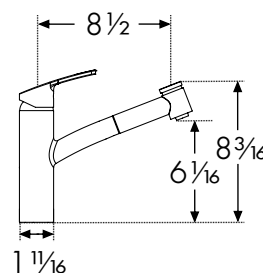
### FFPS3600

- FFPS3600**  Polished Chrome \$530
- FFPS3680**  Satin Nickel \$660



#### FEATURES AND BENEFITS

1-Hole Pull-Out  
 Flow Rate: 1.75 gpm  
 Spray Function: Toggle  
 Spray Type: Spray & Stream  
 Spout Swivel Range: 110°  
 Cartridge: 35mm Ceramic  
 Countertop Hole Diameter: 1 3/8"  
 Weight: 6 lbs.  
 ADA Compliant



ADA Compliant: Product is compliant with the American Disabilities Act when properly installed.

Faucet supply lines are U.S. standard 3/8" O.D. All faucets can accommodate at least 1 3/4" countertop thickness. Several can accommodate up to 3". Call for additional thickness.

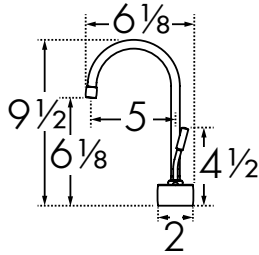
### LB7100C

- LB7100C  Polished Chrome \$495
- LB7120C  Matte Black \$595
- LB7180C  Satin Nickel \$595



#### FEATURES AND BENEFITS

The Little Butler® Hot Filtered  
 Flow Rate: 0.5 gpm  
 Spray Type: Stream  
 Spout Swivel Range: 360°  
 Cartridge: 3/8" Ceramic  
 Countertop Hole Diameter: 1 3/8"  
 Weight: 3 lbs.  
 ADA Compliant 




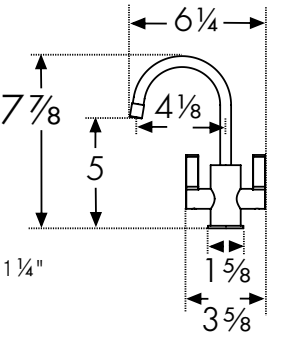
### LB10200

- LB10200  Polished Chrome \$660
- LB10220  Matte Black \$795
- LB10280  Satin Nickel \$795






#### FEATURES AND BENEFITS

The Little Butler® Hot/Cold Filtered  
 Flow Rate: 0.5 gpm  
 Spray Type: Stream  
 Spout Swivel Range: 360°  
 Cartridge: 3/8" Ceramic  
 Countertop Hole Diameter: 1 1/4"  
 Weight: 3 lbs.  
 ADA Compliant 



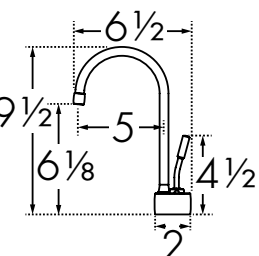
### LB7200C

- LB7200C  Polished Chrome \$680
- LB7220C  Matte Black \$815
- LB7280C  Satin Nickel \$815






#### FEATURES AND BENEFITS

The Little Butler® Hot/Cold Filtered  
 Flow Rate: 0.5 gpm  
 Spray Type: Stream  
 Spout Swivel Range: 360°  
 Cartridge: 3/8" Ceramic  
 Countertop Hole Diameter: 1 3/8"  
 Weight: 3 lbs.  
 ADA Compliant 



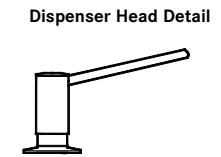
### SD3100

- SD3100  Polished Chrome \$150
- SD3120MBK  Matte Black \$190
- SD3180  Satin Nickel \$190

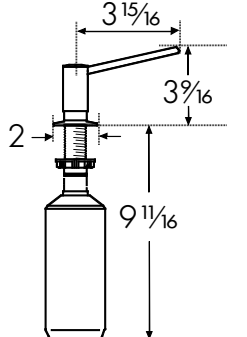


#### FEATURES AND BENEFITS



Hole Size: 1 1/8"  
 Weight: 1 lb.  
 Capacity: 10 oz.



### Ambient Dispenser



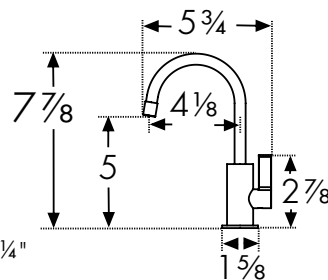
### DW10000

- DW10000  Polished Chrome \$520
- DW10020  Matte Black \$610





#### FEATURES AND BENEFITS

The Little Butler® Cold Filtered  
 Flow Rate: 0.5 gpm  
 Spray Type: Stream  
 Spout Swivel Range: 360°  
 Cartridge: 3/8" Ceramic  
 Countertop Hole Diameter: 1 1/4"  
 Weight: 2 lbs.  
 ADA Compliant 



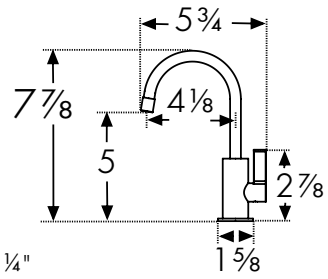
### LB10120

- LB10120  Matte Black \$610
- LB10180  Satin Nickel \$610



#### FEATURES AND BENEFITS

The Little Butler® Hot Filtered  
 Flow Rate: 0.5 gpm  
 Spray Type: Stream  
 Spout Swivel Range: 360°  
 Cartridge: 3/8" Ceramic  
 Countertop Hole Diameter: 1 1/4"  
 Weight: 3 lbs.  
 ADA Compliant 



Indicates:  Cold  Hot  Hot/Cold

Indicates:  Cold  Hot  Hot/Cold





Steel  
Faucets

Steel  
Faucets

# Steel

Cooking starts with a drop of water

How many liters of water run through your kitchen tap day by day? So, isn't it reasonable to spend a few minutes evaluating which faucet you want? The Steel faucets, for instance, combine all the advantages of a modern tap in a straightforward design: a high, rotating spout for cleaning fruit and vegetables and filling large pots quickly.

With the pull-down spray, use becomes even more sophisticated and professional. The single-lever handle offers you the exact amount and temperature of water in one twist. The Steel faucets are built in solid, corrosion-resistant stainless steel and equipped with a 35mm cartridge for a highly functional, long-lasting experience.



Pictured FFP3450 faucet, LB13150 filtration faucet and SD3450 soap dispenser


### FF3452SS

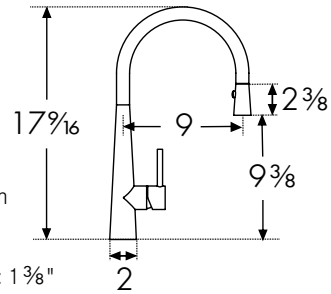
**FF3452SS**  Stainless Steel **\$965**

 Suitable for outdoor use



#### FEATURES AND BENEFITS

1-Hole Pull-Down  
 Flow Rate: 1.75 gpm  
 Spray Function: Toggle  
 Spray Type: Spray & Stream  
 Spout Swivel Range: 360°  
 Cartridge: 35mm Ceramic  
 Countertop Hole Diameter: 1 3/8"  
 Weight: 8 lbs.  
 316 Stainless Steel  
 ADA Compliant 




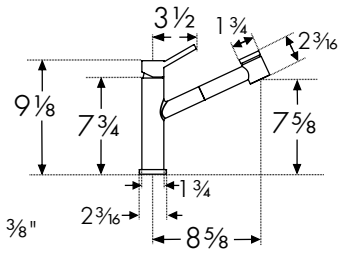
### FFPS3450

**FFPS3450**  Stainless Steel **\$720**  
**FFPS3425BSS**  Black Stainless Steel **\$880**  
**FFPS3491CHG**  Champagne Gold **\$880**



#### FEATURES AND BENEFITS

1-Hole Pull-Out  
 Flow Rate: 1.75 gpm  
 Spray Function: Toggle  
 Spray Type: Spray & Stream  
 Spout Swivel Range: 150°  
 Cartridge: 35mm Ceramic  
 Countertop Hole Diameter: 1 3/8"  
 Weight: 8 lbs.  
 ADA Compliant 




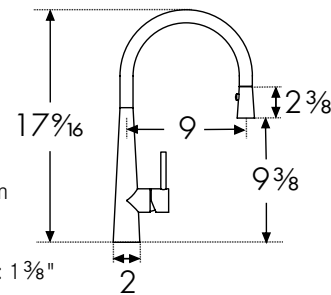
### FF3450

**FF3450**  Stainless Steel **\$790**  
**FF3425BSS**  Black Stainless Steel **\$965**  
**FF3491CHG**  Champagne Gold **\$965**



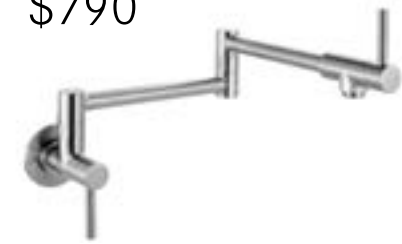
#### FEATURES AND BENEFITS

1-Hole Pull-Down  
 Flow Rate: 1.75 gpm  
 Spray Function: Toggle  
 Spray Type: Spray & Stream  
 Spout Swivel Range: 360°  
 Cartridge: 35mm Ceramic  
 Countertop Hole Diameter: 1 3/8"  
 Weight: 8 lbs.  
 ADA Compliant 




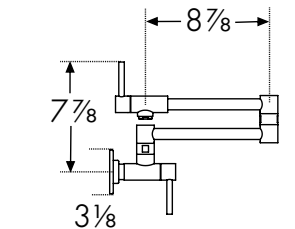
### PF3450

**PF3450**  Stainless Steel **\$790**





#### FEATURES AND BENEFITS

Wall Mount Pot Filler  
 Flow Rate: 2.2 gpm  
 Spout Swivel Range: 180°  
 Cartridge: 1/2" Ceramic  
 Weight: 6 lbs.  
 ADA Compliant 




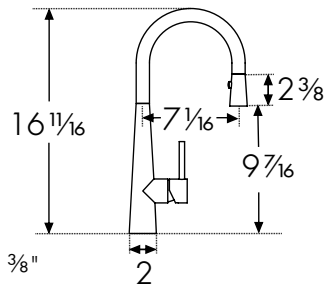
### FFP3450

**FFP3450**  Stainless Steel **\$720**  
**FFP3425BSS**  Black Stainless Steel **\$880**  
**FFP3491CHG**  Champagne Gold **\$880**



#### FEATURES AND BENEFITS

1-Hole Pull-Down Prep  
 Flow Rate: 1.75 gpm  
 Spray Function: Toggle  
 Spray Type: Spray & Stream  
 Spout Swivel Range: 360°  
 Cartridge: 35mm Ceramic  
 Countertop Hole Diameter: 1 3/8"  
 Weight: 8 lbs.  
 ADA Compliant 




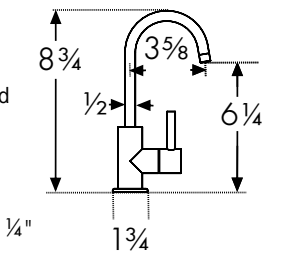
### DW13050

**DW13050**  Stainless Steel **\$545**  
**DW13025BSS**  Black Stainless Steel **\$660**  
**DW13091CHG**  Champagne Gold **\$660**






#### FEATURES AND BENEFITS

The Little Butler® Cold Filtered  
 Flow Rate: 0.5 gpm  
 Spray Function: Stream  
 Spout Swivel Range: 360°  
 Cartridge: 3/8" Ceramic  
 Countertop Hole Diameter: 1 1/4"  
 Weight: 3 lbs.  
 ADA Compliant 




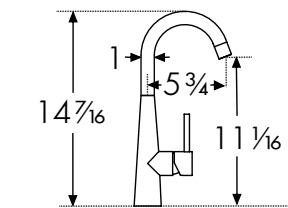
### FFB3450

**FFB3450**  Stainless Steel **\$560**  
**FFB3425BSS**  Black Stainless Steel **\$685**  
**FFB3491CHG**  Champagne Gold **\$685**



#### FEATURES AND BENEFITS

1-Hole Bar  
 Flow Rate: 1.75 gpm  
 Spray Type: Stream  
 Spout Swivel Range: 360°  
 Cartridge: 35mm Ceramic  
 Countertop Hole Diameter: 1 3/8"  
 Weight: 5 lbs.  
 ADA Compliant 




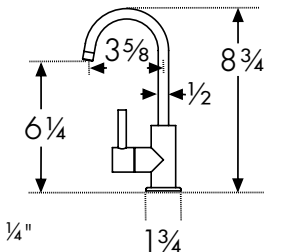
### LB13150

**LB13150**  Stainless Steel **\$545**  
**LB13125BSS**  Black Stainless Steel **\$660**  
**LB13191CHG**  Champagne Gold **\$660**



#### FEATURES AND BENEFITS

The Little Butler® Hot Filtered  
 Flow Rate: 0.5 gpm  
 Spray Type: Stream  
 Spout Swivel Range: 360°  
 Cartridge: 3/8" Ceramic  
 Countertop Hole Diameter: 1 1/4"  
 Weight: 3 lbs.  
 ADA Compliant 



Indicates:  Cold  Hot  Hot/Cold





Steel

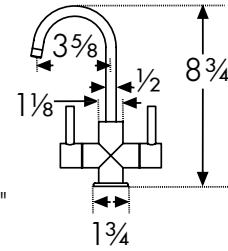
LB13250

- LB13250  Stainless Steel \$670
- LB13225BSS  Black Stainless Steel \$790
- NEW LB13291CHG  Champagne Gold \$790



FEATURES AND BENEFITS

The Little Butler®  
 Hot/Cold Filtered  
 Flow Rate: 0.5 gpm  
 Spray Type: Stream  
 Spout Swivel Range: 360°  
 Cartridge: 3/8" Ceramic  
 Countertop Hole Diameter: 1 1/4"  
 Weight: 4 lbs.  
 ADA Compliant



Steel Dispenser

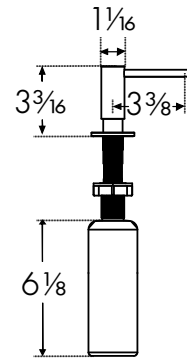
SD3450SS

- SD3450SS  Stainless Steel \$285
- SD3425BSS  Black Stainless Steel \$285
- NEW SD3491CHG  Champagne Gold \$285

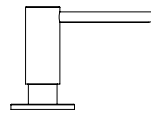


FEATURES AND BENEFITS

Hole Size: 1 1/8"  
 Weight: 1 lb.  
 Capacity: 11.5 oz.  
 316 Stainless Steel



Dispenser Head Detail



Indicates: Cold Hot Hot/Cold





Active  
Faucets

Active  
Faucets

# Active

Exceptional design, inside and out

Our Active faucets offer the best of both worlds - design and sustainability. With two designs, each available in a range of stunning finishes, the appeal is obvious. However, there is much more to these faucets than just great looks.

Delivering exceptional functionality, our Active faucets are designed for improved sustainability - actively saving both water and energy. Plus, they use fewer components and smaller amounts of costly materials such as brass, but without any compromise to quality.



Pictured FF5820MBK faucet



# EXCEPTIONAL DESIGN, INSIDE AND OUT

The Active faucets range



## Stylishly Sustainable

ECO Cartridge uses up to 50% less water

Our Active faucets offer the best of both worlds - design and sustainability. With two design options, each available in a range of stunning contemporary finishes, the appeal is obvious.

The secret to this performance is the environmentally beneficial ECO cartridge, which is designed to limit both the flow and temperature of the water.

But that's not all, our Active faucets also feature a Laminar Aerator, delivering a crystal clear, non-splashing water stream and spray jet function, for more powerful, precise cleaning.



Your perfect fit is out there

### The Active Neo Faucets

In a choice of contemporary colors.

#### STYLES



#### FINISHES



Sufficient water & pressure at just **50% open**

### The Active Plus Faucets

Available in a number of soft, sophisticated hues.

#### STYLES



#### FINISHES



Remove the lever and turn the ring nut inside to limit the flow temperature\*

\*always refer to the installation manual

# Active



1

### Dual Function Spray Head

Delivering a more powerful stream thanks to the needle spray used, it is easier to rinse fruit and vegetables, as well as remove stubborn dirt from dishes. The stream can also reach every part of the sink, making it easier to clean.



2

### Water Saving

The stepped lever helps you use less water, reducing your environmental impact. With the lever open just 50% of the way, the Active faucet will deliver sufficient water with enough pressure and at a suitable temperature to suit most tasks.



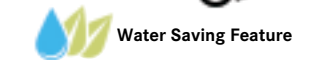
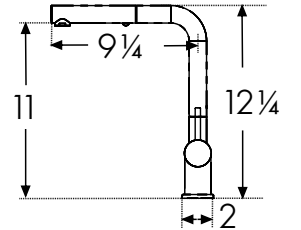
## Active Plus FFPS5800

FFPS5800CH	Polished Chrome	\$640
FFPS5801ONY	Onyx	\$770
FFPS5804OYS	Oyster	\$770
FFPS5805CHA	Champagne	\$770
FFPS5807STG	Stone Grey	\$770
FFPS5808PWT	Polar White	\$770
FFPS5820MBK	Matte Black	\$770
FFPS5880SN	Satin Nickel	\$770



### FEATURES AND BENEFITS

1-Hole Pull-Out  
Flow Rate: 1.75 gpm  
Spray Function: Toggle  
Spray Type: Spray & Stream  
Spout Swivel Range: 360°  
Cartridge: 35mm Ceramic  
Countertop Hole Diameter: 1 3/8"  
Weight: 7 lbs.  
ADA Compliant



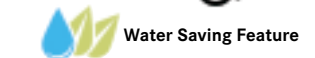
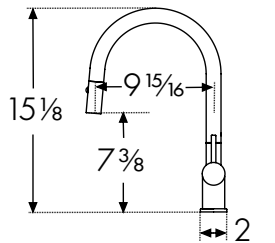
## Active Neo FF5800

FF5800CH	Polished Chrome	\$640
FF5820MBK	Matte Black	\$770
FF5880SN	Satin Nickel	\$770



### FEATURES AND BENEFITS

1-Hole Pull-Down  
Flow Rate: 1.75 gpm  
Spray Type: Toggle  
Spray Type: Spray & Stream  
Spout Swivel Range: 360°  
Cartridge: 35mm Ceramic  
Countertop Hole Diameter: 1 3/8"  
Weight: 8 lbs.  
ADA Compliant



## SD3200

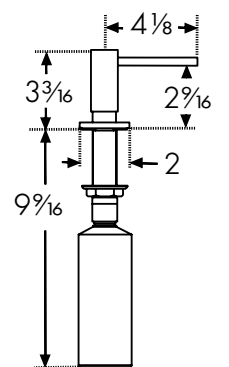
SD3200	Polished Chrome	\$145
SD3201	Onyx	\$180
SD3204	Oyster	\$180
SD3205	Champagne	\$180
SD3207	Stone Grey	\$180
SD3214	Polar White	\$180
SD3220	Matte Black	\$180
SD3280	Satin Nickel	\$180



### FEATURES AND BENEFITS

Hole Size: 1 1/8"  
Weight: 1 lb.  
Capacity: 10 oz.

### Active Dispenser





# Kubus

Change your perspective

With its inclined geometric design and elegant, stainless-steel look, Kubus stands out in the kitchen. But there is much more to this sophisticated faucet than meets the eye.

The height of the swivel spout allows you to fill large pots quickly and offers greater freedom and flexibility when working at the sink. The Kubus pull-down faucet convenient spray head is discreetly hidden inside the spout. After use, it smoothly glides back into place thanks to a magnetic connection.




Pictured FF4250 faucet

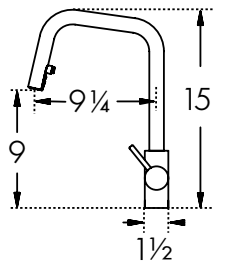
## FF4250

FF4250 ■ Stainless Steel \$680



### FEATURES AND BENEFITS

- 1-Hole Pull-Down
- Flow Rate: 1.75 gpm
- Spray Function: Toggle
- Spray Type: Spray & Stream
- Spout Swivel Range: 180°
- Cartridge: 35mm Ceramic
- Countertop Hole Diameter: 1 3/8"
- Weight: 7 lbs.
- ADA Compliant 




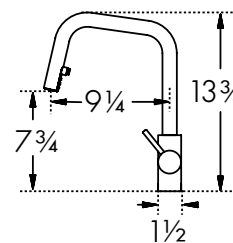
## FFP4250

FFP4250 ■ Stainless Steel \$610



### FEATURES AND BENEFITS

- 1-Hole Pull-Down Prep
- Flow Rate: 1.75 gpm
- Spray Function: Toggle
- Spray Type: Spray & Stream
- Spout Swivel Range: 180°
- Cartridge: 35mm Ceramic
- Countertop Hole Diameter: 1 3/8"
- Weight: 6 lbs.
- ADA Compliant 




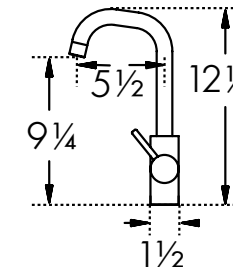
## FFB4250

FFB4250 ■ Stainless Steel \$495



### FEATURES AND BENEFITS

- 1-Hole Bar
- Flow Rate: 1.75 gpm
- Spray Type: Stream
- Spout Swivel Range: 180°
- Cartridge: 35mm Ceramic
- Countertop Hole Diameter: 1 3/8"
- Weight: 4 lbs.
- ADA Compliant 





Pictured FFPD3350 faucet

# Cube

Performs at every level

The Franke Cube faucet range is exceptionally stylish, timeless and durable. Their functional design is what makes them valuable on an everyday basis. You can conveniently wash dishes or fill a large pot under the high spout. The pull-out spray and 360 degree spray provide maximum reach to every corner of the sink.






### FF3352

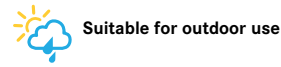
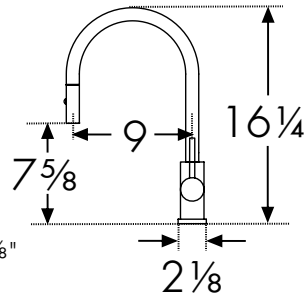
FF3352  Stainless Steel

\$850






**FEATURES AND BENEFITS**

1-Hole Pull-Down  
 Flow Rate: 1.75 gpm  
 Spray Function: Toggle  
 Spray Type: Spray & Stream  
 Spout Swivel Range: 360°  
 Cartridge: 35mm Ceramic  
 Countertop Hole Diameter: 1 3/8"  
 Weight: 10 lbs.  
 316 Stainless Steel  
 ADA Compliant 




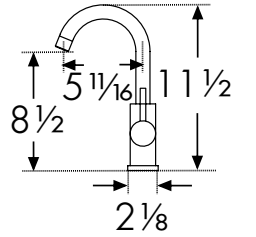
### FFB3350

FFB3350  Stainless Steel \$540  
 FFB3325BSS  Black Stainless Steel \$660  
 FFB3391CHG  Champagne Gold \$660






**FEATURES AND BENEFITS**

1-Hole Bar  
 Flow Rate: 1.75 gpm  
 Spray Type: Stream  
 Spout Swivel Range: 360°  
 Cartridge: 35mm Ceramic  
 Countertop Hole Diameter: 1 3/8"  
 Weight: 7 lbs.  
 ADA Compliant 




### FF3350

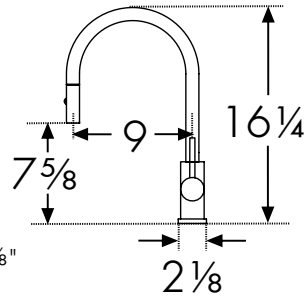
FF3350  Stainless Steel \$700  
 FF3325BSS  Black Stainless Steel \$850  
 FFB3391CHG  Champagne Gold \$850

\$700  
 \$850  
 \$850



**FEATURES AND BENEFITS**

1-Hole Pull-Down  
 Flow Rate: 1.75 gpm  
 Spray Function: Toggle  
 Spray Type: Spray & Stream  
 Spout Swivel Range: 360°  
 Cartridge: 35mm Ceramic  
 Countertop Hole Diameter: 1 3/8"  
 Weight: 10 lbs.  
 ADA Compliant 



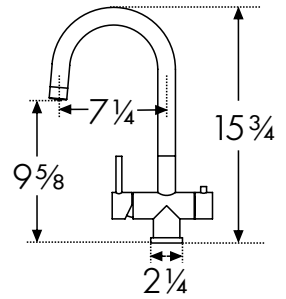
### FFT3350

FFT3350  Stainless Steel \$665



**FEATURES AND BENEFITS**

3 in 1 Hot/Cold/Filtered Cold  
 Flow Rate: 1.75 gpm/0.5 gpm  
 Spray Type: Full & Stream  
 Spout Swivel Range: 360°  
 Cartridge: 35mm Ceramic  
 Countertop Hole Diameter: 1 3/8"  
 Weight: 7 lbs.  
 ADA Compliant   
 Not compatible with heating tank




### FFPD3350

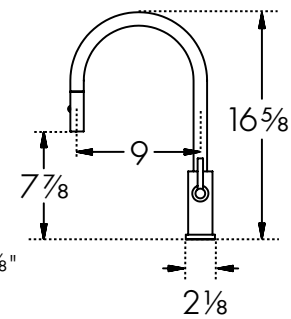
FFPD3350  Stainless Steel

\$665






**FEATURES AND BENEFITS**

1-Hole Pull-Down, 2 Handle  
 Flow Rate: 1.75 gpm  
 Spray Function: Toggle  
 Spray Type: Spray & Stream  
 Spout Swivel Range: 360°  
 Cartridge: 1/2" Ceramic  
 Countertop Hole Diameter: 1 3/8"  
 Weight: 8 lbs.  
 ADA Compliant 



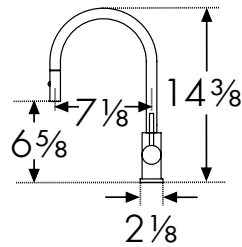
### FFP3350

FFP3350  Stainless Steel \$665  
 FFP3325BSS  Black Stainless Steel \$810  
 FFP3391CHG  Champagne Gold \$810



**FEATURES AND BENEFITS**

1-Hole Prep  
 Flow Rate: 1.75 gpm  
 Spray Function: Toggle  
 Spray Type: Spray & Stream  
 Spout Swivel Range: 360°  
 Cartridge: 35mm Ceramic  
 Countertop Hole Diameter: 1 3/8"  
 Weight: 10 lbs.  
 ADA Compliant 



ADA Compliant: Product is compliant with the American Disabilities Act when properly installed.  
 Faucet supply lines are U.S. standard 3/8" O.D. All faucets can accommodate at least 1 3/4" countertop thickness. Several can accommodate up to 3". Call for additional thickness.



## Every drop is wonderful

Franke pioneered multi-tasking kitchen faucets. Today, our beautifully designed range of point-of-use faucets, which dispense hot, cold and filtered water, are considered the blueprint for faucets that go the extra step. By combining the beauty of our most stylish designs and the technologically advanced ceramic water filtration of the Franke StillPure system, we've created the perfect addition to a health-focused kitchen.

### Pure water when you need it

Invisible to the eye and even to the tongue, contaminants, lead, toxins, industrial pollutants, pesticides and even diseases are passed through local water systems into our homes. Unfortunately, filtration pitchers don't fully filter out impurities, and bottled water creates waste. Franke StillPure delivers delicious, water right from the tap.

### Styled for convenience

With the Franke StillPure filtration system you can choose from a full range of faucet designs to fit your style.

### Confidence to know its pure

When you understand the importance of filtered water, you'll want to use StillPure for everything you do in your kitchen. That's why we created point-of-use faucets that deliver filtered water where and when you need it. Instantly rinse, prep and cook with the clean water. With Franke StillPure, it's always right at hand.



Point-of-Use  
Filtration Faucet



Undercounter  
Water Filter



Heating Tank



Water Chiller



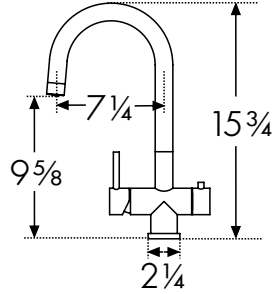
Cube  
FFT3350

FFT3350 ■ Stainless Steel \$665



FEATURES AND BENEFITS

3 in 1 Hot/Cold/Filtered Cold  
Flow Rate: 1.75 gpm/0.5 gpm  
Spray Type: Full & Stream  
Spout Swivel Range: 360°  
Cartridge: 35mm Ceramic  
Countertop Hole Diameter: 1 3/8"  
Weight: 7 lbs.  
ADA Compliant  
Not compatible with heating tank



Note: Filter is not included. Please reference pages 258-260 for filtration options.

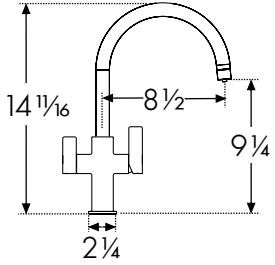
Ambient  
FFT3100

FFT3100 ■ Polished Chrome \$660  
FFT3180 ■ Satin Nickel \$785

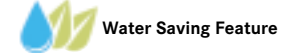


FEATURES AND BENEFITS

3 in 1 Hot/Cold/Filtered Cold  
Flow Rate: 1.75 gpm/0.5 gpm  
Spray Type: Stream  
Spout Swivel Range: 360°  
Cartridge: 28mm Ceramic  
Countertop Hole Diameter: 1 3/8"  
Weight: 6 lbs.  
ADA Compliant  
Not compatible with heating tank



Note: Filter is not included. Please reference pages 258-260 for filtration options.



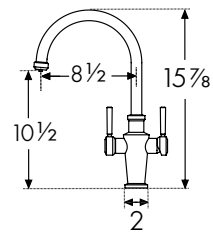
Absinthe  
FFT5200

FFT5200 ■ Polished Chrome \$725  
FFT5220 ■ Matte Black \$885  
FFT5280 ■ Satin Nickel \$885



FEATURES AND BENEFITS

3 in 1 Hot/Cold/Filtered Cold  
Flow Rate: 1.75 gpm/0.5 gpm  
Spray Type: Stream  
Spout Swivel Range: 360°  
Cartridge: 28mm Ceramic  
Countertop Hole Diameter: 1 3/8"  
Weight: 10 lbs.  
ADA Compliant



Note: Filter is not included. Please reference pages 258-260 for filtration options.

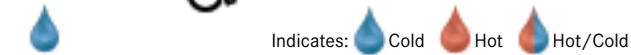
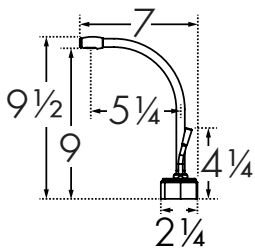
Logik  
DW9000C

DW9000C ■ Polished Chrome \$485  
DW9080C ■ Satin \$585



FEATURES AND BENEFITS

The Little Butler®  
Cold Filtered  
Flow Rate: 0.5 gpm  
Spray Function: Stream  
Spout Swivel Range: 360°  
Cartridge: 3/8" Ceramic  
Countertop Hole Diameter: 1 3/8"  
Weight: 3 lbs.  
ADA Compliant



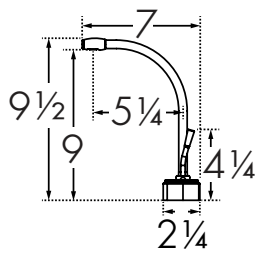
Logik  
LB9100C

LB9100C ■ Polished Chrome \$485  
LB9180C ■ Satin Nickel \$585



FEATURES AND BENEFITS

The Little Butler® Hot Filtered  
Flow Rate: 0.5 gpm  
Spray Type: Stream  
Spout Swivel Range: 360°  
Cartridge: 3/8" Ceramic  
Countertop Hole Diameter: 1 3/8"  
Weight: 3 lbs.  
ADA Compliant



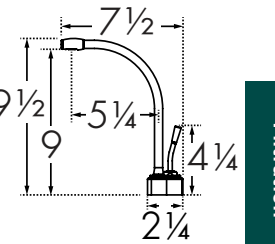
Logik  
LB9200C

LB9200C ■ Polished Chrome \$670  
LB9280C ■ Satin Nickel \$795



FEATURES AND BENEFITS

The Little Butler® Hot/Cold Filtered  
Flow Rate: 0.5 gpm  
Spray Type: Stream  
Spout Swivel Range: 360°  
Cartridge: 3/8" Ceramic  
Countertop Hole Diameter: 1 3/8"  
Weight: 3 lbs.  
ADA Compliant



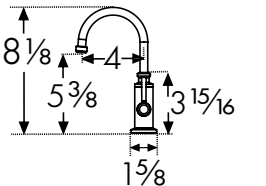
Absinthe  
DW15000

Limited Quantities Available  
DW15000 ■ Polished Chrome \$540  
DW15020 ■ Matte Black \$630  
DW15080 ■ Satin Nickel \$630  
DW15090 ■ Satin Brass \$630



FEATURES AND BENEFITS

The Little Butler® Cold Filtered  
Flow Rate: 0.5 gpm  
Spray Type: Stream  
Spout Swivel Range: 360°  
Cartridge: 3/8" Ceramic  
Countertop Hole Diameter: 1 1/4"  
Weight: 3 lbs.  
ADA Compliant



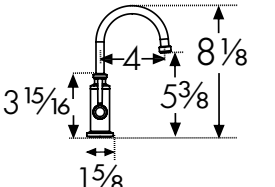
Absinthe  
LB15100

Limited Quantities Available  
LB15100 ■ Polished Chrome \$540  
LB15120 ■ Matte Black \$630  
LB15180 ■ Satin Nickel \$630  
LB15190 ■ Satin Brass \$630



FEATURES AND BENEFITS

The Little Butler® Hot Filtered  
Flow Rate: 0.5 gpm  
Spray Type: Stream  
Spout Swivel Range: 360°  
Cartridge: 3/8" Ceramic  
Countertop Hole Diameter: 1 1/4"  
Weight: 3 lbs.  
ADA Compliant



ADA Compliant: Product is compliant with the American Disabilities Act when properly installed. All faucets can accommodate at least 1-3/4" countertop thickness. Several can accommodate up to 3". Call for additional thicknesses. Recommended Pressure Range: 15-75 PSI. All Franke filtration faucets have been certified to comply with NSF61 and NSF372 drinking water system component requirements. These requirements meet California Health and Safety Code requirements for low lead (AB1953) as well as the low lead requirements of the US Safe Drinking Water Act. Franke faucets also meet the water efficiency requirements of the California Energy Commission and the US Department of Energy.

ADA Compliant: Product is compliant with the American Disabilities Act when properly installed. All faucets can accommodate at least 1-3/4" countertop thickness. Several can accommodate up to 3". Call for additional thicknesses. Recommended Pressure Range: 15-75 PSI. All Franke filtration faucets have been certified to comply with NSF61 and NSF372 drinking water system component requirements. These requirements meet California Health and Safety Code requirements for low lead (AB1953) as well as the low lead requirements of the US Safe Drinking Water Act. Franke faucets also meet the water efficiency requirements of the California Energy Commission and the US Department of Energy.

Absinthe  
**LB15200**

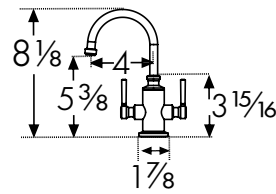
Limited Quantities Available

- LB15200** Polished Chrome **\$660**
- LB15220** Matte Black **\$795**
- LB15280** Satin Nickel **\$795**
- LB15290** Satin Brass **\$795**



FEATURES AND BENEFITS

The Little Butler® Hot/Cold Filtered  
Flow Rate: 0.5 gpm  
Spray Type: Stream  
Spout Swivel Range: 360°  
Cartridge: 3/8" Ceramic  
Countertop Hole Diameter: 1 1/4"  
Weight: 3 lbs.  
ADA Compliant



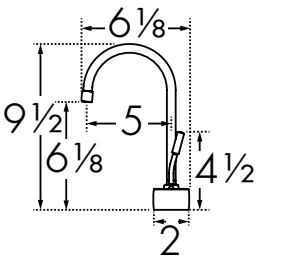
Ambient  
**DW7000C**

- DW7000C** Polished Chrome **\$495**
- DW7020C** Matte Black **\$595**
- DW7080C** Satin Nickel **\$595**



FEATURES AND BENEFITS

The Little Butler® Cold Filtered  
Flow Rate: 0.5 gpm  
Spray Type: Stream  
Spout Swivel Range: 360°  
Cartridge: 3/8" Ceramic  
Countertop Hole Diameter: 1 3/8"  
Weight: 3 lbs.  
ADA Compliant



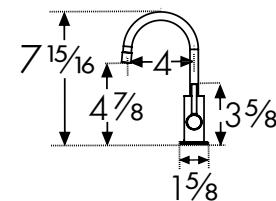
Pescara  
**DW16000**

- DW16000** Polished Chrome **\$520**
- DW16040** Gun Metal **\$610**
- DW16061** Copper **\$610**
- DW16065** Bronze **\$610**
- DW16080** Satin Nickel **\$610**



FEATURES AND BENEFITS

The Little Butler® Cold Filtered  
Flow Rate: 0.5 gpm  
Spray Type: Stream  
Spout Swivel Range: 360°  
Cartridge: 3/8" Ceramic  
Countertop Hole Diameter: 1 1/4"  
Weight: 3 lbs.  
ADA Compliant



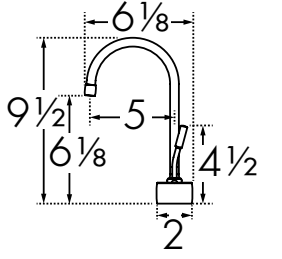
Ambient  
**LB7100C**

- LB7100C** Polished Chrome **\$495**
- LB7120C** Matte Black **\$595**
- LB7180C** Satin Nickel **\$595**



FEATURES AND BENEFITS

The Little Butler® Hot Filtered  
Flow Rate: 0.5 gpm  
Spray Type: Stream  
Spout Swivel Range: 360°  
Cartridge: 3/8" Ceramic  
Countertop Hole Diameter: 1 3/8"  
Weight: 3 lbs.  
ADA Compliant



Pescara  
**LB16100**

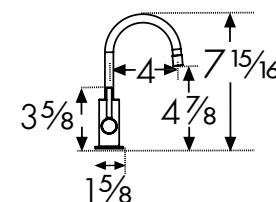
Limited Quantities Available

- LB16100** Polished Chrome **\$520**
- LB16120** Matte Black **\$610**
- LB16190** Satin Brass **\$610**



FEATURES AND BENEFITS

The Little Butler® Hot Filtered  
Flow Rate: 0.5 gpm  
Spray Type: Stream  
Spout Swivel Range: 360°  
Cartridge: 3/8" Ceramic  
Countertop Hole Diameter: 1 1/4"  
Weight: 3 lbs.  
ADA Compliant



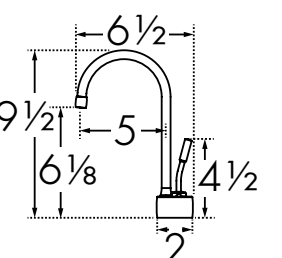
Ambient  
**LB7200C**

- LB7200C** Polished Chrome **\$680**
- LB7220C** Matte Black **\$815**
- LB7280C** Satin Nickel **\$815**



FEATURES AND BENEFITS

The Little Butler® Hot/Cold Filtered  
Flow Rate: 0.5 gpm  
Spray Type: Stream  
Spout Swivel Range: 360°  
Cartridge: 3/8" Ceramic  
Countertop Hole Diameter: 1 3/8"  
Weight: 3 lbs.  
ADA Compliant



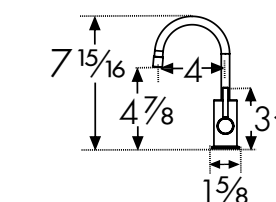
Pescara  
**LB16200**

- LB16200** Polished Chrome **\$660**
- LB16220** Matte Black **\$795**



FEATURES AND BENEFITS

The Little Butler® Hot/Cold Filtered  
Flow Rate: 0.5 gpm  
Spray Type: Stream  
Spout Swivel Range: 360°  
Cartridge: 3/8" Ceramic  
Countertop Hole Diameter: 1 1/4"  
Weight: 3 lbs.  
ADA Compliant



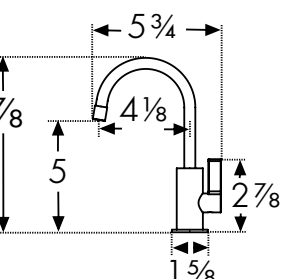
Ambient  
**DW10000**

- DW10000** Polished Chrome **\$520**
- DW10020** Matte Black **\$610**



FEATURES AND BENEFITS

The Little Butler® Cold Filtered  
Flow Rate: 0.5 gpm  
Spray Type: Stream  
Spout Swivel Range: 360°  
Cartridge: 3/8" Ceramic  
Countertop Hole Diameter: 1 1/4"  
Weight: 2 lbs.  
ADA Compliant



Indicates: Cold Hot Hot/Cold

Indicates: Cold Hot Hot/Cold

ADA Compliant: Product is compliant with the American Disabilities Act when properly installed. All faucets can accommodate at least 1-3/4" countertop thickness. Several can accommodate up to 3". Call for additional thicknesses. Recommended Pressure Range: 15-75 PSI. All Franke filtration faucets have been certified to comply with NSF61 and NSF372 drinking water system component requirements. These requirements meet California Health and Safety Code requirements for low lead (AB1953) as well as the low lead requirements of the US Safe Drinking Water Act. Franke faucets also meet the water efficiency requirements of the California Energy Commission and the US Department of Energy.

ADA Compliant: Product is compliant with the American Disabilities Act when properly installed. All faucets can accommodate at least 1-3/4" countertop thickness. Several can accommodate up to 3". Call for additional thicknesses. Recommended Pressure Range: 15-75 PSI. All Franke filtration faucets have been certified to comply with NSF61 and NSF372 drinking water system component requirements. These requirements meet California Health and Safety Code requirements for low lead (AB1953) as well as the low lead requirements of the US Safe Drinking Water Act. Franke faucets also meet the water efficiency requirements of the California Energy Commission and the US Department of Energy.



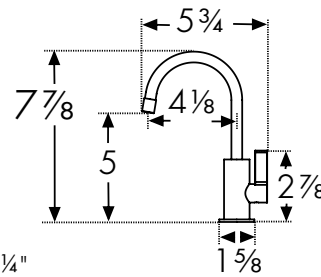
Ambient  
**LB10120**

- LB10120** Matte Black \$610
- LB10180** Satin Nickel \$610



FEATURES AND BENEFITS

The Little Butler®  
Hot Filtered  
Flow Rate: 0.5 gpm  
Spray Type: Stream  
Spout Swivel Range: 360°  
Cartridge: 3/8" Ceramic  
Countertop Hole Diameter: 1 1/4"  
Weight: 3 lbs.  
ADA Compliant



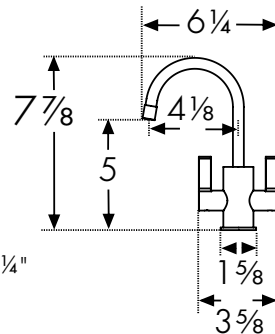
Ambient  
**LB10200**

- LB10200** Polished Chrome \$660
- LB10220** Matte Black \$795
- LB10280** Satin Nickel \$795



FEATURES AND BENEFITS

The Little Butler®  
Hot/Cold Filtered  
Flow Rate: 0.5 gpm  
Spray Type: Stream  
Spout Swivel Range: 360°  
Cartridge: 3/8" Ceramic  
Countertop Hole Diameter: 1 1/4"  
Weight: 3 lbs.  
ADA Compliant



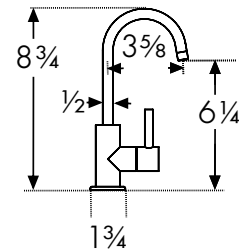
Steel  
**DW13050**

- DW13050** Stainless Steel \$545
- DW13025BSS** Black Stainless Steel \$660
- DW13091CHG** Champagne Gold \$660



FEATURES AND BENEFITS

The Little Butler® Cold Filtered  
Flow Rate: 0.5 gpm  
Spray Function: Stream  
Spout Swivel Range: 360°  
Cartridge: 3/8" Ceramic  
Countertop Hole Diameter: 1 1/4"  
Weight: 3 lbs.  
ADA Compliant



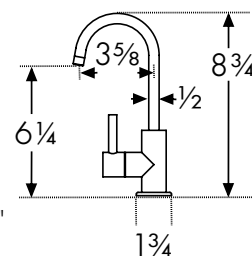
Steel  
**LB13150**

- LB13150** Stainless Steel \$545
- LB13125BSS** Black Stainless Steel \$660
- LB1391CHG** Champagne Gold \$660



FEATURES AND BENEFITS

The Little Butler® Hot Filtered  
Flow Rate: 0.5 gpm  
Spray Type: Stream  
Spout Swivel Range: 360°  
Cartridge: 3/8" Ceramic  
Countertop Hole Diameter: 1 1/4"  
Weight: 3 lbs.  
ADA Compliant



Indicates: Cold Hot Hot/Cold

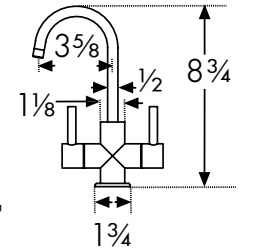
Steel  
**LB13250**

- LB13250** Stainless Steel \$670
- LB13225BSS** Black Stainless Steel \$790
- LB13291CHG** Champagne Gold \$790



FEATURES AND BENEFITS

The Little Butler®  
Hot/Cold Filtered  
Flow Rate: 0.5 gpm  
Spray Type: Stream  
Spout Swivel Range: 360°  
Cartridge: 3/8" Ceramic  
Countertop Hole Diameter: 1 1/4"  
Weight: 4 lbs.  
ADA Compliant



Indicates: Cold Hot Hot/Cold

## HT-400 \$520


### The Little Butler® Heating Tank

For use with all Franke hot only and hot/cold filtration faucets.



#### FEATURES AND BENEFITS

- Heats up to 60 cups per hour close to boiling temperature
- 8 pre-set temperature settings
- Electronic temperature control, max 208 degrees
- 5/8 gallon stainless steel tank
- 1100 Watts
- 5 year warranty
- 8 lbs.
- Compatible with RO water systems



## CT-200 \$1,250

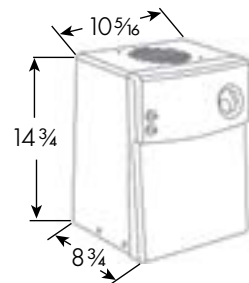
### The Little Butler® Chiller

For use with all Franke cold only filtration faucets.



#### FEATURES AND BENEFITS

- Chills 1 gallon per hour
- Water temperature 40 degrees
- Power: cord, 4 feet, 115 volts, 60 HZ
- 135 Watts
- Stainless steel tank & tubing
- 1 year limited warranty
- 25 lbs.
- Compatible with RO water systems



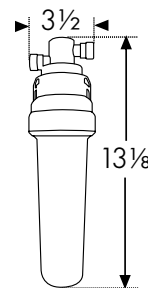
## FRCNSTR100 \$250

### Filtration Canister



#### FEATURES AND BENEFITS

- FRC06 filter cartridge included
- Fits FRC06, FRC07, FRC08, FRC09 and FRC10 filters
- Thermoplastic housing
- Built-in shutoff valve
- Integrated installation bracket
- Quick connect 3/8" push fitting
- 10 year warranty
- BPA Free
- 3 lbs.



## FRCNSTR \$400

### Filtration Canister



#### FEATURES AND BENEFITS

- FRC06 filter cartridge included
- Fits FRC06, FRC07, FRC08, FRC09 and FRC10 filters
- Solid stainless steel housing
- Easy installation bracket included
- Quick connect 3/8" push fitting
- 5 year warranty
- 4 lbs.



Indicates: Cold Hot Hot/Cold

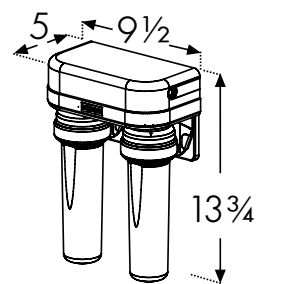
## FRCNSTR-DUO-1 \$450

### Dual Filtration Canister



#### FEATURES AND BENEFITS

- FRC06 and FRC09 filters included
- Fits FRC06, FRC07, FRC08, FRC09 and FRC10 filters
- Thermoplastic housing
- Built-in shutoff valve
- Integrated installation bracket
- Quick connect 3/8" push fitting
- 10 year warranty
- BPA Free
- 6 lbs.



### How to determine which filter to order if the replacement filter model number is not identified on the canister:

1. Locate the serial number on your canister
2. If the serial number begins with FR then order the FRX02 filter set
3. If the serial number begins with FRC then order the FRC06, and FRC09 filter set

### Contaminant Reduction Overview

FILTRATION CRITERIA	PRIMARY FILTERS		PRE-FILTERS
	FRX02	FRC06	FRC09
Reduces Chlorine	X	X	
Reduces Particulates and Turbidity	X	X	
Reduces Cysts (Cryptosporidium)	X	X	
Reduces Bacteria (E Coli)	X	X	
Reduces Insecticides and Herbicides	X	X	
Reduces Lead	X	X	
Reduces Sediment			X

Note: See individual filter product data sheets for details on specific contaminants filtered.



# Filtration

**FRX02** \$95

Filter



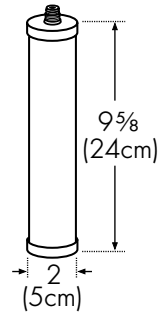
### FEATURES AND BENEFITS

Reduces:

- Chlorine (taste and odor)
- Particulate and turbidity
- Cysts (Cryptosporidium)
- Lead

Note: See filter product data sheet for details on specific contaminants filtered.

1 lb.



**FRC06** \$95  
**FRC06-2PK** \$175

Filter



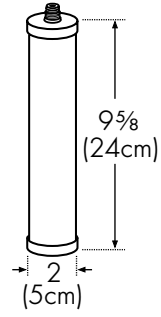
### FEATURES AND BENEFITS

Reduces:

- Chlorine (taste and odor)
- Particulate and turbidity
- Cysts (Cryptosporidium)
- Lead

Note: See filter product data sheet for details on specific contaminants filtered.

1 lb.



**FRC09** \$55

Filter



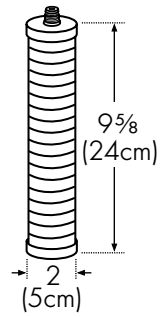
### FEATURES AND BENEFITS

Reduces:

- Sediment

Note: See filter product data sheet for details on specific contaminants filtered.

1 lb.



Filtration

Filtration





Soap  
Dispensers

Soap  
Dispensers

# Soap Dispensers

The appearance of cleanliness

Whether you use these dispensers for dish soap, hand soap or hand sanitizer, it's a sink-side must have. It dispenses the perfect amount of liquid so you can get on with your tasks quickly and efficiently.



Pictured SD3200 soap dispenser



Square  
**SD-800**

- SD-800**  Polished Chrome
- SD-880N**  Satin Nickel

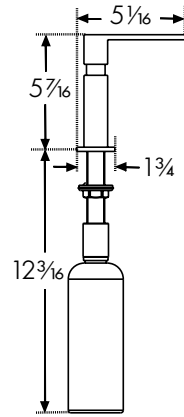
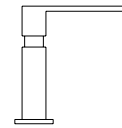
\$455  
\$545



FEATURES AND BENEFITS

Hole Size: 1 1/8"  
Weight: 3 lbs.  
Capacity: 16 oz.

Dispenser Head Detail



Ambient  
**SD3100**

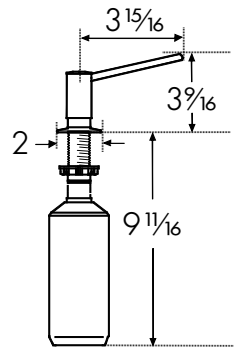
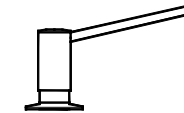
- SD3100**  Polished Chrome \$150
- SD3120MBK**  Matte Black \$190
- SD3180**  Satin Nickel \$190



FEATURES AND BENEFITS

Hole Size: 1 1/8"  
Weight: 1 lb.  
Capacity: 10 oz.

Dispenser Head Detail



Twin  
**SD-500**

- SD-500**  Polished Chrome
- SD-580N**  Satin Nickel

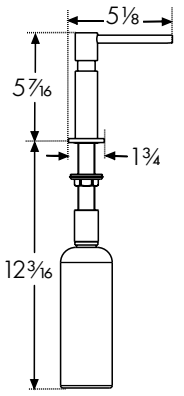
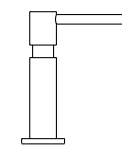
\$340  
\$410



FEATURES AND BENEFITS

Hole Size: 1 1/8"  
Weight: 2 lbs.  
Capacity: 16 oz.

Dispenser Head Detail



Active  
**SD3200**

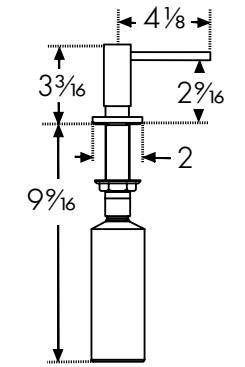
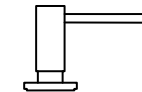
- SD3200**  Polished Chrome \$145
- SD3201**  Onyx \$180
- SD3204**  Oyster \$180
- SD3205**  Champagne \$180
- SD3207**  Stone Grey \$180
- SD3214**  Polar White \$180
- SD3220**  Matte Black \$180
- SD3280**  Satin Nickel \$180



FEATURES AND BENEFITS

Hole Size: 1 1/8"  
Weight: 1 lb.  
Capacity: 10 oz.

Dispenser Head Detail



Steel  
**SD3450SS**

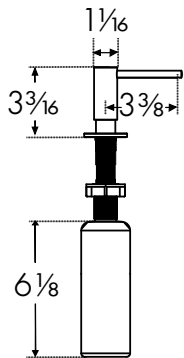
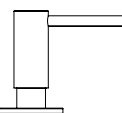
- SD3450SS**  Stainless Steel \$285
- SD3425BSS**  Black Stainless Steel \$285
- SD3491CHG**  Champagne Gold \$285



FEATURES AND BENEFITS

Hole Size: 1 1/8"  
Weight: 1 lb.  
Capacity: 11.5 oz.  
316 Stainless Steel

Dispenser Head Detail



Absinthe  
**SD5200**

Limited Quantities Available

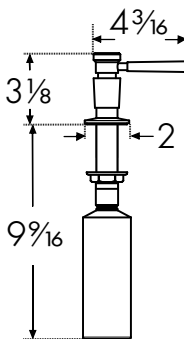
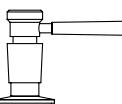
- SD5200**  Polished Chrome \$170
- SD5220**  Matte Black \$210
- SD5280**  Satin Nickel \$210
- SD5290SB**  Satin Brass \$210



FEATURES AND BENEFITS

Hole Size: 1 1/8"  
Weight: 1 lb.  
Capacity: 10 oz.

Dispenser Head Detail



Soap Dispensers

Soap Dispensers



# Waste Disposers

Keep the kitchen hygienic

Designed to liquefy organic waste so it can be harmlessly flushed into the sewer, returning biodegradable materials back to the earth, Waste Disposers are discreet, easy to install and energy and water efficient. Equipped with an antimicrobial agent, Bio Shield®, that will reduce odor causing bacteria, and the Silver Guard®\* feature that offers a magnetic rim to prevent metal objects from falling into the disposer.

\*On selected models






# Waste Disposers



1

## Silver Guard®

In a perfect world, only food waste falls into the disposer, but we know this is not every day life. Sometimes things fall in that shouldn't. So we've added Silver Guard - a magnetic rim that keeps metal objects from falling into the disposer.\*



2

## Powerful, Efficient Motor

Full torque at initial revolution uses less water and electricity and gets the job done quickly.



3

## Hygienic Kitchen

Our disposers have Bio Shield® antimicrobial agents molded into the internal components which inhibits the growth of bacteria and reduces odors, so you can rest easy knowing your kitchen will smell as good as it looks.



4


## Easy to Install

Three bolt mounting system for a fast easy installation.

\*On selected models

### Specification Guide

ITEM	WARRANTY	MOTOR TYPE	POWER CORD	SHREDDER BLADE TYPE	SOUND INSULATED SHELL
<b>FWDJ125 (1 1/4HP)</b>	Limited Lifetime	2800 rpm Jam-Resistant DC motor	Included	Stainless	Yes
<b>FWDJ75B (3/4HP)</b>	10 Years	2700 rpm Jam-Resistant DC motor	Included	Stainless	Yes
<b>FWDJ75 (3/4HP)</b>	10 Years	2700 rpm Jam-Resistant DC motor	Included	Stainless	Yes
<b>FWDJ50 (1/2HP)</b>	5 Years	2600 rpm Jam-Resistant DC motor	Included	Stainless	Yes
<b>WDJ75 (3/4HP)</b>	5 Years	2700 rpm Jam-Resistant DC motor	Included	Galvanized	No
<b>WDJ75NC (3/4HP)</b>	5 Years	2700 rpm Jam-Resistant DC motor	No Cord	Galvanized	No
<b>WDJ50 (1/2HP)</b>	3 Years	2600 rpm Jam-Resistant DC motor	Included	Galvanized	No
<b>WDJ50NC (1/2HP)</b>	3 Years	2600 rpm Jam-Resistant DC motor	No Cord	Galvanized	No
<b>WDJ33 (1/3HP)</b>	2 Years	2400 rpm Jam-Resistant DC motor	Included	Galvanized	No

Franke waste disposers are  certified Finer grinding for septic system compatibility in ALL models, with no additional chemicals needed.

**FWDJ125** \$610

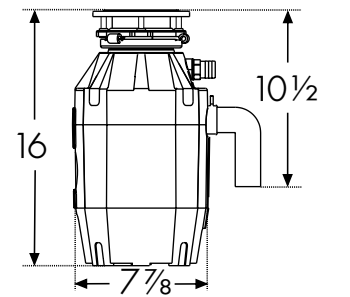
1 1/4 HP Disposer



**FEATURES AND BENEFITS**

- Horsepower: 1 1/4
- Feed: Continuous
- RPM: 2800
- Silverguard®
- Warranty: Lifetime
- Bio Shield®
- Sound Insulated Shell
- Stainless Steel Grinding Chamber
- Torque Master® Balanced Grinding Systems

19 lbs.



**FWDJ75B** \$565

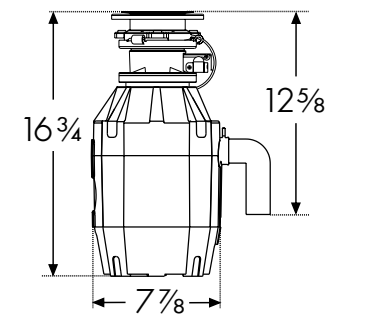
3/4 HP Disposer



**FEATURES AND BENEFITS**

- Horsepower: 3/4
- Feed: Batch
- RPM: 2700
- Warranty: 10 Year
- Bio Shield®
- Sound Insulated Shell
- Stainless Steel Grinding Chamber
- Torque Master® Balanced Grinding Systems

18 lbs.



**FWDJ75** \$465

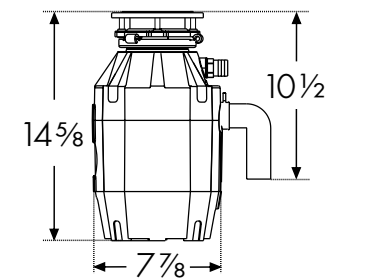
3/4 HP Disposer



**FEATURES AND BENEFITS**

- Horsepower: 3/4
- Feed: Continuous
- RPM: 2700
- Silverguard®
- Warranty: 10 Year
- Bio Shield®
- Sound Insulated Shell
- Stainless Steel Grinding Chamber
- Torque Master® Balanced Grinding Systems

17 lbs.



**FWDJ50** \$290

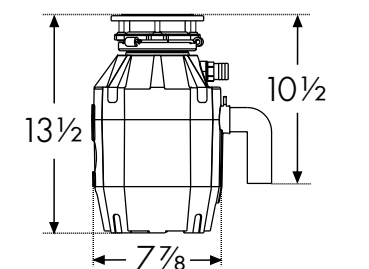
1/2 HP Disposer



**FEATURES AND BENEFITS**

- Horsepower: 1/2
- Feed: Continuous
- RPM: 2600
- Warranty: 5 Year
- Bio Shield®
- Sound Insulated Shell
- Stainless Steel Grinding Chamber
- Torque Master® Balanced Grinding Systems

15 lbs.





**WDJ75** \$345

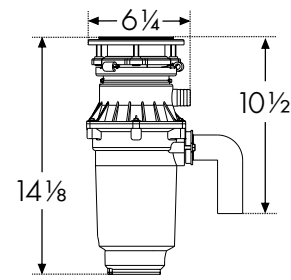
¾ HP Disposer



FEATURES AND BENEFITS

- Horsepower: ¾
- Feed: Continuous
- RPM: 2700
- Warranty: 5 Year
- Bio Shield®
- Torque Master® Balanced Grinding Systems

13 lbs.



**WDJ33** \$205

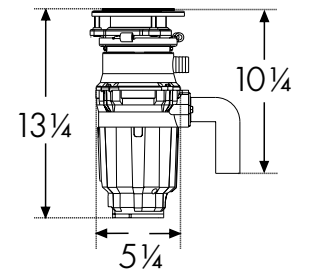
⅓ HP Disposer



FEATURES AND BENEFITS

- Horsepower: ⅓
- Feed: Continuous
- RPM: 2400
- Warranty: 2 Year
- Bio Shield®
- Torque Master® Balanced Grinding Systems

10 lbs.



**WDJ75NC** \$320

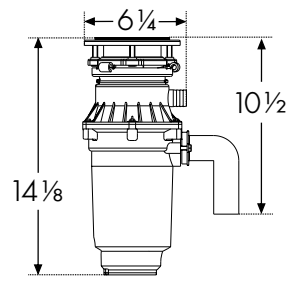
¾ HP Disposer  
Without Power Cord



FEATURES AND BENEFITS

- Horsepower: ¾
- Feed: Continuous
- RPM: 2700
- Warranty: 5 Year
- Bio Shield®
- Torque Master® Balanced Grinding Systems

13 lbs.




**WD9088** \$150

Controller  
Requires disposer air switch



FEATURES AND BENEFITS

For continuous feed models  
1 lb.



**WDJ50** \$245

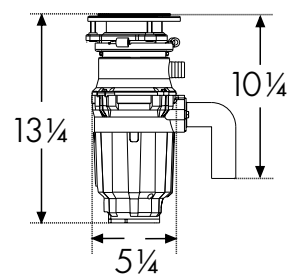
½ HP Disposer



FEATURES AND BENEFITS

- Horsepower: ½
- Feed: Continuous
- RPM: 2600
- Warranty: 3 Year
- Bio Shield®
- Torque Master® Balanced Grinding Systems

11 lbs.



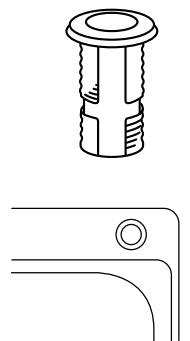
Round Disposer Air Switch

- WD3428C** Polished Chrome \$40
- WD3428SN** Satin Nickel \$40
- WD3428BK** Black \$40



FEATURES AND BENEFITS

For continuous feed models  
1 ¾" Diameter  
2" Shaft (length)  
Fits a 1 ⅝" hole  
1 lb.  
Note: Requires controller WD9088.



**WDJ50NC** \$220

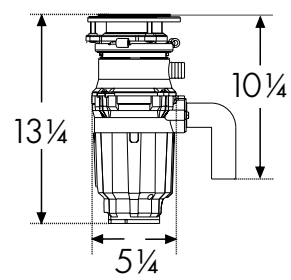
½ HP Disposer  
Without Power Cord



FEATURES AND BENEFITS

- Horsepower: ½
- Feed: Continuous
- RPM: 2600
- Warranty: 3 Year
- Bio Shield®
- Torque Master® Balanced Grinding Systems

11 lbs.



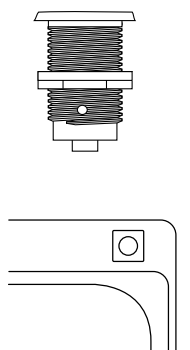
Square Disposer Air Switch

- WD930CH** Polished Chrome \$85
- WD981SN** Satin Nickel \$85



FEATURES AND BENEFITS

For continuous feed models  
1 ⅞" Square  
2" Shaft (length)  
Fits a 1 ½" hole  
1 lb.  
Note: Requires controller WD9088.



# Waste Disposers

**NEW** Colorline Waste Disposer Flange Kit



WD-900-CHA	 Champagne	\$100
WD-900-MOC	 Mocha	\$100
WD-900-MBK	 Matte Black/Onyx	\$100
WD-900-OYS	 Oyster	\$100
WD-900-PWT	 Polar White	\$100
WD-900-SHG	 Stone Grey	\$100

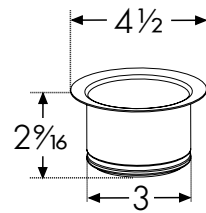


FEATURES AND BENEFITS

Hole Size: 3 1/2"  
3.5 oz.  
Stopper Included

Extended Waste Disposer Flange

WDFLANGE-EX-SN	 Satin Nickel	\$85
WDFLANGE-EX-WH	 White	\$75

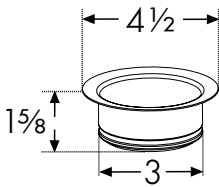


FEATURES AND BENEFITS

Hole Size: 3 1/2"  
4 oz.  
Stopper not Included. Use stopper provided with the waste disposer.

Waste Disposer Flange

WDFLANGE-SS	 Stainless Steel	\$85
WDFLANGE-CH	 Polished Chrome	\$80
WDFLANGE-BK	 Black	\$85



FEATURES AND BENEFITS

Hole Size: 3 1/2"  
3.5 oz.  
Stopper Included



Pictured FFPS5820MBK faucet and SD3220 soap dispenser






Accessories

Pictured AIUS300 ALL-IN Accessory Kit

# Accessories

Kitchen tools that make life in the kitchen easier

Franke offers everything for the kitchen sink. Customize your work space with our accessories, including strainers, waste kits, drain covers and roller mats.



Accessories



# ALL IN

## GREAT MEALS, NO INTERRUPTIONS IT ALL COMES TOGETHER WITH ALL-IN

Transforming your sink into a stylish and playful workstation, **All-In** is the flexible food preparation system designed to bring more flow to your kitchen and life.

Well-equipped and intuitive, this modular accessory system has all you need to prepare meals with ease; saving you time and space and allowing you to shift seamlessly between different tasks.

**So, for great meals with no interruptions, it all comes together with All-In.**

\* Fits sinks up to 21 inches.



## EIGHT ACCESSORIES, ENDLESS USES

Check individual sink models for compatibility.

All-In Includes:



### Telescopic Bridge

Featuring extendable stainless steel rails with durable handles that will adjust to fit bowls up to 24". Incorporates small feet that sit against the sink edge to ensure a stable fit.



### Bamboo Chopping Board

The perfect size to accommodate slicing, dicing, chopping, and more. The chopping board fits securely into the bridge or can be used on the countertop.



### Large Colander

Made from Sanitized® Polypropylene, the large colander allows you to do all your rinsing fruits and vegetables and draining pasta over the sink.



### Small Colander

Pair the small colander and prep bowl in the bridge for a multi-purpose prep station. The colander is perfect for rinsing, and the bowl is ideal for collecting stems or peels.



### Prep Bowl

The small bowl can be used for collecting prepared ingredients and storing them in the fridge. Equally, it can be used for collecting peelings and dealing with waste during preparation.



### Bamboo Bowl Lid

Placed securely on top of the small bowl, the bamboo lid can help to keep food fresh.



### Foldable Silicone Mat

Foldable for easy storage and an inclined surface for use as a dish drying mat that channels water back into the sink.



### Storage Container

Accommodates and stores the All-In accessories in one place so that everything is easily accessible for your meal prep.

Accessories

Accessories





## The perfect fit for our Granite sinks

All the elements in our Colorline collection match perfectly with our popular Granite sinks.

Everything from the waste disposer kit to the strainer basket offers consistent coloring throughout. And thanks to a special UV additive included during the manufacturing process, you can be sure they won't fade over time.

What's more, every Colorline accessory is made to withstand high temperatures, is scratch and stain resistant, easy to clean and food contact safe. Plus, for the highest standards of hygiene, the material is treated with antimicrobial Sanitized®, which we apply to all Granite sinks.

### Colorline is ideal for seamless looking Granite sinks



Matte Black/Onyx



Champagne



Polar White



Stone Grey



Oyster



Mocha



Champagne



Polar White



Matte Black

## ELEGANT, HARMONIOUS, MADE FOR EACH OTHER

Complete the look with our Colorline waste kits

For a more contemporary, coordinated finish, look no further than Franke's Colorline waste kits collection. With everything from our latest sinks and taps plus soap, wastes, overflows and waste control knobs in a stunning, bold Matte Black finish, it's ideal for creating a more harmonious, integrated look between your faucet and sink.



**NEW** All-In Universal Accessory Kits

**AIUS100** **\$250**

**FEATURES AND BENEFITS**

- Saves time and space while food prepping
- Modular configuration
- Sanitized® Polypropylene for food safe contact
- Dishwasher safe




Telescopic Bridge 7" x Extends to 24"  
 Bamboo Chopping Board 8" x 13"  
 Large Colander 7" x 12"

**AIUS200** **\$300**



Telescopic Bridge 7" x Extends to 24"  
 Bamboo Chopping Board 8" x 13"  
 Small Colander 7" x 7"  
 Prep Bowl 7" x 7"  
 Bamboo Bowl Lid 7" x 7"  
 Foldable Silicone Mat 14" x 16"

**AIUS300** **\$350**



Telescopic Bridge 7" x Extends to 24"  
 Bamboo Chopping Board 8" x 13"  
 Large Colander 7" x 12"  
 Small Colander 7" x 7"  
 Prep Bowl 7" x 7"  
 Bamboo Bowl Lid 7" x 7"  
 Silicone Drain Mat 14" x 16"  
 Storage Container 11" x 21"

**NEW** Colorline Strainer Basket

<b>900-CHA</b>	Champagne	<b>\$90</b>
<b>900-MOC</b>	Mocha	<b>\$90</b>
<b>900-MBK</b>	Matte Black/Onyx	<b>\$90</b>
<b>900-OYS</b>	Oyster	<b>\$90</b>
<b>900-PWT</b>	Polar White	<b>\$90</b>
<b>900-SHG</b>	Stone Grey	<b>\$90</b>



- FEATURES AND BENEFITS**
- 1 lb.
  - Standard 3½" waste hole

**NEW** Colorline Waste Disposer Flange Kit


<b>WD-900-CHA</b>	Champagne	<b>\$100</b>
<b>WD-900-MOC</b>	Mocha	<b>\$100</b>
<b>WD-900-MBK</b>	Matte Black/Onyx	<b>\$100</b>
<b>WD-900-OYS</b>	Oyster	<b>\$100</b>
<b>WD-900-PWT</b>	Polar White	<b>\$100</b>
<b>WD-900-SHG</b>	Stone Grey	<b>\$100</b>



- FEATURES AND BENEFITS**
- Hole Size: 3½"
  - 3.5 oz.
  - Stopper Included

Universal Roller Mat  
**UV-36RM** **\$200**

Stainless Steel



- FEATURES AND BENEFITS**
- 2 lbs.
  - Use over sink or on counter
  - Compatible with most sinks
  - Holds up to 40 lbs.
  - For use as dish drainer or trivet
  - 18 7/8" x 20"
  - Dishwasher safe



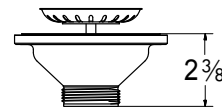
Strainer Basket

**906** Polished Chrome \$90  
**906SN** Satin Nickel \$110



FEATURES AND BENEFITS

1 lb.  
 Standard 3 1/2" waste hole



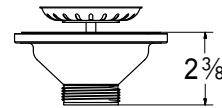
Strainer Basket

**1145** Polished Chrome \$70  
**1145SN** Satin Nickel \$100



FEATURES AND BENEFITS

1 lb.  
 Standard 3 1/2" waste hole



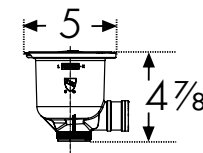
Deep Drain Waste Kit

**906D-SN** Satin Nickel \$180



FEATURES AND BENEFITS

1 lb.  
 Includes strainer basket and compost cup



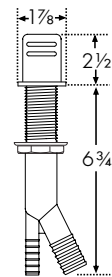
Air Gap

**AG100** Polished Chrome \$70  
**AG180** Satin Nickel \$75  
**AG120** Matte Black \$75  
**AG150** Stainless Steel \$75



FEATURES AND BENEFITS

1 lb.  
 Hole Size: 1 1/4"




Peak Drain Cover  
**PKXCVR**

Stainless Steel \$120



FEATURES AND BENEFITS

1 lb.  
 4 7/8" x 4 7/8"  
 Feet are coated



Square Drain Cover  
**PKGCVR**

Stainless Steel \$105



FEATURES AND BENEFITS

1 lb.  
 4 7/8" x 4 7/8"  
 Feet are coated



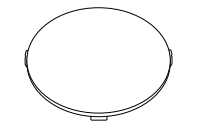
Round Drain Cover  
**RNDCVR**

Stainless Steel \$105



FEATURES AND BENEFITS

1 lb.  
 4 1/2"  
 Feet are coated



Inox Cream  
**903**

\$40

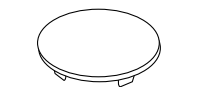


































































































































































FEATURES AND BENEFITS























Stainless steel cleaner  
 • Restores sheen and brightness  
 • Easy to use  
 • 250 ml

Faucet Hole Cover  
**628**

Polished Chrome \$10



	MODEL NO.	BOTTOM GRID	CUTTING MAT	CUTTING BOARD	CUTTING BOARD	COLANDER	ROLLER MAT	ACCESS #1	ACCESS #2	ACCESS #3	ACCESS #4	ACCESS #5	STRAINER BASKET	PAGE NO.	
CULINARY CENTER	CUX11010-W		SP-40S  Included	CU-40S  Included CU-40K  Included	CU-40P  Included CU-GC  Included	CUW-70S  Included		CU-KS KNIFE SET  Included	CU-WR WIRE RACK  Included	CU-FC FRAME COVER  Included			1145 1145SN 	25/ 95	
	CUX16021-W	CU21-36S 	SP-40S  Included	CU-40S  Included CU-40K  Included	CU-40P  Included CU-GC  Included	CUW-70S  Included		CU-KS KNIFE SET  Included	CU-WR WIRE RACK  Included	CU-FC FRAME COVER  Included	RNDCVR DRAIN COVER  One Included		1145 1145SN 	25	
	CUX11018-W	CUW18-36S 	SP-40S  Included	CUW-40S  Included		CUW-70S  Included	CUW-36RM  Included	CUW-60S DRAIN BOARD  Included	PKGCVR DRAIN COVER  Included					1145 1145SN 	30
CHEF CENTER	CUX11024-W	CUW24-36S 	SP-40S  Included	CUW-40S  Included		CUW-70S  Included	CUW-36RM  Included	CUW-60S DRAIN BOARD  Included	PKGCVR DRAIN COVER  Included				1145 1145SN 	30	
	CUX11031-W	CUW31-36S 	SP-40S  Included	CUW-40S  Included		CUW-70S  Included	CUW-36RM  Included	CUW-60S DRAIN BOARD  Included	PKGCVR DRAIN COVER  Included				1145 1145SN 	30	
	PKX1108					PX-70S 	UV-36RM  Included	CUW-60S DRAIN BOARD  Included	PKGCVR DRAIN COVER  Included				1145 1145SN 	38	
PEAK	PKX11013	PX-13S 				PX-70S 	UV-36RM  Included	CUW-60S DRAIN BOARD  Included	PKGCVR DRAIN COVER  Included				1145 1145SN 	38	
	PKX11016	PX-16S 		PX-40S  Included		PX-70S 	UV-36RM  Included	CUW-60S DRAIN BOARD  Included	PKGCVR DRAIN COVER  Included				1145 1145SN 	38	
	PKX11018	PX-18S 		PX-40S  Included		PX-70S 	UV-36RM  Included	CUW-60S DRAIN BOARD  Included	PKGCVR DRAIN COVER  Included				1145 1145SN 	39	
	PKX11021	PX-21S 		PX-40S  Included		PX-70S 	UV-36RM  Included	CUW-60S DRAIN BOARD  Included	PKGCVR DRAIN COVER  Included				1145 1145SN 	39	
	PKX11025	PX-25S 		PX-40S  Included		PX-70S 	UV-36RM  Included	CUW-60S DRAIN BOARD  Included	PKGCVR DRAIN COVER  Included				1145 1145SN 	40	
	PROFESSIONAL 2.0	PKX11028	PX-28S 		PX-40S  Included		PX-70S 	UV-36RM  Included	CUW-60S DRAIN BOARD  Included	PKGCVR DRAIN COVER  Included				1145 1145SN 	40
		PKX11028-WKC	PX-28S 		PX-40S  Included		PX-70S 	UV-36RM  Included	CUW-60S DRAIN BOARD  Included	PKGCVR DRAIN COVER  Included				1145 	42
PKX160 PKX160LH		PX-21S 		PX-40S  Included		PX-70S 	UV-36RM  Included	CUW-60S DRAIN BOARD  Included	PKGCVR DRAIN COVER  Included				1145 1145SN 	40	
PS2X110-15		PS2-15-36S 				PE-70S 	RM18S  Included	CUW-60S DRAIN BOARD  Included	RNDCVR DRAIN COVER  Included				1145 1145SN 	50	
PS2X110-18		PS2-18-36S 				PE-70S 	RM18S  Included	CUW-60S DRAIN BOARD  Included	RNDCVR DRAIN COVER  Included				1145 1145SN 	50	
PS2X110-21		PS2-21-36S 				PE-70S 	RM18S  Included	CUW-60S DRAIN BOARD  Included	RNDCVR DRAIN COVER  Included				1145 1145SN 	50	
PS2X110-24		PS2-24-36S 				PE-70S 	RM18S  Included	CUW-60S DRAIN BOARD  Included	RNDCVR DRAIN COVER  Included				1145 1145SN 	51	
PS2X110-24-12		PS2-24-36S 				PE-70S 	RM18S  Included	CUW-60S DRAIN BOARD  Included	RNDCVR DRAIN COVER  Included				1145 1145SN 	51	
PS2X110-27		PS2-27-36S 				PE-70S 	RM18S  Included	CUW-60S DRAIN BOARD  Included	RNDCVR DRAIN COVER  Included				1145 1145SN 	52	
PS2X110-30		PS2-30-36S 				PE-70S 	RM18S  Included	CUW-60S DRAIN BOARD  Included	RNDCVR DRAIN COVER  Included				1145 1145SN 	52	
PS2X110-30-12	PS2-30-36S 				PE-70S 	RM18S  Included	CUW-60S DRAIN BOARD  Included	RNDCVR DRAIN COVER  Included				1145 1145SN 	52		
PS2X110-33	PS2-33-36S 				PE-70S 	RM18S  Included	CUW-60S DRAIN BOARD  Included	RNDCVR DRAIN COVER  Included				1145 1145SN 	53		

	MODEL NO.	BOTTOM GRID	CUTTING MAT	CUTTING BOARD	CUTTING BOARD	COLANDER	ROLLER MAT	ACCESS #1	ACCESS #2	ACCESS #3	ACCESS #4	ACCESS #5	STRAINER BASKET	PAGE NO.
CULINARY CENTER	CUX11010-W		SP-40S  Included	CU-40S  Included CU-40K  Included	CU-40P  Included CU-GC  Included	CUW-70S  Included		CU-KS KNIFE SET  Included	CU-WR WIRE RACK  Included	CU-FC FRAME COVER  Included			1145 1145SN 	25/ 95
	CUX16021-W	CU21-36S 	SP-40S  Included	CU-40S  Included CU-40K  Included	CU-40P  Included CU-GC  Included	CUW-70S  Included		CU-KS KNIFE SET  Included	CU-WR WIRE RACK  Included	CU-FC FRAME COVER  Included	RNDCVR DRAIN COVER  One Included		1145 1145SN 	25
	CUX11018-W	CUW18-36S 	SP-40S  Included	CUW-40S  Included		CUW-70S  Included	CUW-36RM  Included	CUW-60S DRAIN BOARD  Included	PKGCVR DRAIN COVER  Included					1145 1145SN 
CHEF CENTER	CUX11024-W	CUW24-36S 	SP-40S  Included	CUW-40S  Included		CUW-70S  Included	CUW-36RM  Included	CUW-60S DRAIN BOARD  Included	PKGCVR DRAIN COVER  Included				1145 1145SN 	30
	CUX11031-W	CUW31-36S 	SP-40S  Included	CUW-40S  Included		CUW-70S  Included	CUW-36RM  Included	CUW-60S DRAIN BOARD  Included	PKGCVR DRAIN COVER  Included				1145 1145SN 	30
	PKX1108					PX-70S 	UV-36RM  Included	CUW-60S DRAIN BOARD  Included	PKGCVR DRAIN COVER  Included				1145 1145SN 	38
PEAK	PKX11013	PX-13S 				PX-70S 	UV-36RM  Included	CUW-60S DRAIN BOARD  Included	PKGCVR DRAIN COVER  Included				1145 1145SN 	



Sinks and Accessories

Sinks and Accessories

	MODEL NO.	BOTTOM GRID	BOTTOM GRID	CUTTING BOARD	CUTTING BOARD	COLANDER	ROLLER MAT	ACCESS #1	ACCESS #2	ACCESS #3	ACCESS #4	ACCESS #5	STRAINER BASKET	PAGE NO.
PROFESSIONAL 2.0	PS2X110-33-WKC	PS2-33-36S		PS2-45S		PE-70S	RM18S	CUW-60S DRAIN BOARD	RNDCVR DRAIN COVER				1145	54
		Included		Included		Included			Included				Included	
	PS2X160-18-11	PS2-18-36S	PS2-11-36S	PS2-45S		PE-70S	RM18S	CUW-60S DRAIN BOARD	RNDCVR DRAIN COVER				1145 1145SN	55
									Included				Included	
	PS2X120-14-14	PS2-14-36S		PS2-45S		PE-70S	RM18S	CUW-60S DRAIN BOARD	RNDCVR DRAIN COVER				1145 1145SN	55
									Included			Included		
	PS2X120-16-16	PS2-16-36S		PS2-45S		PE-70S	RM18S	CUW-60S DRAIN BOARD	RNDCVR DRAIN COVER				1145 1145SN	56
									Included			Included		
CRYSTAL	CLV110-24	CL-24-36S		PS2-45S		PE-70S	RM18S	CUW-60S DRAIN BOARD	CL-BGC DRAIN COVER	CL-WGC DRAIN COVER	CL-SSC DRAIN COVER		1145 1145SN	62
									Included				Included	
	CLV110-28	CL-28-36S		PS2-45S		PE-70S	RM18S	CUW-60S DRAIN BOARD	CL-BGC DRAIN COVER	CL-WGC DRAIN COVER	CL-SSC DRAIN COVER		1145 1145SN	62
									Included				Included	
	CLV110-31	CL-31-36S		PS2-45S		PE-70S	RM18S	CUW-60S DRAIN BOARD	CL-BGC DRAIN COVER	CL-WGC DRAIN COVER	CL-SSC DRAIN COVER		1145 1145SN	62
									Included			Included		
	CLV120-33	CL-14-36S		PS2-45S		PE-70S	RM18S	CUW-60S DRAIN BOARD	CL-BGC DRAIN COVER	CL-WGC DRAIN COVER	CL-SSC DRAIN COVER		1145 1145SN	63
									Included			Included		
PESCARA	PTX110-14	PT14-36S		SP-40S/PT-40S	PT-41S	PE-70S	UV-36RM	PKGCVR DRAIN COVER					1145 1145SN	70
									Included			Included		
	PTX110-17	PT17-36S		SP-40S/PT-40S	PT-41S	PE-70S	UV-36RM	PKGCVR DRAIN COVER	PT14-31S SHELF GRID				1145 1145SN	70
									Included			Included		

	MODEL NO.	BOTTOM GRID	BOTTOM GRID	CUTTING BOARD	CUTTING BOARD	COLANDER	ROLLER MAT	ACCESS #1	ACCESS #2	ACCESS #3	ACCESS #4	ACCESS #5	STRAINER BASKET	PAGE NO.
PESCARA	PTX110-20	PT20-36S		SP-40S/PT-40S	PT-41S	PE-70S	UV-36RM	PKGCVR DRAIN COVER	PT41-31S SHELF GRID				1145 1145SN	70
								Included					Included	
	PTX110-22	PT22-36S		SP-40S/PT-40S	PT-41S	PE-70S	UV-36RM	PKGCVR DRAIN COVER	PT41-31S SHELF GRID				1145 1145SN	71
									Included				Included	
	PTX110-25	PT25-36S		SP-40S/PT-40S	PT-41S	PE-70S	UV-36RM	PKGCVR DRAIN COVER	PT41-31S SHELF GRID				1145 1145SN	71
									Included				Included	
	PTX110-28	PT28-36S		SP-40S/PT-40S	PT-41S	PE-70S	UV-36RM	PKGCVR DRAIN COVER	PT41-31S SHELF GRID				1145 1145SN	72
									Included				Included	
	PTX110-31	PT31-36S		SP-40S/PT-40S	PT-41S	PE-70S	UV-36RM	PKGCVR DRAIN COVER	PT41-31S SHELF GRID				1145 1145SN	72
									Included				Included	
	PTX110-31-WKC	PT31-36S		SP-40S/PT-40S	PT-41S	PE-70S	UV-36RM	PKGCVR DRAIN COVER	PT41-31S SHELF GRID				1145 1145SN	73
								Included				Included		
	PTX160-31	PT14-36S	PT17-36S	SP-40S/PT-40S	PT-41S	PE-70S	UV-36RM	PKGCVR DRAIN COVER	PT41-31S SHELF GRID				1145 1145SN	74
									Included				Included	
	PTX160-37	PT14-36S	PT22-36S	SP-40S/PT-40S	PT-41S	PE-70S	UV-36RM	PKGCVR DRAIN COVER	PT41-31S SHELF GRID				1145 1145SN	74
									Included				Included	
	PTX160-40	PT17-36S	PT22-36S	SP-40S/PT-40S	PT-41S	PE-70S	UV-36RM	PKGCVR DRAIN COVER	PT41-31S SHELF GRID				1145 1145SN	74
									Included				Included	
ORCA 2.0	OR2X110	OC2-36S			OC2-45SP			RNDCVR DRAIN COVER	OC2-31S-RH SHELF GRID	OC2-50C WIRE BASKET			1145 1145SN	80
								Included					Included	
	OR2X110-WKC	OC2-36S			OC2-45SP			RNDCVR DRAIN COVER	OC2-31S-RH SHELF GRID	OC2-50C WIRE BASKET			1145	81
								Included					Included	
PRESTIGE	PCX1102109	PR-36S						AIUS100 ALL-IN ACCESS KIT	AIUS200 ALL-IN ACCESS KIT	AIUS300 ALL-IN ACCESS KIT			1145 1145SN	85

Quick Reference

Quick Reference

	MODEL NO.	BOTTOM GRID	BOTTOM GRID	ACCESS #1	ACCESS #2	ACCESS #3	ACCESS #4	STRAINER BASKET	PAGE NO.
PRESTIGE	PRX11021	PR-36S		PR-31S SHELF GRID	AIUS100 ACCESSORY KIT	AIUS200 ACCESSORY KIT	AIUS300 ACCESSORY KIT	1145 1145SN	85
	RGX160	RG-36S	RG-36S-RH	CP-50C	AIUS100 ACCESSORY KIT	AIUS200 ACCESSORY KIT	AIUS300 ACCESSORY KIT	1145 1145SN	89
CUBE	CUX11015	CU15-36S			AIUS100 ACCESSORY KIT	AIUS200 ACCESSORY KIT	AIUS300 ACCESSORY KIT	1145 1145SN	98
	CUX11019	CU19-36S			AIUS100 ACCESSORY KIT	AIUS200 ACCESSORY KIT	AIUS300 ACCESSORY KIT	1145 1145SN	98
	CUX11021	CU21-36S			AIUS100 ACCESSORY KIT	AIUS200 ACCESSORY KIT	AIUS300 ACCESSORY KIT	1145 1145SN	98
	CUX11023	CU23-36S			AIUS100 ACCESSORY KIT	AIUS200 ACCESSORY KIT	AIUS300 ACCESSORY KIT	1145 1145SN	99
	CUX11025	CU25-36S			AIUS100 ACCESSORY KIT	AIUS200 ACCESSORY KIT	AIUS300 ACCESSORY KIT	1145 1145SN	99
	CUX11027	CU27-36S			AIUS100 ACCESSORY KIT	AIUS200 ACCESSORY KIT	AIUS300 ACCESSORY KIT	1145 1145SN	100
	CUX11030	CU30-36S			AIUS100 ACCESSORY KIT	AIUS200 ACCESSORY KIT	AIUS300 ACCESSORY KIT	1145 1145SN	100
	CUX11030-WKC	CU30-36S			AIUS300 ACCESSORY KIT			1145 1145SN	101
			Included		Included			Included	

	MODEL NO.	BOTTOM GRID	BOTTOM GRID	ACCESS #1	ACCESS #2	ACCESS #3	ACCESS #4	STRAINER BASKET	PAGE NO.	
CUBE	CUX16024	CU10-36S	CU13-36S		AIUS100 ACCESSORY KIT	AIUS200 ACCESSORY KIT	AIUS300 ACCESSORY KIT	1145 1145SN	102	
	CUX160	CU11-36S	CU18-36S		AIUS100 ACCESSORY KIT	AIUS200 ACCESSORY KIT	AIUS300 ACCESSORY KIT	1145 1145SN	102	
	CUX120	CU15-36S			AIUS100 ACCESSORY KIT	AIUS200 ACCESSORY KIT	AIUS300 ACCESSORY KIT	1145 1145SN	102	
	CUX16032	CU13-36S	CU17-36S		AIUS100 ACCESSORY KIT	AIUS200 ACCESSORY KIT	AIUS300 ACCESSORY KIT	1145 1145SN	103	
	CUX11021-ADA	CU21-36S			AIUS100 ACCESSORY KIT	AIUS200 ACCESSORY KIT	AIUS300 ACCESSORY KIT	1145 1145SN	104	
	CUX11027-ADA	CU27-36S			AIUS100 ACCESSORY KIT	AIUS200 ACCESSORY KIT	AIUS300 ACCESSORY KIT	1145 1145SN	104	
	GRANDE	GDX11012	GD12-36S			AIUS100 ACCESSORY KIT	AIUS200 ACCESSORY KIT	AIUS300 ACCESSORY KIT	1145 1145SN	110
		GDX11015	GD15-36S			AIUS100 ACCESSORY KIT	AIUS200 ACCESSORY KIT	AIUS300 ACCESSORY KIT	1145 1145SN	110
		GDX11018	GD18-36S			AIUS100 ACCESSORY KIT	AIUS200 ACCESSORY KIT	AIUS300 ACCESSORY KIT	1145 1145SN	110
		GDX11023	GD23-36S			AIUS100 ACCESSORY KIT	AIUS200 ACCESSORY KIT	AIUS300 ACCESSORY KIT	1145 1145SN	111

Quick Reference

Quick Reference



	MODEL NO.	BOTTOM GRID	BOTTOM GRID	CUTTING BOARD	ACCESS #1	ACCESS #2	ACCESS #3	ACCESS #4	STRAINER BASKET	PAGE NO.
GRANDE	GDX11028	GD28-36S			AIUS100 ACCESSORY KIT	AIUS200 ACCESSORY KIT	AIUS300 ACCESSORY KIT		1145 1145SN	111
	GDX11031	GD31-36S			AIUS100 ACCESSORY KIT	AIUS200 ACCESSORY KIT	AIUS300 ACCESSORY KIT		1145 1145SN	112
	GDX16028RH	GD12-36S	GD15-36S		AIUS100 ACCESSORY KIT	AIUS200 ACCESSORY KIT	AIUS300 ACCESSORY KIT		1145 1145SN	112
	GDX12031	GD15-36S			AIUS100 ACCESSORY KIT	AIUS200 ACCESSORY KIT	AIUS300 ACCESSORY KIT		1145 1145SN	112
	GDX16031RH				AIUS100 ACCESSORY KIT	AIUS200 ACCESSORY KIT	AIUS300 ACCESSORY KIT		1145 1145SN	113
ROTONDO	RBX-110				UV-36RM ROLLER MAT				1145 1145SN	117
	ODX110-2310-316	PS23-36S			UV-36RM ROLLER MAT				1140F-316	122
OUTDOOR SERIES	ODX110-2312-316	PS23-36S			UV-36RM ROLLER MAT				1140F-316	122
	PKG11014	PKG14-36RM			PKG14-31RM SHELF ROLLER MAT	900-XXX COLORLINE STRAINER BASKET	WD-900-XXX COLORLINE DISPOSER FLANGE KIT	PKGCVR DRAIN COVER	1145 1145SN	138
PEAK	PKG11020	PKG20-36RM			PKG14-31RM SHELF ROLLER MAT	900-XXX COLORLINE STRAINER BASKET	WD-900-XXX COLORLINE DISPOSER FLANGE KIT	PKGCVR DRAIN COVER	1145 1145SN	138

	MODEL NO.	BOTTOM GRID	BOTTOM GRID	CUTTING BOARD	ACCESS #1	ACCESS #2	ACCESS #3	ACCESS #4	STRAINER BASKET	PAGE NO.
PEAK	PKG11031	PKG31-36RM	PKG31-36S	PG-40S	PKG18-31RM SHELF ROLLER MAT	900-XXX COLORLINE STRAINER BASKET	WD-900-XXX COLORLINE DISPOSER FLANGE KIT	PKGCVR DRAIN COVER	1145 1145SN	139
	PKG11031-WKC	PKG31-36RM		PG-40S	PKG18-31RM SHELF ROLLER MAT			PKGCVR DRAIN COVER	1145	140
	PKG160	PKG17-36RM/ PKG12-36RM	PKG17-36S/ PKG12-36S	PG-40S	PKG18-31RM SHELF ROLLER MAT	900-XXX COLORLINE STRAINER BASKET	WD-900-XXX COLORLINE DISPOSER FLANGE KIT	PKGCVR DRAIN COVER	1145 1145SN	141
MARIUS	MAG61023				MA-17-31-RM UTILITY ROLLER MAT	900-XXX COLORLINE STRAINER BASKET	WD-900-XXX COLORLINE DISPOSER FLANGE KIT	MA-70S COLANDER	1145 1145SN	148
	MAG61023	MA31-36RM		MA-40S	MA-31-RM ROLLER MAT	900-XXX COLORLINE STRAINER BASKET	WD-900-XXX COLORLINE DISPOSER FLANGE KIT	MA-70S COLANDER	1145 1145SN	148
	MAG11031	MA31-36RM		MA-40S	MA-31-RM ROLLER MAT	900-XXX COLORLINE STRAINER BASKET	WD-900-XXX COLORLINE DISPOSER FLANGE KIT	MA-70S COLANDER	1145 1145SN	149
	MAG11031-WKC	MA31-36RM		MA-40S		900-XXX COLORLINE STRAINER BASKET		MA-70S COLANDER		150
	KBG11013				UV-36RM ROLLER MAT	900-XXX COLORLINE STRAINER BASKET	WD-900-XXX COLORLINE DISPOSER FLANGE KIT		1145 1145SN	155
KUBUS	KBG11031				UV-36RM ROLLER MAT	900-XXX COLORLINE STRAINER BASKET	WD-900-XXX COLORLINE DISPOSER FLANGE KIT		1145 1145SN	155
	ELG11022	ELG22-36S			AIUS100 ACCESSORY KIT	AIUS200 ACCESSORY KIT	AIUS300 ACCESSORY KIT	900-XXX COLORLINE STRAINER BASKET	1145 1145SN	160

Quick Reference

Quick Reference

	MODEL NO.	BOTTOM GRID	BOTTOM GRID	CUTTING BOARD	ACCESS #1	ACCESS #2	ACCESS #3	ACCESS #4	STRAINER BASKET	PAGE NO.
ELLIPSE	ELG120	ELG14-36S			AIUS100 ACCESSORY KIT	AIUS200 ACCESSORY KIT	AIUS300 ACCESSORY KIT	900-XXX COLORLINE STRAINER BASKET	1145 1145SN	160
	ELG160	ELG16-36S			AIUS100 ACCESSORY KIT	AIUS200 ACCESSORY KIT	AIUS300 ACCESSORY KIT	900-XXX COLORLINE STRAINER BASKET	1145 1145SN	161
	ESCH25299-1	FBGG1914			AIUS100 ACCESSORY KIT	AIUS200 ACCESSORY KIT	AIUS300 ACCESSORY KIT	900-XXX COLORLINE STRAINER BASKET	1145 1145SN	162
	EDDB33229-1	FBGG1114			AIUS100 ACCESSORY KIT	AIUS200 ACCESSORY KIT	AIUS300 ACCESSORY KIT	900-XXX COLORLINE STRAINER BASKET	1145 1145SN	162
	EOOX3329-1	FBGG1014	FBGG1316		AIUS100 ACCESSORY KIT	AIUS200 ACCESSORY KIT	AIUS300 ACCESSORY KIT	900-XXX COLORLINE STRAINER BASKET	1145 1145SN	163
PRIMO	DIG61091	BGDI110			AIUS100 ACCESSORY KIT	AIUS200 ACCESSORY KIT	AIUS300 ACCESSORY KIT	900-XXX COLORLINE STRAINER BASKET	1145 1145SN	167
	DIG62D91	BGDI100			AIUS100 ACCESSORY KIT	AIUS200 ACCESSORY KIT	AIUS300 ACCESSORY KIT	900-XXX COLORLINE STRAINER BASKET	1145 1145SN	167
GRAVITY	DIG62F91	BGDIL150	BGDIS150		AIUS100 ACCESSORY KIT	AIUS200 ACCESSORY KIT	AIUS300 ACCESSORY KIT	900-XXX COLORLINE STRAINER BASKET	1145 1145SN	171
QUANTUM	SZCH1720-1				UV-36RM ROLLER MAT	900-XXX COLORLINE STRAINER BASKET	WD-900-XXX COLORLINE DISPOSER FLANGE KIT		1145 1145SN	175
FARM HOUSE	FHK710-30WH	FK30-36S		OA-40S					1145 1145SN	184

	MODEL NO.	BOTTOM GRID	BOTTOM GRID	CUTTING BOARD	ACCESS #1	ACCESS #2	ACCESS #3	ACCESS #4	STRAINER BASKET	PAGE NO.
FARM HOUSE	FHK710-33WH	FK33-36S		OA-40S					1145 1145SN	184
	FHK710-36WH	FK36-36S		OA-40S					1145 1145SN	184
MANOR HOUSE	MHK110-20WH			OA-40S					1145 1145SN	184
	MHK110-24WH	MK24-36C		OA-40S					1145 1145SN	191
	MHK110-28WH	MK28-36C		OA-40S					1145 1145SN	191
	MHK720-31WH	MK31-36C-LH	MK31-36C-RH	OA-40S					1145 1145SN	196
	MHK720-35WH	MK35-36C-LH	MK35-36C-RH	OA-40S					1145 1145SN	196
CISTERNA	CCK110-13WH	CK13-36C		OA-40S	UV-36RM ROLLER MAT				1145 1145SN	196
	CCK110-15WH	CK15-36C		OA-40S	UV-36RM ROLLER MAT				1145 1145SN	196
	CCK110-19WH	CK19-36C		OA-40S	UV-36RM ROLLER MAT				1145 1145SN	196

Quick Reference

Quick Reference



ACCESSORY COMPONENT	AIUS100	AIUS200	AIUS300
TELESCOPIC BRIDGE 	YES	YES	YES
SMALL COLANDER 	YES	YES	YES
PREP BOWL 	YES	YES	YES
BAMBOO BOWL LID 	YES	YES	YES
SILICONE MAT 		YES	YES
BAMBOO CHOPPING BOARD 		YES	YES
LARGE COLANDER 			YES
STORAGE CONTAINER 			YES

ALL-IN ACCESSORY SYSTEM


Quick Reference

Quick Reference


12"



18"




21"



24"



27"



Minimum Cabinet Size

30"



33"



36"



Minimum Cabinet Size


36"



39"



42"



45"



Quick Reference

Quick Reference



Side Spray Faucets



Absinthe  
FFS5200  
Page 212

Pull-Out Faucets



Absinthe  
FFPS5200  
Page 212



Active Plus  
FFPS5800  
Page 243



Ambient  
FFPS3600  
Page 228



Steel  
FFPS3450  
Page 235

Pull-Down Faucets



Absinthe  
FF5200  
Page 212



Active Neo  
FF5800  
Page 243



Ambient  
FF3100  
Page 228



Cube  
FF3350  
Page 248



Cube  
FF3352  
Page 123 & 248



Cube  
FFPD3350  
Page 248



Kubus  
FF4250  
Page 245



Pescara  
FF4700  
Page 221



Pescara XL  
FF4800  
Page 220



Steel  
FF3450  
Page 234



Steel  
FF3452SS  
Page 123 & 234

Professional Faucets



Peak  
FFPD5550  
Page 225



Pescara  
FF4400  
Page 220



Pescara XL  
FFPD4300  
Page 220



Pescara  
FFPD4400  
Page 220



Professional  
FF5300  
Page 209



Professional  
FFPD5300  
Page 209



Professional  
FFPD5400  
Page 209

Prep Faucets



Absinthe  
FFP5200  
Page 213



Ambient  
FFP3100  
Page 228



Cube  
FFP3350  
Page 248



Kubus  
FFP4250  
Page 245



Pescara  
FFP4400  
Page 221



Steel  
FFP3450  
Page 234

Bar Faucets



Cold Filtration Faucets



Pot Fillers



Hot Filtration Faucets



3-in-1 Filtration Faucets



Hot/Cold Filtration Faucets



Soap Dispenser Guide



Quick Reference

Quick Reference



**GENERAL**

- Products may only be sold and advertised within the United States of America. Franke hereby expressly prohibits the dealer from soliciting or consummating sales outside of the United States of America without prior written consent.
- Products shall only be sold in their original packaging. Relabeling, repackaging (including the separation of bundled products or the bundling of separate products), and other alterations are not permitted.
- Sale of Franke products on the Internet shall be prohibited unless resellers apply and are approved by Franke Kitchen Systems, LLC, and execute an Authorized Internet Reseller Agreement regulating the manner in which they sell online.

**ORDERING**

- Once an order has been acknowledged, no changes (including additions or cancellations) will be accepted.
- Order acknowledgments are available via email. An email address must be provided to receive this benefit.
- Standard lead time for shipment is one to five (1-5) business days from receipt of order.

**STANDARD PAYMENT TERMS**

- Net 30 days.
- Early payment discounts are not applicable for payments via credit card.
- Franke reserves the right to charge interest and an administration fee on late payments.

**PRICING**

- Please refer to the electronically published price list (EPL). Orders will be priced with the prevailing price at the time the order is placed.
- Prices are subject to change without notice. Franke will attempt to provide reasonable lead time for pricing changes.

**CLAIMS / CHARGE BACKS**

- Damages/Shortages must be reported within ten (10) days of receipt of merchandise.
- Charge backs will not be accepted without an authorization number (RMA), provided by a Regional Sales Manager, Distributor, or Customer Service.

**RETURNS**

- No returns will be accepted without a return authorization number (RMA).
- Return authorization requests must be submitted through Rep/Regional Manager.
- A 25% restocking fee will be charged for ALL returns of product that was not damaged or mis-shipped.
- No returns will be accepted more than 180 days from original invoice date.
- No returns will be accepted on discontinued (DWO) or obsolete product.
- Franke reserves the right to refuse returns without reason.

**FREIGHT**

- Pre-paid freight/Free freight allowance (FFA)
  - USD 2,900 is the minimum order value for FFA
  - All product lines, including parts, can be included in freight qualification calculations.
  - All Display and Literature orders will be shipped with pre-paid freight status.
- Flat Rate Shipping
  - Any order shipping parcel containing standard products will ship for \$25 flat.
  - Orders >150 lbs. are shipping LTL and are charged according to weight/dimension.
  - Orders containing Fireclay sinks are charged USD 150 for up to 2 units and USD 300 for up to 4 units.
  - Other: standard shipping rates apply for Fireclay orders greater than 4 units and any parts only orders.
  - Franke reserves the right to modify these terms at any time.
- Other freights terms
  - Franke will attempt to fulfill requests to expedite shipping. Customers will be responsible for additional freight charges. Contact Customer Service for all expedited shipping requests.

- Drop shipment of internet orders is not available. All Internet Sales must be shipped from an Authorized Internet Reseller's location. Drop shipment is offered within 100 miles of customer's place of business, or within customer's state or a bordering state.

**BACK ORDERS**

- Back order shipments will match freight qualifying status of original order.
- Back ordered product will be considered an active order unless customer requests cancellation.

**FRANKE HOME SOLUTIONS WARRANTY****EFFECTIVE JANUARY 21, 2022**

In the United States, Canada and Latin America, Franke warrants the products from manufacturing defects in material and workmanship when purchased from Franke or a Franke Authorized Retailer pursuant to product-specific warranties detailed herein (each, a "Warranty" and collectively, the "Warranties"). The products must be properly installed, per company's installations instructions, in its original installation, and used in normal indoor residential kitchen applications. Any products or components which have been modified or altered, from its original intended condition will void the warranty. The Franke Warranties are limited to the original purchaser and are non-transferrable. These Warranties do not include products purchased from non-Authorized Retailers, products that are obsolete or discontinued, or products that were previous display models. All issues with installed products are considered warranty claims and not subject to the Return Policy. Franke reserves the right to inspect any product reported to be defective and the original installation prior to providing a replacement product and/or component. All decisions are final. In no situation shall the liability of Franke exceed the amount of the original purchase price.

The Warranties do not cover, and Franke shall not be liable for, any damage to products or components resulting from misuse or abuse, accidental damages, normal wear such as scuffs, scratches or finish reduction/fading; improper installation, abnormal usage, negligence, damage caused by improper maintenance or cleaning. Damage caused by impurities, corrosive chemicals or acts beyond Franke's control are not covered by any Warranty.

Franke product replacements do not include transportation, shipping, diagnosis, labor, installation, removal, disposal for any products or liability for project delays. Product replacements are not guaranteed to be exact replacements. The owner of a product is liable for any transportation and re-installation costs related to any warranty for such product. If the original product is not available at the time of the warranty claim, at Franke's option, the product replacements will be of similar size, material, and value. Any products or components which have been modified or altered, from its original intended condition will void the warranty.

The Warranties do not allow recovery of incidental or consequential damages such as loss of use, delay, property damage or other consequential damage, and Franke accepts no liability for such damages. Each Warranty is limited to the conditions set forth herein and to the applicable warranty period specified herein and is exclusive. EXCEPT FOR THE WARRANTIES SET FORTH HEREIN, FRANKE MAKES NO WARRANTY WHATSOEVER WITH RESPECT TO THE PRODUCTS, INCLUDING, BUT NOT LIMITED TO, (1) ANY WARRANTY OF MERCHANTABILITY, (2) WARRANTY OF FITNESS FOR A PARTICULAR PURPOSE, (3) WARRANTY OF TITLE, OR (4) WARRANTY AGAINST INFRINGEMENT OF INTELLECTUAL PROPERTY RIGHTS OF A THIRD PARTY, WHETHER EXPRESS OR IMPLIED BY LAW, COURSE OF DEALING, COURSE OF PERFORMANCE, USAGE OF TRADE OR OTHERWISE. LEGAL DISCLAIMER PLEASE READ CAREFULLY. Franke Kitchen Systems LLC/Franke Kindred Canada Limited provides the above information to you as a public service to our customers. By accessing and using this information, you agree to the following and to comply with all applicable laws. If you do not agree with these terms and conditions, do not use this information. While we try to keep the information current, changes may have occurred since its creation. Contact your Regional Manager or Customer Service to verify information regarding Franke Kitchen Systems/Franke Kindred Canada programs and their use by you.

**Franke Residential Stainless, Granite and Fireclay Sink Limited Lifetime Warranty:**

Franke warrants that each Franke sink will be free from manufacturing defects in material and workmanship for the lifetime of the sink when used in standard residential indoor applications. The warranty covers sinks installed in its original installation per Franke installation instructions in residential applications using conventional or solid surface countertop.

**Franke Residential Disposal Limited Warranty:**

Franke warrants that disposers are free from manufacturing defects in material and workmanship for the period ranging from two (2) years to Limited Lifetime as documented in the annual product catalogs and/or instructions included with the products.

**Franke Residential Faucet Limited Lifetime Warranty:** Franke warrants that mechanical components (body, handle and spout) in all faucets purchased after January 1, 2003, will be free of manufacturing defects for the expected lifetime of the faucet. Franke shall not be liable for any damage caused by normal wear and tear to wearable parts of the faucet. The expected useful lifetime of wearable parts is; one (1) year: aerator, o-rings; five (5) years: cartridge, hose, electrical components; ten (10) years: spray head. The wearable parts can be purchased as spare parts from Franke or their Authorized Retailers. Franke warrants the chrome finishes on Franke faucets will be free of manufacturing defect for the lifetime of the faucet; and all other finishes on Franke faucets will be free of manufacturing defects for five (5) years from the original date of purchase. Faucets purchased prior to 2003 are subject to the warranty in place at time of purchase.

**Franke Residential Filtration Limited Warranty:**

Franke warrants mechanical components in filtration faucets, filtration canisters, filters and filtered water temperature modification devices; heating tanks and chillers, to be free from manufacturing defects in material and workmanship for the period ranging from one (1) year to ten (10) years as documented in the annual product catalogs and/or instructions included with the products.

**Franke Residential Soap Dispensers Limited Warranty:**

Franke warrants that Franke soap dispensers are free from manufacturing defects in material and workmanship for a period of five (5) years from the date of purchase. Such warranty does not cover damage caused by the use of aggressive soaps or chemicals.

**Franke Residential Accessories Limited Warranty:**

Franke warrants that Franke accessories, including, but not limited to bottom grids, shelves, waste kits, colanders, chopping boards are free from manufacturing defects in material and workmanship for a period of one (1) year from the dates of original purchase.

**Franke Residential Outdoor Installation Limited Warranty:**

Specific Franke products noted below are engineered for outdoor applications. These products are warranted to be free from manufacturing defects in material and workmanship for outdoor installations for ten (10) years from the date of purchase. Stainless Sinks: ODX110-2310-316 and ODX110-2312-316 and Stainless Faucets: FF3352 and FF3452SS

This warranty supersedes all other warranties, expressed or implied. No employee, field sales representatives, or distribution persons are authorized to give any warranties on behalf of Franke Kitchen Systems, LLC or Franke Kindred Canada Limited.

To make an installed product warranty claim please contact Franke at the provided contact information below. All warranty claims must include the following for processing:

1. Proof of purchase from Franke or Franke Authorized Retailer
2. Original purchaser's name, address (included city, state, zip), email address and phone number
3. Franke model number

4. Date of installation
5. Description of the defect
6. Photos of the defect

**In the US:**

Franke Home Solutions  
Attn: Warranty Department  
800 Aviation Parkway  
Smyrna, TN 37167  
HS-Warranty.US@Franke.com

**In Canada:**

Franke Home Solutions  
Attn: Warranty Department  
1000 Franke Kindred Road  
Midland, Ontario L4R 4K9  
HS-Warranty.CA@Franke.com

Legal Entities  
USA: Franke Kitchen Systems LLC  
Canada: Franke Kindred Canada Limited

**LEGAL DISCLAIMER**

Please read carefully.

Franke Kitchen Systems, LLC provides the above information to you for as a public service to our customers. By accessing and using this information, you agree to the following and to comply with all applicable laws. If you do not agree with these terms and conditions, do not use this information. While we try to keep the information current, changes may have occurred since its creation. Contact your Regional Manager or Customer Service to verify information regarding Franke Kitchen Systems, LLC programs and their use by you.

**Copyright and Other Intellectual Property Rights.** This document and our website are protected by copyright pursuant to U.S. copyright laws, international treaties, and other copyright laws. This document and our website contains copyrighted material, trademarks, and other proprietary information of Franke Kitchen Systems, LLC and others (collectively "Proprietary Material"), which may include, but shall not be limited to: text, software, photos, video, graphics, images, music and sound. You may not modify, publish, copy, transmit, participate in the transfer or sale of, create derivative works of, or in any way exploit, in whole or in part, any Proprietary Material without the prior written authorization of Franke Kitchen Systems, LLC or the applicable rights holder.

**Changes.** We may change these terms and any part (or all) of the information enclosed at any time without notice. Any changes will apply to your future use, so you should contact your Regional Manager or Customer Service periodically. If you use this information after any changes to these terms, then you accept those changes.

**Choice of Law.** We are a Delaware limited liability company and these Terms and Conditions, and the purchase of products from Franke Kitchen Systems, LLC, shall be governed by the substantive laws of the State of Delaware, including the Uniform Commercial Code as adopted in Delaware, and the United Nations Convention on Contracts for the International Sale of Goods shall not apply. Any cause of action must be commenced within one year after the claim or cause of action arises. If a court of competent jurisdiction holds these terms and conditions or any part of them to be invalid, then that part shall be enforced to the maximum extent possible and the remainder of these terms and conditions will remain in full force and effect.

**HOW TO CONTACT US****Contact Info**

Customer Service: 800-626-5771  
Customer Service: ks-customerservice.us@franke.com  
Marketing Services Email: ks-marketing@franke.com  
Mailing Address: Franke Kitchen Systems, LLC 800 Aviation Parkway Smyrna, TN 37167



SINKS	Page	Price	SINKS	Page	Price	SINKS	Page	Price	SINKS	Page	Price	FAUCETS	Page	Price	FAUCETS	Page	Price
CCK110-13WH	196	\$810	ELG120STO	160	\$715	MAG61023PWT	148	\$710	PKX11021	39	\$2,955	FF5200	212	\$765	FFPS5804OYS	243	\$770
CCK110-15WH	196	\$845	ELG160CHA	161	\$715	MAG61023SHG	148	\$710	PKX11025	40	\$3,100	FF5220	212	\$935	FFPS5805CHA	243	\$770
CCK110-19WH	196	\$935	ELG160MOC	161	\$715	MAG61031OW-CHA	148	\$710	PKX11028	40	\$3,225	FF5280	212	\$935	FFPS5807STG	243	\$770
CLV110-24	62	\$1,920	ELG160ONY	161	\$715	MAG61031OW-MBK	148	\$710	PKX11028-WKC	42	\$3,600	FF5290SB	212	\$935	FFPS5808PWT	243	\$770
CLV110-28	62	\$2,050	ELG160OYS	161	\$715	MAG61031OW-ONY	148	\$710	PKX1108	38	\$1,460	FF5300	209	\$880	FFPS5820MBK	243	\$770
CLV110-31	62	\$2,170	ELG160PWT	161	\$715	MAG61031OW-OYS	148	\$710	PKX160	40	\$3,700	FF5380	209	\$1,055	FFPS5880SN	243	\$770
CLV120-33	63	\$2,295	ELG160SHG	161	\$715	MAG61031OW-PWT	148	\$710	PKX160LH	40	\$3,700	FF5800CH	243	\$640	FFS5200	212	\$900
CUX11010-W	25, 95	\$2,260	ELG160STO	161	\$715	MAG61031OW-SHG	148	\$710	PRX11021	85	\$965	FF5820MBK	243	\$770	FFS5220	212	\$1,080
CUX11015	98	\$765	E0CH33229-1	163	\$610	MHK110-20WH	190	\$665	PS2X110-15	50	\$1,740	FF5880SN	243	\$770	FFS5280	212	\$1,080
CUX11018-W	30	\$2,990	E0DB33229-1	163	\$610	MHK110-24WH	190	\$880	PS2X110-18	50	\$1,800	FFB3100	228	\$465	FFS5290SB	212	\$1,080
CUX11019	98	\$810	E0OX33229-1	163	\$610	MHK110-28WH	190	\$985	PS2X110-21	50	\$1,865	FFB3120MBK	228	\$590	FFT3100	229, 252	\$660
CUX11021	98	\$895	E0OY33229-1	163	\$610	MHK720-31WH	191	\$1,090	PS2X110-24	51	\$1,935	FFB3180	228	\$590	FFT3180	229, 252	\$785
CUX11021-ADA	104	\$895	E0PW33229-1	163	\$610	MHK720-35WH	191	\$1,520	PS2X110-24-12	51	\$1,990	FFB3325BSS	249	\$660	FFT3350	249, 252	\$665
CUX11023	99	\$930	E0SG33229-1	163	\$610	ODX110-2310-316	122	\$1,030	PS2X110-27	52	\$2,060	FFB3350	249	\$540	FFT5200	213, 252	\$725
CUX11024-W	30	\$3,230	ESCH25229-1	162	\$545	ODX110-2312-316	122	\$1,090	PS2X110-30	52	\$2,185	FFB3391CHG	249	\$660	FFT5220	213, 252	\$885
CUX11025	99	\$965	ESDB25229-1	162	\$545	OR2X110	80	\$1,300	PS2X110-30-12	52	\$2,310	FFB3425BSS	234	\$685	FFT5280	213, 252	\$885
CUX11027	100	\$1,030	ESOX25229-1	162	\$545	OR2X110-WKC	81	\$1,950	PS2X110-33	53	\$2,485	FFB3450	234	\$560	PF3100	229	\$700
CUX11027-ADA	104	\$1,030	ES0Y25229-1	162	\$545	PCX1102109	85	\$840	PS2X110-33-WKC	54	\$2,950	FFB3491CHG	234	\$685	PF3120MBK	229	\$825
CUX11030	100	\$1,150	ESPW25229-1	162	\$545	PKG11014CHA	138	\$610	PS2X120-14-14	55	\$2,610	FFB4250	245	\$495	PF3180	229	\$825
CUX11030-WKC	101	\$1,700	ESSG25229-1	162	\$545	PKG11014MBK	138	\$610	PS2X120-16-16	56	\$2,735	FFB5200	213	\$550	PF3450	235	\$790
CUX11031-W	30	\$3,480	FHK710-30WH	184	\$1,320	PKG11014MOC	138	\$610	PS2X160-18-11	55	\$2,610	FFB5220	213	\$675	PF4400	221	\$730
CUX120	102	\$1,275	FHK710-33WH	184	\$1,690	PKG11014ONY	138	\$610	PTX110-14	70	\$750	FFB5280	213	\$675	PF4480	221	\$880
CUX160	102	\$1,275	FHK710-36WH	184	\$1,835	PKG11014OYS	138	\$610	PTX110-17	70	\$840	FFB5290SB	213	\$675	PF5200	212	\$765
CUX16021-W	25	\$2,960	GDX11012	110	\$675	PKG11014PWT	138	\$610	PTX110-20	70	\$1,090	FFP3100	228	\$660	PF5220	212	\$935
CUX16024	102	\$1,030	GDX11015	110	\$725	PKG11014SHG	138	\$610	PTX110-22	71	\$1,215	FFP3120MBK	228	\$785	PF5280	212	\$935
CUX16032	103	\$1,325	GDX11018	110	\$840	PKG11014STO	138	\$610	PTX110-25	71	\$1,275	FFP3180	228	\$785	PF5290SB	212	\$935
DIG61091-CHA	167	\$600	GDX11023	111	\$930	PKG11020CHA	138	\$740	PTX110-28	72	\$1,360	FFP3325BSS	248	\$810	PFD4400	221	\$730
DIG61091-MOC	167	\$600	GDX11028	111	\$985	PKG11020MBK	138	\$740	PTX110-31	72	\$1,490	FFP3350	248	\$665	PFD4480	221	\$765
DIG61091-ONY	167	\$600	GDX11031	112	\$1,065	PKG11020MOC	138	\$740	PTX110-31-WKC	73	\$2,150	FFP3391CHG	248	\$810			
DIG61091-PWT	167	\$600	GDX12031	112	\$1,220	PKG11020ONY	138	\$740	PTX160-31	74	\$1,700	FFP3425BSS	234	\$880			
DIG61091-SHG	167	\$600	GDX16028RH	112	\$1,185	PKG11020OYS	138	\$740	PTX160-37	74	\$1,760	FFP3450	234	\$720			
DIG62D91-CHA	167	\$680	GDX16031RH	113	\$1,240	PKG11020PWT	138	\$740	PTX160-40	74	\$1,870	FFP3491CHG	234	\$880			
DIG62D91-MOC	167	\$680	KBG11013CHA	155	\$590	PKG11020SHG	138	\$740	RBX-110	117	\$670	FFP4250	245	\$610			
DIG62D91-ONY	167	\$680	KBG11013MOC	155	\$590	PKG11020STO	138	\$740	RGX160	89	\$1,200	FFP4400	221	\$510			
DIG62D91-PWT	167	\$680	KBG11013ONY	155	\$590	PKG11031CHA	139	\$860	SOX1720-1	175	\$455	FFP4480	221	\$635			
DIG62D91-SHG	167	\$680	KBG11013OYS	155	\$590	PKG11031MBK	139	\$860	SZCH1720-1	175	\$455	FFP5200	213	\$725			
DIG62F91-CHA	171	\$660	KBG11013SHG	155	\$590	PKG11031MOC	139	\$860	SZPW1720-1	175	\$455	FFP5220	213	\$885			
DIG62F91-MOC	171	\$660	KBG11013STO	155	\$590	PKG11031ONY	139	\$860				FFP5280	213	\$885			
DIG62F91-ONY	171	\$660	KBG11031CHA	155	\$715	PKG11031OYS	139	\$860				FFP5290SB	213	\$885			
DIG62F91-PWT	171	\$660	KBG11031MOC	155	\$715	PKG11031PWT	139	\$860	<b>FAUCETS</b>			FFPD3350	248	\$665			
DIG62F91-SHG	171	\$660	KBG11031ONY	155	\$715	PKG11031SHG	139	\$860	FF3100	228	\$700	FFPD4300	220	\$900			
EDCH33229-1	162	\$600	KBG11031OYS	155	\$715	PKG11031STO	139	\$860	FF3120MBK	228	\$825	FFPD4350	220	\$1,060			
EDDB33229-1	162	\$600	KBG11031SHG	155	\$715	PKG11031CHA-WKC	140	\$1,450	FF3180	228	\$825	FFPD4400	220	\$750			
EDOX33229-1	162	\$600	KBG11031STO	155	\$715	PKG11031MBK-WKC	140	\$1,450	FF3325BSS	248	\$850	FFPD4450	220	\$915			
EDOY33229-1	162	\$600	MAG11031OW-CHA	149	\$730	PKG11031MOC-WKC	140	\$1,450	FF3350	248	\$700	FFPD5300	209	\$1,350			
EDPW33229-1	162	\$600	MAG11031OW-MBK	149	\$730	PKG11031ONY-WKC	140	\$1,450	FF3352	123, 248	\$850	FFPD5380	209	\$1,640			
EDSG33229-1	162	\$600	MAG11031OW-ONY	149	\$730	PKG11031OYS-WKC	140	\$1,450	FF3391CHG	248	\$850	FFPD5400	209	\$1,450			
ELG11022CHA	160	\$610	MAG11031OW-OYS	149	\$730	PKG11031PWT-WKC	140	\$1,450	FF3425BSS	234	965	FFPD5480	209	\$1,730			
ELG11022MOC	160	\$610	MAG11031OW-PWT	149	\$730	PKG11031SHG-WKC	140	\$1,450	FF3450	234	\$790	FFPD5550	225	\$860			
ELG11022ONY	160	\$610	MAG11031OW-SHG	149	\$730	PKG160CHA	141	\$940	FF3452SS	123, 234	\$965	FFPS3425BSS	235	\$880			
ELG11022OYS	160	\$610	MAG11031OW-CHA-WKC	150	\$1,350	PKG160MBK	141	\$940	FF3491CHG	234	\$965	FFPS3491CHG	235	\$880			
ELG11022PWT	160	\$610	MAG11031OW-MBK-WKC	150	\$1,350	PKG160MOC	141	\$940	FF4250	245	\$680	FFPS3450	235	\$720			
ELG11022SHG	160	\$610	MAG11031OW-ONY-WKC	150	\$1,350	PKG160ONY	141	\$940	FF4400	220	\$730	FFPS3600	228	\$530			
ELG11022STO	160	\$610	MAG11031OW-OYS-WKC	150	\$1,350	PKG160OYS	141	\$940	FF4420	220	\$880	FFPS3680	228	\$660			
ELG120CHA	160	\$715	MAG11031OW-PWT-WKC	150	\$1,350	PKG160PWT	141	\$940	FF4480	220	\$880	FFPS5200	212	\$765			
ELG120MOC	160	\$715	MAG11031OW-SHG-WKC	150	\$1,350	PKG160SHG	141	\$940	FF4700	221	\$700	FFPS5220	212	\$935			
ELG120ONY	160	\$715	MAG61023CHA	148	\$710	PKG160STO	141	\$940	FF4720	221	\$825	FFPS5280	212	\$935			
ELG120OYS	160	\$715	MAG61023MBK	148	\$710	PKX11013	38	\$2,380	FF4780	221	\$825	FFPS5290SB	212	\$935			
ELG120PWT	160	\$715	MAG61023ONY	148	\$710	PKX11016	38	\$2,580	FF4800	220	\$730	FFPS5800CH	243	\$640			
ELG120SHG	160	\$715	MAG61023OYS	148	\$710	PKX11018	39	\$2,775	FF4880	220	\$880	FFPS5801ONY	243	\$770			

Quick Reference

Quick Reference

FILTRATION	Page	Price
CT-200	258	\$1,250
DW10000	230, 255	\$520
DW10020	230, 255	\$610
DW13025BSS	235, 256	\$660
DW13050	235, 256	\$545
DW13091CHG	235, 256	\$660
DW15000	213, 253	\$540
DW15020	213, 253	\$630
DW15080	213, 253	\$630
DW15090	213, 253	\$630
DW16000	222, 254	\$520
DW16040	222, 254	\$610
DW16061	222, 254	\$610
DW16065	222, 254	\$610
DW16080	222, 254	\$610
DW7000C	229, 255	\$495
DW7020C	229, 255	\$595
DW7080C	229, 255	\$595
DW9000C	252	\$485
DW9080C	252	\$585
FFT3100	229, 252	\$660
FFT3180	229, 252	\$785
FFT3350	249, 252	\$665
FFT5200	213, 252	\$725
FFT5220	213, 252	\$885
FFT5280	213, 252	\$885
FRC06	260	\$95
FRC06-2PK	260	\$175
FRC09	260	\$55
FRCNSTR	258	\$400
FRCNSTR-DUO-1	259	\$450
FRCNSTR100	258	\$250
FRX02	260	\$95
HT-400	258	\$520
LB10120	230, 256	\$610
LB10180	230, 256	\$610
LB10200	231, 256	\$660
LB10220	231, 256	\$795
LB10280	231, 256	\$795
LB13125BSS	235, 256	\$660
LB13150	235, 256	\$545
LB13191CHG	235, 256	\$660
LB13225BSS	236, 257	\$790
LB13250	236, 257	\$670
LB13291CHG	236, 257	\$790
LB15100	214, 253	\$540
LB15120	214, 253	\$630
LB15180	214, 253	\$630
LB15190	214, 253	\$630
LB15200	214, 254	\$660
LB15220	214, 254	\$795
LB15280	214, 254	\$795
LB15290	214, 254	\$795
LB16100	222, 254	\$520
LB16120	222, 254	\$610
LB16190	222, 254	\$610
LB16200	222, 254	\$660
LB16220	222, 254	\$795
LB7100C	230, 255	\$495

FILTRATION	Page	Price
LB7120C	230, 255	\$595
LB7180C	230, 255	\$595
LB7200C	230, 255	\$680
LB7220C	230, 255	\$815
LB7280C	230, 255	\$815
LB9100C	253	\$485
LB9180C	253	\$585
LB9200C	253	\$670
LB9280C	253	\$795
<b>SOAP DISPENSERS</b>		
SD-500	264	\$340
SD-580N	264	\$410
SD-800	264	\$455
SD-880N	264	\$545
SD3100	231, 265	\$150
SD3120MBK	231, 265	\$190
SD3180	231, 265	\$190
SD3200	243, 265	\$145
SD3201	243, 265	\$180
SD3204	243, 265	\$180
SD3205	243, 265	\$180
SD3207	243, 265	\$180
SD3214	243, 265	\$180
SD3220	243, 265	\$180
SD3280	243, 265	\$180
SD3425BSS	236, 264	\$285
SD3450SS	236, 264	\$285
SD3491CHG	236, 264	\$285
SD5200	214, 264	\$170
SD5220	214, 264	\$210
SD5280	214, 264	\$210
SD5290SB	214, 264	\$210
<b>DISPOSERS</b>		
FWDJ125	271	\$610
FWDJ50	271	\$290
FWDJ75	271	\$465
FWDJ75B	271	\$565
WD3428BK	273	\$40
WD3428C	273	\$40
WD3428SN	273	\$40
WD-900-CHA	139, 140, 141, 149, 150, 155, 161, 163, 171, 175, 274, 283	\$100
WD-900-MBK	139, 140, 141, 149, 150, 155, 161, 163, 171, 175, 274, 283	\$100
WD-900-MOC	139, 140, 141, 149, 150, 155, 161, 163, 171, 175, 274, 283	\$100
WD-900-OYS	139, 140, 141, 149, 150, 155, 161, 163, 171, 175, 274, 283	\$100
WD-900-PWT	139, 140, 141, 149, 150, 155, 161, 163, 171, 175, 274, 283	\$100
WD-900-SHG	139, 140, 141, 149, 150, 155, 161, 163, 171, 175, 274, 283	\$100

DISPOSERS	Page	Price
WD9088	273	\$150
WD930CH	273	\$85
WD981SN	273	\$85
WDFLANGE-BK	274	\$85
WDFLANGE-CH	274	\$80
WDFLANGE-EX-SN	274	\$85
WDFLANGE-EX-WH	274	\$75
WDFLANGE-SS	274	\$85
WDJ33	273	\$205
WDJ50	272	\$245
WDJ50NC	272	\$220
WDJ75	272	\$345
WDJ75NC	272	\$320
<b>ACCESSORIES</b>		
628	285	\$10
900-CHA	139, 140, 141, 149, 150, 155, 161, 163, 167, 171, 175, 283	\$90
900-MBK	139, 140, 141, 149, 150, 155, 161, 163, 167, 171, 175, 283	\$90
900-MOC	139, 140, 141, 149, 150, 155, 161, 163, 167, 171, 175, 283	\$90
900-OYS	139, 140, 141, 149, 150, 155, 161, 163, 167, 171, 175, 283	\$90
900-PWT	139, 140, 141, 149, 150, 155, 161, 163, 167, 171, 175, 283	\$90
900-SHG	139, 140, 141, 149, 150, 155, 161, 163, 167, 171, 175, 283	\$90
903	31, 39, 41, 42, 51, 53, 54, 55, 56, 63, 80, 81, 99, 100, 103, 105, 111, 113, 117, 285	\$40
906	284	\$90
906D-SN	284	\$180
906SN	284	\$110
1140F-316	122	\$100
1145	25, 31, 39, 41, 42, 51, 53, 54, 55, 56, 71, 72, 73, 75, 80, 81, 85, 89, 99, 100, 101, 103, 105, 111, 113, 117, 139, 140, 149, 155, 161, 163, 171, 185, 191, 197, 284	\$70
1145SN	25, 31, 39, 41, 51, 53, 55, 56, 71, 72, 75, 80, 85, 89, 99, 100, 103, 105, 111, 113, 117, 139, 149, 155, 161, 163, 171, 185, 191, 197, 284	\$100
AG100	284	\$70
AG120	284	\$75

ACCESSORIES	Page	Price
AG150	284	\$75
AG180	284	\$75
AIUS100	85, 89, 99, 100, 103, 105, 111, 113, 161, 163, 167, 171, 282	\$250
AIUS200	85, 89, 99, 100, 103, 105, 111, 113, 161, 163, 167, 171, 282	\$300
AIUS300	85, 89, 99, 100, 101, 103, 105, 111, 113, 161, 163, 167, 171, 282	\$350
BGDI100	167	\$145
BGDI110	167	\$155
BGDIL150	171	\$145
BGDIS150	171	\$145
CK13-36C	197	\$250
CK15-36C	197	\$260
CK19-36C	197	\$280
CL-14-36S	63	\$190
CL-24-36S	63	\$190
CL-28-36S	63	\$200
CL-31-36S	63	\$215
CL-BGC	63	\$170
CL-SSC	63	\$145
CL-WGC	63	\$170
CP-50C	89	\$320
CU10-36S	103	\$130
CU11-36S	103	\$145
CU13-36S	103	\$145
CU15-36S	99, 103	\$155
CU17-36S	103	\$155
CU18-36S	103	\$170
CU19-36S	99	\$160
CU21-36S	25, 99, 105	\$170
CU23-36S	99	\$170
CU25-36S	99	\$190
CU27-36S	100, 105	\$190
CU30-36S	100, 101	\$200
CU-40K	25	\$290
CU-40P	25	\$120
CU-40S	25	\$180
CU-FC	25	\$245
CU-GC	25	\$145
CU-KS	25	\$120
CU-WR	25	\$155
CUW-36RM	31	\$170
CUW-40S	31	\$200
CUW-60S	31, 39, 41, 42, 51, 53, 54, 55, 56, 63	\$225
CUW-70S	25, 31	\$240
CUW18-36S	31	\$170
CUW24-36S	31	\$190
CUW31-36S	31	\$200
ELG14-36S	161	\$170
ELG16-36S	161	\$190
ELG22-36S	161	\$190
FBGG1014	163	\$120
FBGG1114	163	\$120
FBGG1316	163	\$130

ACCESSORIES	Page	Price
FBGG1914	163	\$145
FK30-36S	185	\$305
FK33-36S	185	\$340
FK36-36S	185	\$355
GD12-36S	111, 113	\$155
GD15-36S	111, 113	\$170
GD18-36S	111	\$190
GD23-36S	111	\$200
GD28-36S	111	\$240
GD31-36S	113	\$250
MA-17-31LRM	149	\$180
MA-31-36S	149, 150	\$295
MA-31RM	149, 150	\$180
MA-40S	149, 150	\$210
MA-70S	149, 150	\$240
MK24-36C	191	\$260
MK28-36C	191	\$290
MK31-36C-LH	191	\$280
MK31-36C-RH	191	\$280
MK35-36C-LH	191	\$330
MK35-36C-RH	191	\$330
OA-40S	185, 191, 197	\$435
OC2-31S-RH	80, 81	\$195
OC2-36S	80, 81	\$265
OC2-45SP	80, 81	\$405
OC2-50C	80, 81	\$195
PE-70S	51, 53, 54, 55, 56, 63, 71, 72, 73, 75	\$260
PG-40S	139, 140, 141	\$260
PKG12-36RM	141	\$160
PKG12-36S	141	\$170
PKG14-31RM	139	\$155
PKG14-36RM	139	\$195
PKG17-36RM	141	\$200
PKG17-36S	141	\$200
PKG18-31RM	139, 140, 141	\$190
PKG20-36RM	139	\$220
PKG31-36RM	139, 140	\$250
PKG31-36S	139	\$260
PKGCVR	31, 71, 72, 73, 75, 139, 140, 141, 285	\$105
PKXCVR	39, 41, 42, 285	\$120
PR-31S	85	\$190
PR-36S	85	\$190
PS2-11-36S	55	\$150
PS2-14-36S	55	\$160
PS2-15-36S	51	\$170
PS2-16-36S	56	\$170
PS2-18-36S	51, 55	\$190
PS2-21-36S	51	\$225
PS2-24-36S	51	\$240
PS2-27-36S	53	\$260
PS2-30-36S	53	\$305
PS2-33-36S	53, 54	\$330
PS2-45S	51, 53, 54, 55, 56, 63	\$260
PS23-36S	122	\$280
PT14-31S	71, 72, 73, 75	\$170
PT14-36S	71, 75	\$170

ACCESSORIES	Page	Price
PT17-36S	71, 75	\$170
PT20-36S	71	\$190
PT22-36S	71, 75	\$190
PT25-36S	71	\$190
PT28-36S	72	\$200
PT31-36S	72, 73	\$215
PT-40S	71, 72, 73, 75	\$250
PT-41S	71, 72, 73, 75	\$240
PX-13S	39	\$170
PX-16S	39	\$170
PX-18S	39	\$190
PX-21S	39, 41	\$225
PX-25S	41	\$240
PX-28S	41, 42	\$250
PX-40S	39, 41, 42	\$260
PX-70S	39, 41, 42	\$250
RG-36S	89	\$190
RG-36S-RH	89	\$190
RM18S	51, 53, 54, 55, 56, 63	\$190
RNDCVR	25, 51, 53, 54, 55, 56, 80, 81, 285	\$105
SP-40S	25, 31, 71, 72, 73, 75	\$70
UV-36RM	39, 41, 42, 71, 72, 73, 75, 85, 117, 155, 161, 175, 197, 283	\$200
WD-900-CHA	139, 140, 141, 149, 150, 155, 161, 163, 171, 175, 274, 283	\$100
WD-900-MBK	139, 140, 141, 149, 150, 155, 161, 163, 171, 175, 274, 283	\$100
WD-900-MOC	139, 140, 141, 149, 150, 155, 161, 163, 171, 175, 274, 283	\$100
WD-900-OYS	139, 140, 141, 149, 150, 155, 161, 163, 171, 175, 274, 283	\$100
WD-900-PWT	139, 140, 141, 149, 150, 155, 161, 163, 171, 175, 274, 283	\$100
WD-900-SHG	139, 140, 141, 149, 150, 155, 161, 163, 171, 175, 274, 283	\$100

Quick Reference

Quick Reference



PRODUCT NO.	Page	Price	PRODUCT NO.	Page	Price	PRODUCT NO.	Page	Price	PRODUCT NO.	Page	Price	PRODUCT NO.	Page	Price	PRODUCT NO.	Page	Price
628	285	\$10	BGDIS150	171	\$145	CUX11030	100	\$1,150	ELG120OYS	160	\$715	FF5880SN	243	\$770	FFS5200	212	\$900
903	31, 39, 41, 42, 51, 53, 54, 55, 56, 63, 80, 81, 99, 100, 103, 105, 111, 113, 117, 285	\$40	CCK110-13WH	196	\$810	CUX11030-WKC	101	\$1,700	ELG120PWT	160	\$715	FFB3100	228	\$465	FFS5220	212	\$1,080
906	284	\$90	CCK110-15WH	196	\$845	CUX11031-W	30	\$3,480	ELG120SHG	160	\$715	FFB3120MBK	228	\$590	FFS5280	212	\$1,080
1145	25, 31, 39, 41, 42, 51, 53, 54, 55, 56, 71, 72, 73, 75, 80, 81, 85, 89, 99, 100, 101, 103, 105, 111, 113, 117, 139, 140, 149, 155, 161, 163, 171, 185, 191, 197, 284	\$70	CCK110-19WH	196	\$935	CUX120	102	\$1,275	ELG120STO	160	\$715	FFB3180	228	\$590	FFS5290SB	212	\$1,080
1140F-316	122	\$100	CK13-36C	197	\$250	CUX160	102	\$1,275	ELG14-36S	161	\$170	FFB3325BSS	249	\$660	FFT3100	229, 252	\$660
1145SN	25, 31, 39, 41, 51, 53, 55, 56, 71, 72, 75, 80, 85, 89, 99, 100, 103, 105, 111, 113, 117, 139, 149, 155, 161, 163, 171, 185, 191, 197, 284	\$100	CK15-36C	197	\$260	CUX16021-W	25	\$2,960	ELG16-36S	161	\$190	FFB3350	249	\$540	FFT3180	229, 252	\$785
900-CHA	139, 140, 141, 149, 150, 155, 161, 163, 167, 171, 175, 283	\$90	CK19-36C	197	\$280	CUX16024	102	\$1,030	ELG160CHA	161	\$715	FFB3391CHG	249	\$660	FFT3350	249, 252	\$665
900-MBK	139, 140, 141, 149, 150, 155, 161, 163, 167, 171, 175, 283	\$90	CL-14-36S	63	\$190	CUX16032	103	\$1,325	ELG160MOC	161	\$715	FFB3425BSS	234	\$685	FFT5200	213, 252	\$725
900-MOC	139, 140, 141, 149, 150, 155, 161, 163, 167, 171, 175, 283	\$90	CL-24-36S	63	\$190	DIG61091-CHA	167	\$600	ELG160ONY	161	\$715	FFB3450	234	\$560	FFT5220	213, 252	\$885
900-OYS	139, 140, 141, 149, 150, 155, 161, 163, 167, 171, 175, 283	\$90	CL-28-36S	63	\$200	DIG61091-MOC	167	\$600	ELG160OYS	161	\$715	FFB3491CHG	234	\$685	FFT5280	213, 252	\$885
900-PWT	139, 140, 141, 149, 150, 155, 161, 163, 167, 171, 175, 283	\$90	CL-31-36S	63	\$215	DIG61091-ONY	167	\$600	ELG160PWT	161	\$715	FFB4250	245	\$495	FFHK710-30WH	184	\$1,320
900-SHG	139, 140, 141, 149, 150, 155, 161, 163, 167, 171, 175, 283	\$90	CL-BGC	63	\$170	DIG61091-PWT	167	\$600	ELG160SHG	161	\$715	FFB5200	213	\$550	FFHK710-33WH	184	\$1,690
906D-SN	284	\$180	CL-SSC	63	\$145	DIG61091-SHG	167	\$600	ELG160STO	161	\$715	FFB5220	213	\$675	FFHK710-36WH	184	\$1,835
906SN	284	\$110	CL-WGC	63	\$170	DIG62D91-CHA	167	\$680	ELG22-36S	161	\$190	FFB5280	213	\$675	FK30-36S	185	\$305
AG100	284	\$70	CLV110-24	62	\$1,920	DIG62D91-MOC	167	\$680	EOCH33229-1	163	\$610	FFB5290SB	213	\$675	FK33-36S	185	\$340
AG120	284	\$75	CLV110-28	62	\$2,050	DIG62D91-ONY	167	\$680	EODB33229-1	163	\$610	FFP3100	228	\$660	FK36-36S	185	\$355
AG150	284	\$75	CLV110-31	62	\$2,170	DIG62D91-PWT	167	\$680	EOOX33229-1	163	\$610	FFP3120MBK	228	\$785	FRC06	260	\$95
AG180	284	\$75	CLV120-33	63	\$2,295	DIG62D91-SHG	167	\$680	EOPY33229-1	163	\$610	FFP3180	228	\$785	FRC06-2PK	260	\$175
AIUS100	85, 89, 99, 100, 103, 105, 111, 113, 161, 163, 167, 171, 282	\$250	CP-50C	89	\$320	DIG62F91-CHA	171	\$660	EOPW33229-1	163	\$610	FFP3325BSS	248	\$810	FRC09	260	\$55
AIUS200	85, 89, 99, 100, 103, 105, 111, 113, 161, 163, 167, 171, 282	\$300	CT-200	258	\$1,250	DIG62F91-MOC	171	\$660	EOSG33229-1	163	\$610	FFP3350	248	\$665	FRCNSTR	258	\$400
AIUS300	85, 89, 99, 100, 101, 103, 105, 111, 113, 161, 163, 167, 171, 282	\$350	CU-200	258	\$1,250	DIG62F91-MOC	171	\$660	ESCH25229-1	162	\$545	FFP3391CHG	248	\$810	FRCNSTR-DUO-1	259	\$450
BGDI100	167	\$145	CU-40K	25	\$290	DIG62F91-ONY	171	\$660	ESDB25229-1	162	\$545	FFP3425BSS	234	\$880	FRCNSTR100	258	\$250
BGDI110	167	\$155	CU-40P	25	\$120	DIG62F91-PWT	171	\$660	ESOX25229-1	162	\$545	FFP3450	234	\$720	FRX02	260	\$95
BGDIL150	171	\$145	CU-40S	25	\$180	DIG62F91-SHG	171	\$660	ESQY25229-1	162	\$545	FFP3491CHG	234	\$880	FWDJ125	271	\$610
			CU-40S	25	\$245	DW10000	230, 255	\$520	ESPW25229-1	162	\$545	FFP4250	245	\$610	FWDJ50	271	\$290
			CU-40S	25	\$145	DW10020	230, 255	\$610	ESSG25229-1	162	\$545	FFP4400	221	\$510	FWDJ75	271	\$465
			CU-40S	25	\$120	DW13025BSS	235, 256	\$660	FBGG1014	163	\$120	FFP4480	221	\$635	FWDJ75B	271	\$565
			CU-40S	25	\$155	DW13050	235, 256	\$545	FBGG1114	163	\$120	FFP5200	213	\$725	GD12-36S	111, 113	\$155
			CU-40S	25	\$155	DW13091CHG	235, 256	\$660	FBGG1316	163	\$130	FFP5220	213	\$885	GD15-36S	111, 113	\$170
			CU-40S	25	\$155	DW15000	213, 253	\$540	FBGG1914	163	\$145	FFP5280	213	\$885	GD18-36S	111	\$190
			CU-40S	25	\$170	DW15020	213, 253	\$630	FF3100	228	\$700	FFP5290SB	213	\$885	GD23-36S	111	\$200
			CU-40S	25	\$160	DW15080	213, 253	\$630	FF3120MBK	228	\$825	FFPD3350	248	\$665	GD28-36S	111	\$240
			CU-40S	25	\$170	DW15090	213, 253	\$630	FF3180	228	\$825	FFPD4300	220	\$900	GD31-36S	113	\$250
			CU-40S	25	\$190	DW16000	222, 254	\$520	FF3325BSS	248	\$850	FFPD4350	220	\$1,060	GDX11012	110	\$675
			CU-40S	25	\$190	DW16040	222, 254	\$610	FF3350	248	\$700	FFPD4400	220	\$750	GDX11015	110	\$725
			CU-40S	25	\$190	DW16061	222, 254	\$610	FF3352	123, 248	\$850	FFPD4450	220	\$915	GDX11018	110	\$840
			CU-40S	25	\$190	DW16065	222, 254	\$610	FF3391CHG	248	\$850	FFPD5300	209	\$1,350	GDX11023	111	\$930
			CU-40S	25	\$190	DW16080	222, 254	\$610	FF3425BSS	234	\$965	FFPD5380	209	\$1,640	GDX11028	111	\$985
			CU-40S	25	\$190	DW7000C	229, 255	\$495	FF3450	234	\$790	FFPD5400	209	\$1,450	GDX11031	112	\$1,065
			CU-40S	25	\$200	DW7020C	229, 255	\$595	FF3452SS	123, 234	\$965	FFPD5480	209	\$1,730	GDX11031	112	\$1,220
			CU-40S	25	\$170	DW7080C	229, 255	\$595	FF3491CHG	234	\$965	FFPD5550	225	\$860	GDX12031	112	\$1,220
			CU-40S	25	\$200	DW9000C	252	\$485	FF4250	245	\$680	FFPD5800CH	243	\$640	GDX16028RH	112	\$1,185
			CU-40S	25	\$225	DW9080C	252	\$585	FF4400	220	\$730	FFPD5805CHA	243	\$770	GDX16031RH	113	\$1,240
			CU-40S	25	\$240	EDCH33229-1	162	\$600	FF4420	220	\$880	FFPD5807STG	243	\$770	HT-400	258	\$520
			CU-40S	25	\$170	EDDB33229-1	162	\$600	FF4480	220	\$880	FFPS3450	235	\$880	KBG11013CHA	155	\$590
			CU-40S	25	\$190	EDOX33229-1	162	\$600	FF4700	221	\$700	FFPS3491CHG	235	\$880	KBG11013MOC	155	\$590
			CU-40S	25	\$200	EDPY33229-1	162	\$600	FF4720	221	\$825	FFPS3600	228	\$530	KBG11013ONY	155	\$590
			CU-40S	25	\$2,260	EDPW33229-1	162	\$600	FF4780	221	\$825	FFPS3680	228	\$660	KBG11013OYS	155	\$590
			CU-40S	25	\$765	EDSG33229-1	162	\$600	FF4800	220	\$730	FFPS5200	212	\$765	KBG11013SHG	155	\$590
			CU-40S	25	\$2,990	ELG11022CHA	160	\$610	FF4880	220	\$880	FFPS5220	212	\$935	KBG11013STO	155	\$590
			CU-40S	25	\$810	ELG11022MOC	160	\$610	FF5200	212	\$765	FFPS5280	212	\$935	KBG11031CHA	155	\$715
			CU-40S	25	\$895	ELG11022ONY	160	\$610	FF5220	212	\$935	FFPS5800CH	243	\$640	KBG11031MOC	155	\$715
			CU-40S	25	\$895	ELG11022OYS	160	\$610	FF5280	212	\$935	FFPS5801ONY	243	\$770	KBG11031ONY	155	\$715
			CU-40S	25	\$930	ELG11022PWT	160	\$610	FF5280	212	\$935	FFPS5804OYS	243	\$770			
			CU-40S	25	\$3,230	ELG11022SHG	160	\$610	FF5300	209	\$880	FFPS5805CHA	243	\$770			
			CU-40S	25	\$965	ELG11022STO	160	\$610	FF5380	209	\$1,055	FFPS5807STG	243	\$770			
			CU-40S	25	\$1,030	ELG120CHA	160	\$715	FF5800CH	243	\$640	FFPS5808PWT	243	\$770			
			CU-40S	25	\$1,030	ELG120MOC	160	\$715	FF5820MBK	243	\$770	FFPS5820MBK	243	\$770			
			CU-40S	25	\$1,030	ELG120ONY	160	\$715	FF5820MBK	243	\$770	FFPS5880SN	243	\$770			

Quick Reference

Quick Reference

PRODUCT NO.	Page	Price
KBG11031OYS	155	\$715
KBG11031SHG	155	\$715
KBG11031STO	155	\$715
LB10120	230, 256	\$610
LB10180	230, 256	\$610
LB10200	231, 256	\$660
LB10220	231, 256	\$795
LB10280	231, 256	\$795
LB13125BSS	235, 256	\$660
LB13150	235, 256	\$545
LB13191CHG	235, 256	\$660
LB13225BSS	236, 257	\$790
LB13250	236, 257	\$670
LB13291CHG	236, 257	\$790
LB15100	214, 253	\$540
LB15120	214, 253	\$630
LB15180	214, 253	\$630
LB15190	214, 253	\$630
LB15200	214, 254	\$660
LB15220	214, 254	\$795
LB15280	214, 254	\$795
LB15290	214, 254	\$795
LB16100	222, 254	\$520
LB16120	222, 254	\$610
LB16190	222, 254	\$610
LB16200	222, 254	\$660
LB16220	222, 254	\$795
LB7100C	230, 255	\$495
LB7120C	230, 255	\$595
LB7180C	230, 255	\$595
LB7200C	230, 255	\$680
LB7220C	230, 255	\$815
LB7280C	230, 255	\$815
LB9100C	253	\$485
LB9180C	253	\$585
LB9200C	253	\$670
LB9280C	253	\$795
MA-17-31LRM	149	\$180
MA-31-36S	149, 150	\$295
MA-31RM	149, 150	\$180
MA-40S	149, 150	\$210
MA-70S	149, 150	\$240
MAG11031OW-CHA	149	\$730
MAG11031OW-CHA-WKC	150	\$1,350
MAG11031OW-MBK	149	\$730
MAG11031OW-MBK-WKC	150	\$1,350
MAG11031OW-ONY	149	\$730
MAG11031OW-ONY-WKC	150	\$1,350
MAG11031OW-OYS	149	\$730
MAG11031OW-OYS-WKC	150	\$1,350
MAG11031OW-PWT	149	\$730
MAG11031OW-PWT-WKC	150	\$1,350
MAG11031OW-SHG	149	\$730
MAG11031OW-SHG-WKC	150	\$1,350
MAG61023CHA	148	\$710
MAG61023MBK	148	\$710
MAG61023ONY	148	\$710

PRODUCT NO.	Page	Price
MAG61023OYS	148	\$710
MAG61023PWT	148	\$710
MAG61023SHG	148	\$710
MAG61031OW-CHA	148	\$710
MAG61031OW-MBK	148	\$710
MAG61031OW-ONY	148	\$710
MAG61031OW-OYS	148	\$710
MAG61031OW-PWT	148	\$710
MAG61031OW-PWT	148	\$710
MAG61031OW-SHG	148	\$710
MHK110-20WH	190	\$665
MHK110-24WH	190	\$880
MHK110-28WH	190	\$985
MHK720-31WH	191	\$1,090
MHK720-35WH	191	\$1,520
MK24-36C	191	\$260
MK28-36C	191	\$290
MK31-36C-LH	191	\$280
MK31-36C-RH	191	\$280
MK35-36C-LH	191	\$330
MK35-36C-RH	191	\$330
OA-40S	185, 191, 197	\$435
OC2-31S-RH	80, 81	\$195
OC2-36S	80, 81	\$265
OC2-45SP	80, 81	\$405
OC2-50C	80, 81	\$195
ODX110-2310-316	122	\$1,030
ODX110-2312-316	122	\$1,090
OR2X110	80	\$1,300
OR2X110-WKC	81	\$1,950
PCX1102109	85	\$840
PE-70S	51, 53, 54, 55, 56, 63, 71, 72, 73, 75	\$260
PF3100	229	\$700
PF3120MBK	229	\$825
PF3180	229	\$825
PF3450	235	\$790
PF4400	221	\$730
PF4480	221	\$880
PF5200	212	\$765
PF5220	212	\$935
PF5280	212	\$935
PF5290SB	212	\$935
PFD4400	221	\$730
PFD4480	221	\$765
PG-40S	139, 140, 141	\$260
PKG11014CHA	138	\$610
PKG11014MBK	138	\$610
PKG11014MOC	138	\$610
PKG11014ONY	138	\$610
PKG11014OYS	138	\$610
PKG11014PWT	138	\$610
PKG11014SHG	138	\$610
PKG11014STO	138	\$610
PKG11020CHA	138	\$740
PKG11020MBK	138	\$740
PKG11020MOC	138	\$740
PKG11020ONY	138	\$740

PRODUCT NO.	Page	Price
PKG11020OYS	138	\$740
PKG11020PWT	138	\$740
PKG11020SHG	138	\$740
PKG11020STO	138	\$740
PKG11031CHA	139	\$860
PKG11031CHA-WKC	140	\$1,450
PKG11031MBK	139	\$860
PKG11031MBK-WKC	140	\$1,450
PKG11031MOC	139	\$860
PKG11031MOC-WKC	140	\$1,450
PKG11031ONY	139	\$860
PKG11031ONY-WKC	140	\$1,450
PKG11031OYS	139	\$860
PKG11031OYS-WKC	140	\$1,450
PKG11031PWT	139	\$860
PKG11031PWT-WKC	140	\$1,450
PKG11031SHG	139	\$860
PKG11031SHG-WKC	140	\$1,450
PKG11031STO	139	\$860
PKG12-36RM	141	\$160
PKG12-36S	141	\$170
PKG14-31RM	139	\$155
PKG14-36RM	139	\$195
PKG160CHA	141	\$940
PKG160MBK	141	\$940
PKG160MOC	141	\$940
PKG160ONY	141	\$940
PKG160OYS	141	\$940
PKG160PWT	141	\$940
PKG160SHG	141	\$940
PKG160STO	141	\$940
PKG17-36RM	141	\$200
PKG17-36S	141	\$200
PKG18-31RM	139, 140, 141	\$190
PKG20-36RM	139	\$220
PKG31-36RM	139, 140	\$250
PKG31-36S	139	\$260
PKGCVR	31, 71, 72, 73, 75, 139, 140, 141, 285	\$105
PKX11013	38	\$2,380
PKX11016	38	\$2,580
PKX11018	39	\$2,775
PKX11021	39	\$2,955
PKX11025	40	\$3,100
PKX11028	40	\$3,225
PKX11028-WKC	42	\$3,600
PKX1108	38	\$1,460
PKX160	40	\$3,700
PKX160LH	40	\$3,700
PKXCVR	39, 41, 42, 285	\$120
PR-31S	85	\$190
PR-36S	85	\$190
PRX11021	85	\$965
PS2-11-36S	55	\$150
PS2-14-36S	55	\$160
PS2-15-36S	51	\$170
PS2-16-36S	56	\$170

PRODUCT NO.	Page	Price
PS2-18-36S	51, 55	\$190
PS2-21-36S	51	\$225
PS2-24-36S	51	\$240
PS2-27-36S	53	\$260
PS2-30-36S	53	\$305
PS2-33-36S	53, 54	\$330
PS2-45S	51, 53, 54, 55, 56, 63	\$260
PS23-36S	122	\$280
PS2X110-15	50	\$1,740
PS2X110-18	50	\$1,800
PS2X110-21	50	\$1,865
PS2X110-24	51	\$1,935
PS2X110-24-12	51	\$1,990
PS2X110-27	52	\$2,060
PS2X110-30	52	\$2,185
PS2X110-30-12	52	\$2,310
PS2X110-33	53	\$2,485
PS2X110-33-WKC	54	\$2,950
PS2X120-14-14	55	\$2,610
PS2X120-16-16	56	\$2,735
PS2X160-18-11	55	\$2,610
PT-40S	71, 72, 73, 75	\$250
PT-41S	71, 72, 73, 75	\$240
PT14-31S	71, 72, 73, 75	\$170
PT14-36S	71, 75	\$170
PT17-36S	71, 75	\$170
PT20-36S	71	\$190
PT22-36S	71, 75	\$190
PT25-36S	71	\$190
PT28-36S	72	\$200
PT31-36S	72, 73	\$215
PTX110-14	70	\$750
PTX110-17	70	\$840
PTX110-20	70	\$1,090
PTX110-22	71	\$1,215
PTX110-25	71	\$1,275
PTX110-28	72	\$1,360
PTX110-31	72	\$1,490
PTX110-31-WKC	73	\$2,150
PTX160-31	74	\$1,700
PTX160-37	74	\$1,760
PTX160-40	74	\$1,870
PX-13S	39	\$170
PX-16S	39	\$170
PX-18S	39	\$190
PX-21S	39, 41	\$225
PX-25S	41	\$240
PX-28S	41, 42	\$250
PX-40S	39, 41, 42	\$260
PX-70S	39, 41, 42	\$250
RBX-110	117	\$670
RG-36S	89	\$190
RG-36S-RH	89	\$190
RGX160	89	\$1,200
RM18S	51, 53, 54, 55, 56, 63	\$190

PRODUCT NO.	Page	Price
RNDCVR	25, 51, 53, 54, 55, 56, 80, 81, 285	\$105
SD-500	264	\$340
SD-580N	264	\$410
SD-800	264	\$455
SD-880N	264	\$545
SD3100	231, 265	\$150
SD3120MBK	231, 265	\$190
SD3180	231, 265	\$190
SD3200	243, 265	\$145
SD3201	243, 265	\$180
SD3204	243, 265	\$180
SD3205	243, 265	\$180
SD3207	243, 265	\$180
SD3214	243, 265	\$180
SD3220	243, 265	\$180
SD3280	243, 265	\$180
SD3425BSS	236, 264	\$285
SD3450SS	236, 264	\$285
SD3491CHG	236, 264	\$285
SD5200	214, 264	\$170
SD5220	214, 264	\$210
SD5280	214, 264	\$210
SD5290SB	214, 264	\$210
SOX1720-1	175	\$455
SP-40S	25, 31, 71, 72, 73, 75	\$70
SZCH1720-1	175	\$455
SZPW1720-1	175	\$455
UV-36RM	39, 41, 42, 71, 72, 73, 75, 85, 117, 155, 161, 175, 197, 283	\$200
WD-900-CHA	139, 140, 141, 149, 150, 155, 161, 163, 171, 175, 274, 283	\$100
WD-900-MBK	139, 140, 141, 149, 150, 155, 161, 163, 171, 175, 274, 283	\$100
WD-900-MOC	139, 140, 141, 149, 150, 155, 161, 163, 171, 175, 274, 283	\$100
WD-900-OYS	139, 140, 141, 149, 150, 155, 161, 163, 171, 175, 274, 283	\$100
WD-900-PWT	139, 140, 141, 149, 150, 155, 161, 163, 171, 175, 274, 283	\$100
WD-900-SHG	139, 140, 141, 149, 150, 155, 161, 163, 171, 175, 274, 283	\$100
WD3428BK	273	\$40
WD3428C	273	\$40
WD3428SN	273	\$40
WD9088	273	\$150
WD930CH	273	\$85
WD981SN	273	\$85
WDFLANGE-BK	274	\$85

PRODUCT NO.	Page	Price
WDFLANGE-CH	274	\$80
WDFLANGE-EX-SN	274	\$85
WDFLANGE-EX-WH	274	\$75
WDFLANGE-SS	274	\$85
WDJ33	273	\$205
WDJ50	272	\$245
WDJ50NC	272	\$220
WDJ75	272	\$345
WDJ75NC	272	\$320

Quick Reference

Quick Reference





 **KINDRED**  
2022 COLLECTION







It's the mark of excellence in sinks and the emblem of ease in the kitchen. Backed by a long history of making life's messy moments easier while integrating innovative design and artistry. The Kindred Crown epitomizes sinks made for real life in your home.

Give your kitchen the Kindred Crown it deserves.



## The Kindred Crown

A symbol of engineering excellence. The Kindred Crown reflects our passion for making your kitchen the happiest room in your home.

Our crown signifies our commitment for creating exceptional sinks that offer the reliability and durability your kitchen needs. So go ahead, host your most memorable Sunday brunches, bake your sweetest desserts, celebrate your family's greatest milestones, and tackle all the deliciously messy moments in between with confidence and ease.







## Made to Work

At Kindred, we put the Crowning touch on sinks that are made for real life. With a wide range of styles and sizes, Kindred offers versatile, reliable products built for hard work and made to last.

From stainless steel to natural granite, undermount models to classic drop ins, Kindred sinks suit any interior style.



Choose from our broad assortment of bowl configurations to integrate into any space in the house — kitchen, laundry, mud room, bar, or anywhere else you require a quality sink.

Whether you're outfitting a farmhouse retreat or completing a contemporary chef's kitchen, our thoughtful designs and durable engineering ensure our products are **made to work**.





Other features to make your relationship with Kindred ideal: our easy-to-clean stainless steel, our sound absorbing systems, and our drain systems — all guaranteed to maximize long-term enjoyment.

It's clear that Kindred sinks are **made to last**.



## Made to Last

The kitchen is the heart of the home- and the sink is the heart of the kitchen.

Kindred has spent decades fine-tuning our tried and true sink designs to ensure our heartbeat only gets stronger with each passing year. You'll fall hard for their beauty and reliability, which will continue to shine thanks to our durable finishes.







## Made for Ease

Eliminate complicated, frustrating, and time-consuming traditional sink installation with Kindred's EZ Torque™ installation system, available on select Kindred sink models.

Our revolutionary installation system allows you to drop and drill your sink into place, securely locking the sink to the countertop. Easier installation means enjoying your kitchen sooner.



### EZ TORQUE MEANS HASSLE-FREE INSTALLATION



**DROP SINK INTO  
THE COUNTERTOP.**



**TIGHTEN FASTENERS  
TO SECURE IN PLACE.**







# Contents

<ul style="list-style-type: none"> <li><span style="color: #008080;">■</span> <b>BROOKMORE</b> <span style="float: right;"><b>10</b></span></li> <li style="padding-left: 20px;">Undermount Collection <span style="float: right;">12</span></li> <li style="padding-left: 20px;">Topmount / Drop In Collection <span style="float: right;">20</span></li>   <li><span style="color: #483D8B;">■</span> <b>STEEL QUEEN</b> <span style="float: right;"><b>28</b></span></li> <li style="padding-left: 20px;">Undermount Collection <span style="float: right;">30</span></li> <li style="padding-left: 20px;">Topmount / Drop In Collection <span style="float: right;">40</span></li> <li style="padding-left: 20px;">Utility Collection <span style="float: right;">50</span></li>   <li><span style="color: #FFA500;">■</span> <b>CREEMORE</b> <span style="float: right;"><b>60</b></span></li> <li style="padding-left: 20px;">Topmount / Drop In Collection <span style="float: right;">62</span></li> </ul>	<ul style="list-style-type: none"> <li><span style="color: #DC143C;">■</span> <b>REGINOX</b> <span style="float: right;"><b>68</b></span></li> <li style="padding-left: 20px;">Undermount Collection <span style="float: right;">70</span></li> <li style="padding-left: 20px;">Topmount / Drop In Collection <span style="float: right;">76</span></li> <li style="padding-left: 20px;">ADA Collection <span style="float: right;">80</span></li>   <li><span style="color: #6B8E23;">■</span> <b>GRANITE COLLECTION</b> <span style="float: right;"><b>84</b></span></li> <li style="padding-left: 20px;">Undermount Collection <span style="float: right;">86</span></li> <li style="padding-left: 20px;">Topmount / Drop In Collection <span style="float: right;">94</span></li> </ul>	<ul style="list-style-type: none"> <li><span style="color: #008080;">■</span> <b>WASTE DISPOSERS</b> <span style="float: right;"><b>102</b></span></li>   <li><span style="color: #9ACD32;">■</span> <b>SINK ACCESSORIES</b> <span style="float: right;"><b>106</b></span></li> </ul>
--	---	---





**FRESH MODERN LIVING**

Something new, something fresh. The perfect blend of modern design and impeccable craftsmanship. The sink is an excellent combination of bold design and functionality. The satin finish ensures a tasteful and clean aesthetic to match perfectly with any kitchen interior. Find the perfect solution for any kitchen from our wide range of models.

*Pictured: BSU1832-9N*



**Brookmore**





Pictured: BSU1820-9N



Pictured: BDU1831-9N



## BROOKMORE Undermount Sinks

### CONTEMPORARY DURABLE SINKS

Create something truly unique that fits both prepping and cleaning needs by using multiple sinks from the Brookmore collection.

Our sinks are made with high quality 18-gauge stainless steel with a rich chromium content that helps shield the material from corrosion and prevents bacterial growth. The streamlined look with a striking satin finish will stand up to heavy use and retain its beauty for years.



#### SPACIOUS 9" DEEP BOWL

High capacity sink perfect for soaking and washing stacks of dishes.



#### REAR & OFFSET DRAINS

The placement of the drain has been designed to maximize bowl space.



#### HIGH QUALITY STAINLESS

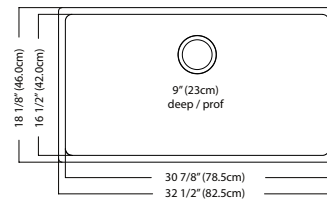
18 gauge high quality stainless steel with exceptional resistance to staining and corrosion.



**BSU1832-9N** \$750.00



Outside Sink Rim Dimensions: 18 1/8" FB x 32 1/2" LR  
 Single Bowl Dimensions: 16 1/2" FB x 30 7/8" LR x 9" DP  
 Minimum Cabinet Size: 36"  
 Gauge: 18  
 Corner Radius: 20mm  
 Finish: Satin Finish  
 Drain Hole Location: Rear  
 Sound Dampening: Sound Pads  
 Installation: Undermount  
 Shipping Weight: 22.2 lbs



**ACCESSORIES**

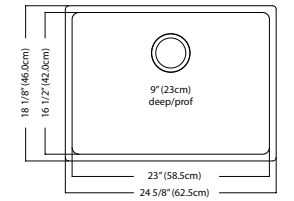
- 1 Strainer Basket 1135
- 2 Bottom Grid BG531S
- 7 Bamboo Cutting Board MB517
- 8 Roller Mat RM55S



**BSU1825-9N** \$665.00



Outside Sink Rim Dimensions: 18 1/8" FB x 24 5/8" LR  
 Single Bowl Dimensions: 16 1/2" FB x 23" LR x 9" DP  
 Minimum Cabinet Size: 30"  
 Gauge: 18  
 Corner Radius: 20mm  
 Finish: Satin Finish  
 Drain Hole Location: Rear  
 Sound Dampening: Sound Pads  
 Installation: Undermount  
 Shipping Weight: 18.3 lbs



**ACCESSORIES**

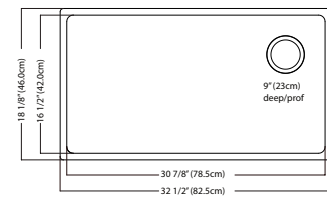
- 1 Strainer Basket 1135
- 5 Bottom Grid BG523S
- 7 Bamboo Cutting Board MB517
- 8 Roller Mat RM55S



**BSU1832-9N-OW** \$750.00



Outside Sink Rim Dimensions: 18 1/8" FB x 32 1/2" LR  
 Single Bowl Dimensions: 16 1/2" FB x 30 7/8" LR x 9" DP  
 Minimum Cabinet Size: 36"  
 Gauge: 18  
 Corner Radius: 20mm  
 Finish: Satin Finish  
 Drain Hole Location: Rear Offset  
 Sound Dampening: Sound Pads  
 Installation: Undermount  
 Shipping Weight: 24.8 lbs



**ACCESSORIES**

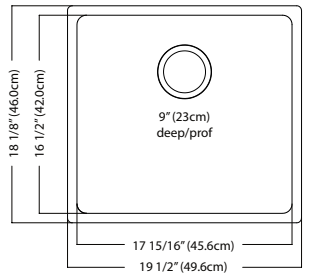
- 1 Strainer Basket 1135
- 3 Bottom Grid BG531OS
- 7 Bamboo Cutting Board MB517
- 8 Roller Mat RM55S



**BSU1820-9N** \$625.00



Outside Sink Rim Dimensions: 18 1/8" FB x 19 1/2" LR  
 Single Bowl Dimensions: 16 1/2" FB x 17 15/16" LR x 9" DP  
 Minimum Cabinet Size: 24"  
 Gauge: 18  
 Corner Radius: 20mm  
 Finish: Satin Finish  
 Drain Hole Location: Rear  
 Sound Dampening: Sound Pads  
 Installation: Undermount  
 Shipping Weight: 15.8 lbs



**ACCESSORIES**

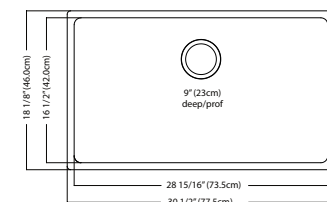
- 1 Strainer Basket 1135
- 6 Bottom Grid BG518S
- 7 Bamboo Cutting Board MB517
- 8 Roller Mat RM55S



**BSU1831-9N** \$720.00



Outside Sink Rim Dimensions: 18 1/8" FB x 30 1/2" LR  
 Single Bowl Dimensions: 16 1/2" FB x 28 15/16" LR x 9" DP  
 Minimum Cabinet Size: 36"  
 Gauge: 18  
 Corner Radius: 20mm  
 Finish: Satin Finish  
 Drain Hole Location: Rear  
 Sound Dampening: Sound Pads  
 Installation: Undermount  
 Shipping Weight: 23 lbs











**ACCESSORIES**

- 1 Strainer Basket 1135
- 4 Bottom Grid BG529S
- 7 Bamboo Cutting Board MB517
- 8 Roller Mat RM55S



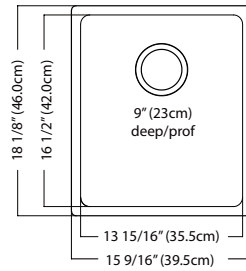
**OPTIONAL ACCESSORIES**

-   
1 Strainer Basket 1135  
\$25.00
-   
2 Bottom Grid BG531S  
\$180.00
-   
3 Bottom Grid BG531OS  
\$180.00
-   
4 Bottom Grid BG529S  
\$170.00
-   
5 Bottom Grid BG523S  
\$160.00
-   
6 Bottom Grid BG518S  
\$155.00
-   
7 Bamboo Cutting Board MB517  
\$150.00
-   
8 Roller Mat RM55S  
\$165.00

**BSU1816-9N \$595.00**



Outside Sink Rim Dimensions: 18 1/8" FB x 15 9/16" LR  
 Single Bowl Dimensions: 16 1/2" FB x 13 15/16" LR x 9" DP  
 Minimum Cabinet Size: 21"  
 Gauge: 18  
 Corner Radius: 20mm  
 Finish: Satin Finish  
 Drain Hole Location: Rear  
 Sound Dampening: Sound Pads  
 Installation: Undermount  
 Shipping Weight: 14 lbs



**ACCESSORIES**

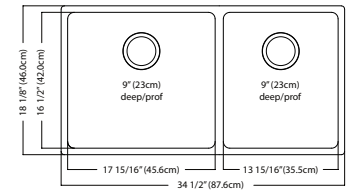
- 1 Strainer Basket 1135
- 2 Bottom Grid BG514S
- 6 Bamboo Cutting Board MB517
- 7 Roller Mat RM55S



**BCU1835R-9N \$890.00**



Outside Sink Rim Dimensions: 18 1/8" FB x 34 1/2" LR  
 Large Bowl Dimensions: 16 1/2" FB x 17 15/16" LR x 9" DP  
 Small Bowl Dimensions: 16 1/2" FB x 13 15/16" LR x 9" DP  
 Minimum Cabinet Size: 39"  
 Gauge: 18  
 Corner Radius: 20mm  
 Finish: Satin Finish  
 Drain Hole Location: Rear  
 Sound Dampening: Sound Pads  
 Installation: Undermount  
 Shipping Weight: 26.7 lbs



**ACCESSORIES**

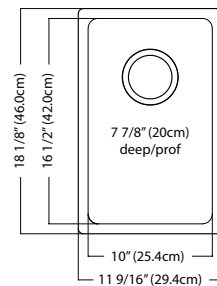
- 1 Strainer Basket 1135
- 2 Bottom Grid BG514S
- 5 Bottom Grid BG518S
- 6 Bamboo Cutting Board MB517
- 7 Roller Mat RM55S



**BSU1812-8N \$565.00**



Outside Sink Rim Dimensions: 18 1/8" FB x 11 9/16" LR  
 Single Bowl Dimensions: 16 1/2" FB x 10" LR x 7 7/8" DP  
 Minimum Cabinet Size: 18"  
 Gauge: 18  
 Corner Radius: 20mm  
 Finish: Satin Finish  
 Drain Hole Location: Rear  
 Sound Dampening: Sound Pads  
 Installation: Undermount  
 Shipping Weight: 11.5 lbs



**ACCESSORIES**

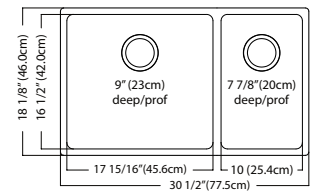
- 1 Strainer Basket 1135
- 3 Bottom Grid BG510S
- 6 Bamboo Cutting Board MB517
- 7 Roller Mat RM55S



**BCU1831R-9N \$870.00**



Outside Sink Rim Dimensions: 18 1/8" FB x 30 1/2" LR  
 Large Bowl Dimensions: 16 1/2" FB x 17 15/16" LR x 9" DP  
 Small Bowl Dimensions: 16 1/2" FB x 10" LR x 7 7/8" DP  
 Minimum Cabinet Size: 36"  
 Gauge: 18  
 Corner Radius: 20mm  
 Finish: Satin Finish  
 Drain Hole Location: Rear  
 Sound Dampening: Sound Pads  
 Installation: Undermount  
 Shipping Weight: 23.4 lbs



**ACCESSORIES**

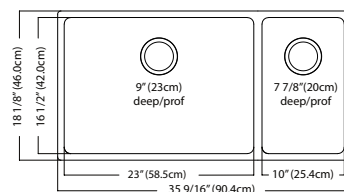
- 1 Strainer Basket 1135
- 3 Bottom Grid BG510S
- 5 Bottom Grid BG518S
- 6 Bamboo Cutting Board MB517
- 7 Roller Mat RM55S



**BCU1836R-9N \$915.00**



Outside Sink Rim Dimensions: 18 1/8" FB x 35 9/16" LR  
 Large Bowl Dimensions: 16 1/2" FB x 23" LR x 9" DP  
 Small Bowl Dimensions: 16 1/2" FB x 10" LR x 7 7/8" DP  
 Minimum Cabinet Size: 39"  
 Gauge: 18  
 Corner Radius: 20mm  
 Finish: Satin Finish  
 Drain Hole Location: Rear  
 Sound Dampening: Sound Pads  
 Installation: Undermount  
 Shipping Weight: 27.2 lbs





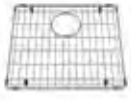




**ACCESSORIES**

- 1 Strainer Basket 1135
- 3 Bottom Grid BG510S
- 4 Bottom Grid BG523S
- 6 Bamboo Cutting Board MB517
- 7 Roller Mat RM55S



**OPTIONAL ACCESSORIES**

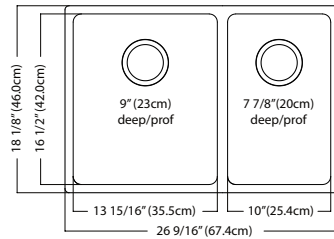
-   
1 Strainer Basket 1135  
\$25.00
-   
2 Bottom Grid BG514S  
\$135.00
-   
3 Bottom Grid BG510S  
\$130.00
-   
4 Bottom Grid BG523S  
\$160.00
-   
5 Bottom Grid BG518S  
\$155.00
-   
6 Bamboo Cutting Board MB517  
\$150.00
-   
7 Roller Mat RM55S  
\$165.00



**BCU1827R-9N** \$845.00



Outside Sink Rim Dimensions: 18 1/8" FB x 26 9/16" LR  
 Large Bowl Dimensions: 16 1/2" FB x 13 15/16" LR x 9" DP  
 Small Bowl Dimensions: 16 1/2" FB x 10" LR x 7 7/8" DP  
 Minimum Cabinet Size: 30"  
 Gauge: 18  
 Corner Radius: 20mm  
 Finish: Satin Finish  
 Drain Hole Location: Rear  
 Sound Dampening: Sound Pads  
 Installation: Undermount  
 Shipping Weight: 22.2 lbs



**ACCESSORIES**

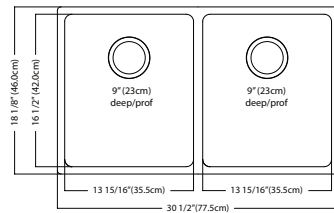
- 1** Strainer Basket 1135
- 2** Bottom Grid BG514S
- 3** Bottom Grid BG510S
- 4** Bamboo Cutting Board MB517
- 5** Roller Mat RM55S



**BDU1831-9N** \$780.00



Outside Sink Rim Dimensions: 18 1/8" FB x 30 1/2" LR  
 Equal Size Bowl Dimensions: 16 1/2" FB x 13 15/16" LR x 9" DP  
 Minimum Cabinet Size: 36"  
 Gauge: 18  
 Corner Radius: 20mm  
 Finish: Satin Finish  
 Drain Hole Location: Rear  
 Sound Dampening: Sound Pads  
 Installation: Undermount  
 Shipping Weight: 24.8 lbs



**ACCESSORIES**

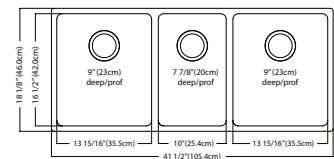
- 1** Strainer Basket 1135
- 2** Bottom Grid BG514S
- 4** Bamboo Cutting Board MB517
- 5** Roller Mat RM55S



**BTU1841-9N** \$1,020.00



Outside Sink Rim Dimensions: 18 1/8" FB x 41 1/2" LR  
 Equal Bowl Dimensions: 16 1/2" FB x 13 15/16" LR x 9" DP  
 Small Bowl Dimensions: 16 1/2" FB x 10" LR x 7 7/8" DP  
 Minimum Cabinet Size: 45"  
 Gauge: 18  
 Corner Radius: 20mm  
 Finish: Satin Finish  
 Drain Hole Location: Rear  
 Sound Dampening: Sound Pads  
 Installation: Undermount  
 Shipping Weight: 33 lbs



**ACCESSORIES**

- 1** Strainer Basket 1135
- 2** Bottom Grid BG514S
- 3** Bottom Grid BG510S
- 4** Bamboo Cutting Board MB517
- 5** Roller Mat RM55S



**OPTIONAL ACCESSORIES**



**1** Strainer Basket 1135  
\$25.00



**2** Bottom Grid BG514S  
\$135.00



**3** Bottom Grid BG510S  
\$130.00



**4** Bamboo Cutting Board MB517  
\$150.00



**5** Roller Mat RM55S  
\$165.00



Pictured: BSL2233-9-1N



Pictured: BSL2131-9-1N



BROOKMORE  
**Topmount / Drop In Sinks**

**REFINE, ENHANCE, UPGRADE**

It's easy to change the look of any kitchen and create something that feels completely new without remodeling the entire space.

Our revolutionary EZ Torque™ installation system is a simplified fastener process that allows you to install the sink in just a few simple steps. Easier installation means enjoying your kitchen sooner.



**SPACIOUS 9" DEEP BOWL**  
High capacity sink perfect for soaking and washing stacks of dishes.



**EZ TORQUE INSTALLATION**  
Simplified fastener system and drop-and-drill process make this one of the industry's quickest sinks to install.



**REAR & OFFSET DRAINS**  
The placement of the drain has been designed to maximize bowl space.



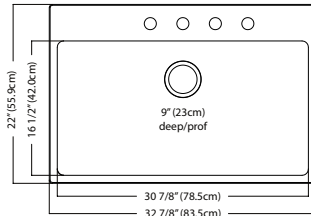
**BSL2233-9-4N** (4 faucet holes) \$725.00

**BSL2233-9-3N** (3 faucet holes)

**BSL2233-9-1N** (1 faucet hole)



Outside Sink Rim Dimensions: 22" FB x 32 7/8" LR  
Single Bowl Dimensions: 16 1/2" FB x 30 7/8" LR x 9" DP  
Minimum Cabinet Size: 36"  
Gauge: 18  
Corner Radius: 20mm  
Finish: Satin Finish  
Drain Hole Location: Rear  
Sound Dampening: Sound Pads  
Installation: Topmount / Drop In  
Shipping Weight: 23 lbs



**ACCESSORIES**

- 1 Strainer Basket 1135
- 2 Bottom Grid BG531S
- 6 Bamboo Cutting Board MB517
- 7 Roller Mat RM55S



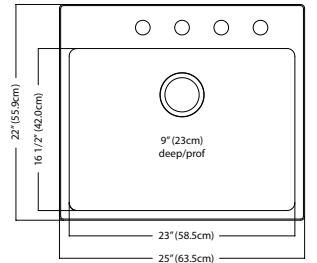
**BSL2225-9-4N** (4 faucet holes) \$675.00

**BSL2225-9-3N** (3 faucet holes)

**BSL2225-9-1N** (1 faucet hole)



Outside Sink Rim Dimensions: 22" FB x 25" LR  
Single Bowl Dimensions: 16 1/2" FB x 23" LR x 9" DP  
Minimum Cabinet Size: 27"  
Gauge: 18  
Corner Radius: 20mm  
Finish: Satin Finish  
Drain Hole Location: Rear  
Sound Dampening: Sound Pads  
Installation: Topmount / Drop In  
Shipping Weight: 19.2 lbs



**ACCESSORIES**

- 1 Strainer Basket 1135
- 5 Bottom Grid BG523S
- 6 Bamboo Cutting Board MB517
- 7 Roller Mat RM55S



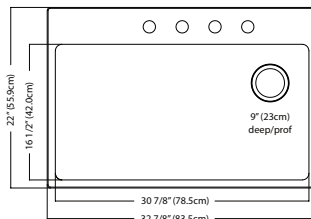
**BSL2233-9-4N-OW** (4 faucet holes) \$725.00

**BSL2233-9-3N-OW** (3 faucet holes)

**BSL2233-9-1N-OW** (1 faucet hole)



Outside Sink Rim Dimensions: 22" FB x 32 7/8" LR  
Single Bowl Dimensions: 16 1/2" FB x 30 7/8" LR x 9" DP  
Minimum Cabinet Size: 36"  
Gauge: 18  
Corner Radius: 20mm  
Finish: Satin Finish  
Drain Hole Location: Rear offset  
Sound Dampening: Sound Pads  
Installation: Topmount / Drop In  
Shipping Weight: 23 lbs



**ACCESSORIES**

- 1 Strainer Basket 1135
- 3 Bottom Grid BG531OS
- 6 Bamboo Cutting Board MB517
- 7 Roller Mat RM55S



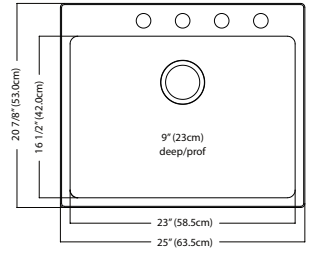
**BSL2125-9-4N** (4 faucet holes) \$650.00

**BSL2125-9-3N** (3 faucet holes)

**BSL2125-9-1N** (1 faucet hole)



Outside Sink Rim Dimensions: 20 7/8" FB x 25" LR  
Single Bowl Dimensions: 16 1/2" FB x 23" LR x 9" DP  
Minimum Cabinet Size: 27"  
Gauge: 18  
Corner Radius: 20mm  
Finish: Satin Finish  
Drain Hole Location: Rear  
Sound Dampening: Sound Pads  
Installation: Topmount / Drop In  
Shipping Weight: 18.8 lbs



**ACCESSORIES**

- 1 Strainer Basket 1135
- 5 Bottom Grid BG523S
- 6 Bamboo Cutting Board MB517
- 7 Roller Mat RM55S



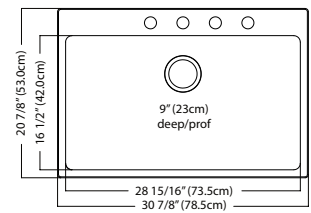
**BSL2131-9-4N** (4 faucet holes) \$700.00

**BSL2131-9-3N** (3 faucet holes)

**BSL2131-9-1N** (1 faucet hole)



Outside Sink Rim Dimensions: 20 7/8" FB x 30 7/8" LR  
Single Bowl Dimensions: 16 1/2" FB x 28 15/16" LR x 9" DP  
Minimum Cabinet Size: 33"  
Gauge: 18  
Corner Radius: 20mm  
Finish: Satin Finish  
Drain Hole Location: Rear  
Sound Dampening: Sound Pads  
Installation: Topmount / Drop In  
Shipping Weight: 23.2 lbs



**ACCESSORIES**

- 1 Strainer Basket 1135
- 4 Bottom Grid BG529S
- 6 Bamboo Cutting Board MB517
- 7 Roller Mat RM55S



**OPTIONAL ACCESSORIES**



- 1 Strainer Basket 1135 \$25.00
- 2 Bottom Grid BG531S \$180.00
- 3 Bottom Grid BG531OS \$180.00
- 4 Bottom Grid BG529S \$170.00



- 5 Bottom Grid BG523S \$160.00
- 6 Bamboo Cutting Board MB517 \$150.00
- 7 Roller Mat RM55S \$165.00

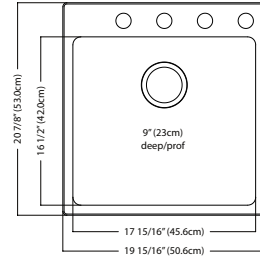
**BSL2120-9-4N** (4 faucet holes) \$565.00

**BSL2120-9-3N** (3 faucet holes)

**BSL2120-9-1N** (1 faucet hole)



Outside Sink Rim Dimensions: 20 7/8" FB x 19 15/16" LR  
Single Bowl Dimensions: 16 1/2" FB x 17 15/16" LR x 9" DP  
Minimum Cabinet Size: 24"  
Gauge: 18  
Corner Radius: 20mm  
Finish: Satin Finish  
Drain Hole Location: Rear  
Sound Dampening: Sound Pads  
Installation: Topmount / Drop In  
Shipping Weight: 15.6 lbs



**ACCESSORIES**

- 1 Strainer Basket 1135
- 2 Bottom Grid BG518S
- 6 Bamboo Cutting Board MB517
- 7 Roller Mat RM55S



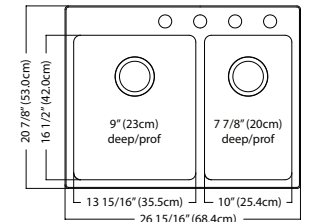
**BCL2127R-9-4N** (4 faucet holes) \$905.00

**BCL2127R-9-3N** (3 faucet holes)

**BCL2127R-9-1N** (1 faucet hole)



Outside Sink Rim Dimensions: 20 7/8" FB x 26 15/16" LR  
Large Bowl Dimensions: 16 1/2" FB x 13 15/16" LR x 9" DP  
Small Bowl Dimensions: 16 1/2" FB x 10" LR x 7 7/8" DP  
Minimum Cabinet Size: 30"  
Gauge: 18  
Corner Radius: 20mm  
Finish: Satin Finish  
Drain Hole Location: Rear  
Sound Dampening: Sound Pads  
Installation: Topmount / Drop In  
Shipping Weight: 22.2 lbs



**ACCESSORIES**

- 1 Strainer Basket 1135
- 3 Bottom Grid BG514S
- 4 Bottom Grid BG510S
- 6 Bamboo Cutting Board MB517
- 7 Roller Mat RM55S

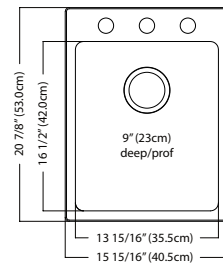


**BSL2116-9-3N** (3 faucet holes) \$540.00

**BSL2116-9-1N** (1 faucet hole)



Outside Sink Rim Dimensions: 20 7/8" FB x 15 15/16" LR  
Single Bowl Dimensions: 16 1/2" FB x 13 15/16" LR x 9" DP  
Minimum Cabinet Size: 18"  
Gauge: 18  
Corner Radius: 20mm  
Finish: Satin Finish  
Drain Hole Location: Rear  
Sound Dampening: Sound Pads  
Installation: Topmount / Drop In  
Shipping Weight: 14.7 lbs



**ACCESSORIES**

- 1 Strainer Basket 1135
- 3 Bottom Grid BG514S
- 6 Bamboo Cutting Board MB517
- 7 Roller Mat RM55S



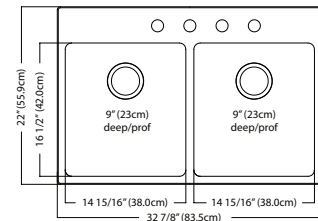
**BDL2233-9-4N** (4 faucet holes) \$825.00

**BDL2233-9-3N** (3 faucet holes)

**BDL2233-9-1N** (1 faucet hole)



Outside Sink Rim Dimensions: 22" FB x 32 7/8" LR  
Equal Size Bowl Dimensions: 16 1/2" FB x 14 15/16" LR x 9" DP  
Minimum Cabinet Size: 36"  
Gauge: 18  
Corner Radius: 20mm  
Finish: Satin Finish  
Drain Hole Location: Rear  
Sound Dampening: Sound Pads  
Installation: Topmount / Drop In  
Shipping Weight: 27 lbs



**ACCESSORIES**

- 1 Strainer Basket 1135
- 5 Bottom Grid BG515S
- 6 Bamboo Cutting Board MB517
- 7 Roller Mat RM55S



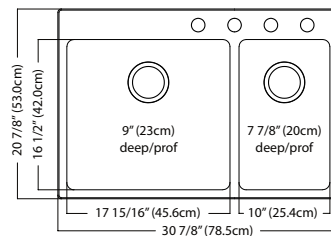
**BCL2131R-9-4N** (4 faucet holes) \$965.00

**BCL2131R-9-3N** (3 faucet holes)

**BCL2131R-9-1N** (1 faucet hole)



Outside Sink Rim Dimensions: 20 7/8" FB x 30 7/8" LR  
Large Bowl Dimensions: 16 1/2" FB x 17 15/16" LR x 9" DP  
Small Bowl Dimensions: 16 1/2" FB x 10" LR x 7 7/8" DP  
Minimum Cabinet Size: 33"  
Gauge: 18  
Corner Radius: 20mm  
Finish: Satin Finish  
Drain Hole Location: Rear  
Sound Dampening: Sound Pads  
Installation: Topmount / Drop In  
Shipping Weight: 24.2 lbs



**ACCESSORIES**

- 1 Strainer Basket 1135
- 2 Bottom Grid BG518S
- 4 Bottom Grid BG510S
- 6 Bamboo Cutting Board MB517
- 7 Roller Mat RM55S



**OPTIONAL ACCESSORIES**



1 Strainer Basket 1135  
\$25.00



2 Bottom Grid BG518S  
\$155.00



3 Bottom Grid BG514S  
\$135.00



4 Bottom Grid BG510S  
\$130.00



5 Bottom Grid BG515S  
\$145.00



6 Bamboo Cutting Board MB517  
\$150.00



7 Roller Mat RM55S  
\$165.00



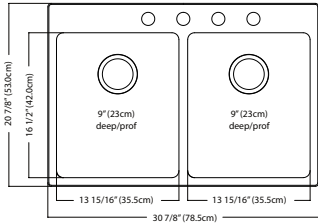
**BDL2131-9-4N** (4 faucet holes) \$750.00

**BDL2131-9-3N** (3 faucet holes)

**BDL2131-9-1N** (1 faucet hole)



Outside Sink Rim Dimensions: 20 7/8" FB x 30 7/8" LR  
 Equal Size Bowl Dimensions: 16 1/2" FB x 13 15/16" LR x 9" DP  
 Minimum Cabinet Size: 33"  
 Gauge: 18  
 Corner Radius: 20mm  
 Finish: Satin Finish  
 Drain Hole Location: Rear  
 Sound Dampening: Sound Pads  
 Installation: Topmount / Drop In  
 Shipping Weight: 24.2 lbs



**ACCESSORIES**

- 1** Strainer Basket 1135
- 2** Bottom Grid BG514S
- 3** Bamboo Cutting Board MB517
- 4** Roller Mat RM55S



*Pictured: BDL2131-9-1N*

**OPTIONAL ACCESSORIES**



**1** Strainer Basket 1135  
\$25.00



**2** Bottom Grid BG514S  
\$135.00



**3** Bamboo Cutting Board MB517  
\$150.00



**4** Roller Mat RM55S  
\$165.00





Pictured: QDUJA1831-8N

**THE CROWNING TOUCH**


Trademarked in 1954, our Steel Queen sinks epitomize the Kindred Crown promise. Boasting innovative design details fine-tuned over decades, the Steel Queen collection is synonymous with our Kindred commitment to quality.

Meet our Queen, proudly bearing the Kindred Crown for decades.





Pictured: QSU/A1933-8N



Pictured: QSU113-6N



## STEEL QUEEN Undermount Sinks

### CLASSICALLY RELIABLE

Kindred Steel Queen sinks offer versatile durability in a wide variety of styles.

These classic sinks seamlessly complement and accentuate solid-surface countertops anywhere in the house. Equipped with a durable finish to ensure your sink will shine for years to come, even through the growing demands of everyday life.

**UNDERMOUNT INSTALLATION**  
Seamless profile brings sleek style to any kitchen.

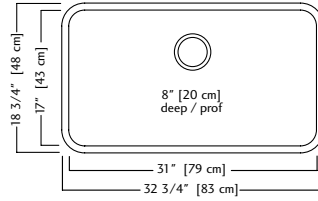
**ULTRA QUIET**  
Sound dampening system that keeps your kitchen clear of excess noise from running water and disposal vibration.

**STYLE & VERSATILITY**  
Choose from a wide range of shapes, sizes and styles to suit any kitchen.

**QSU1933-8N** \$485.00



Outside Sink Rim Dimensions: 18 3/4" FB x 32 3/4" LR  
 Single Bowl Dimensions: 17" FB x 31" LR x 8" DP  
 Minimum Cabinet Size: 36"  
 Gauge: 20  
 Corner Radius: 50mm  
 Finish: Satin Finished Bowl with Silk Finished Rim  
 Drain Hole Location: Rear  
 Sound Dampening: Undercoating  
 Installation: Undermount  
 Shipping Weight: 17.6 lbs



**ACCESSORIES**

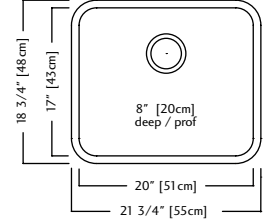
- 1 Strainer Basket 1135
- 2 Bottom Grid BGA3117S
- 7 Drainer Basket DBR10S



**QSU1922-8N** \$415.00



Outside Sink Rim Dimensions: 18 3/4" FB x 21 3/4" LR  
 Single Bowl Dimensions: 17" FB x 20" LR x 8" DP  
 Minimum Cabinet Size: 27"  
 Gauge: 20  
 Corner Radius: 50mm  
 Finish: Satin Finished Bowl with Silk Finished Rim  
 Drain Hole Location: Rear  
 Sound Dampening: Undercoating  
 Installation: Undermount  
 Shipping Weight: 12.1 lbs



**ACCESSORIES**

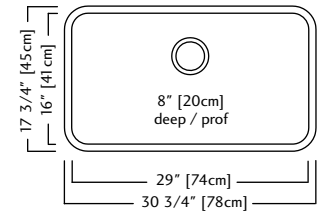
- 1 Strainer Basket 1135
- 5 Bottom Grid BG14S
- 7 Drainer Basket DBR10S



**QSU1831-8N** \$450.00



Outside Sink Rim Dimensions: 17 3/4" FB x 30 3/4" LR  
 Single Bowl Dimensions: 16" FB x 29" LR x 8" DP  
 Minimum Cabinet Size: 36"  
 Gauge: 20  
 Corner Radius: 50mm  
 Finish: Satin Finished Bowl with Silk Finished Rim  
 Drain Hole Location: Rear  
 Sound Dampening: Undercoating  
 Installation: Undermount  
 Shipping Weight: 13.5 lbs



**ACCESSORIES**

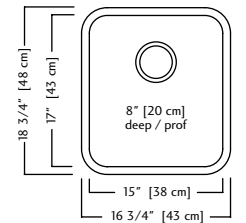
- 1 Strainer Basket 1135
- 3 Bottom Grid BG240S
- 7 Drainer Basket DBR10S



**QSU1917-8N** \$370.00



Outside Sink Rim Dimensions: 18 3/4" FB x 16 3/4" LR  
 Single Bowl Dimensions: 17" FB x 15" LR x 8" DP  
 Minimum Cabinet Size: 21"  
 Gauge: 20  
 Corner Radius: 50mm  
 Finish: Satin Finished Bowl with Silk Finished Rim  
 Drain Hole Location: Rear  
 Sound Dampening: Undercoating  
 Installation: Undermount  
 Shipping Weight: 9.2 lbs



**ACCESSORIES**

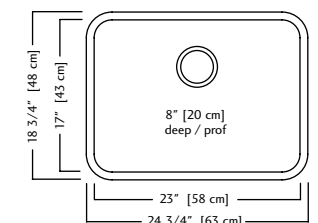
- 1 Strainer Basket 1135
- 6 Bottom Grid BGA1517S
- 7 Drainer Basket DBR10S



**QSU1925-8N** \$340.00



Outside Sink Rim Dimensions: 18 3/4" FB x 24 3/4" LR  
 Single Bowl Dimensions: 17" FB x 23" LR x 8" DP  
 Minimum Cabinet Size: 30"  
 Gauge: 20  
 Corner Radius: 50mm  
 Finish: Satin Finished Bowl with Silk Finished Rim  
 Drain Hole Location: Rear  
 Sound Dampening: Undercoating  
 Installation: Undermount  
 Shipping Weight: 14.5 lbs



**ACCESSORIES**

- 1 Strainer Basket 1135
- 4 Bottom Grid BGA2317S
- 7 Drainer Basket DBR10S



**OPTIONAL ACCESSORIES**



- 1 Strainer Basket 1135 \$25.00
- 2 Bottom Grid BGA3117S \$180.00
- 3 Bottom Grid BG240S \$170.00
- 4 Bottom Grid BGA2317S \$155.00



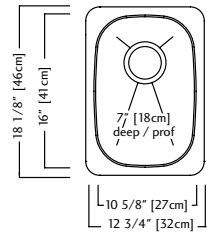
- 5 Bottom Grid BG14S \$120.00
- 6 Bottom Grid BGA1517S \$120.00
- 7 Drainer Basket DBR10S \$130.00



**QSU1813-7N \$400.00**



Outside Sink Rim Dimensions: 18 1/8" FB x 12 3/4" LR  
 Single Bowl Dimensions: 16" FB x 10 5/8" LR x 7" DP  
 Minimum Cabinet Size: 21"  
 Gauge: 18  
 Corner Radius: 70mm  
 Finish: Silk Finished Bowl with Silk Finished Rim  
 Drain Hole Location: Rear  
 Sound Dampening: Sound Pads & Undercoating  
 Installation: Undermount  
 Shipping Weight: 9.1 lbs



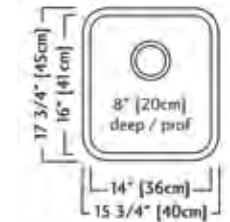
**ACCESSORIES**

- 1 Strainer Basket** 1135
- 4 Bottom Grid** BG35S

**QSU1816-8N \$280.00**



Outside Sink Rim Dimensions: 17 3/4" FB x 15 3/4" LR  
 Single Bowl Dimensions: 16" FB x 14" LR x 8" DP  
 Minimum Cabinet Size: 21"  
 Gauge: 20  
 Corner Radius: 50mm  
 Finish: Satin Finished Bowl with Silk Finished Rim  
 Drain Hole Location: Rear  
 Sound Dampening: Undercoating  
 Installation: Undermount  
 Shipping Weight: 7.1 lbs



**ACCESSORIES**

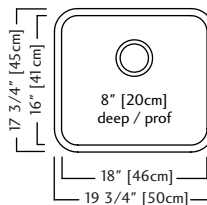
- 1 Strainer Basket** 1135
- 3 Bottom Grid** BG10S
- 5 Drainer Basket** DBR10S



**QSU1820-8N \$280.00**



Outside Sink Rim Dimensions: 17 3/4" FB x 19 3/4" LR  
 Single Bowl Dimensions: 16" FB x 18" LR x 8" DP  
 Minimum Cabinet Size: 24"  
 Gauge: 20  
 Corner Radius: 50mm  
 Finish: Satin Finished Bowl with Silk Finished Rim  
 Drain Hole Location: Rear  
 Sound Dampening: Undercoating  
 Installation: Undermount  
 Shipping Weight: 9.3 lbs



**ACCESSORIES**

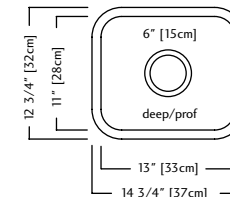
- 1 Strainer Basket** 1135
- 2 Bottom Grid** BG11S
- 5 Drainer Basket** DBR10S



**QSU1315-6N \$245.00**



Outside Sink Rim Dimensions: 12 3/4" FB x 14 3/4" LR  
 Single Bowl Dimensions: 11" FB x 13" LR x 6" DP  
 Minimum Cabinet Size: 18"  
 Gauge: 20  
 Corner Radius: 50mm  
 Finish: Satin Finished Bowl with Silk Finished Rim  
 Drain Hole Location: Center  
 Sound Dampening: Undercoating  
 Installation: Undermount  
 Shipping Weight: 6 lbs



**ACCESSORIES**

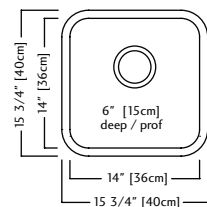
- 1 Strainer Basket** 1135



**QSU1616-6N \$265.00**



Outside Sink Rim Dimensions: 15 3/4" FB x 15 3/4" LR  
 Single Bowl Dimensions: 14" FB x 14" LR x 6" DP  
 Minimum Cabinet Size: 21"  
 Gauge: 20  
 Corner Radius: 50mm  
 Finish: Satin Finished Bowl with Silk Finished Rim  
 Drain Hole Location: Rear  
 Sound Dampening: Undercoating  
 Installation: Undermount  
 Shipping Weight: 5.5 lbs



**ACCESSORIES**

- 1 Strainer Basket** 1135



**OPTIONAL ACCESSORIES**

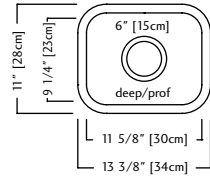
-   
**1 Strainer Basket**  
1135  
\$25.00
-   
**2 Bottom Grid**  
BG11S  
\$115.00
-   
**3 Bottom Grid**  
BG10S  
\$115.00

-   
**4 Bottom Grid**  
BG35S  
\$125.00
-   
**5 Drainer Basket**  
DBR10S  
\$130.00

**QSU1113-6N** \$200.00



Outside Sink Rim Dimensions: 11" FB x 13 3/8" LR  
 Single Bowl Dimensions: 9 1/4" FB x 11 5/8" LR x 6" DP  
 Minimum Cabinet Size: 18"  
 Gauge: 20  
 Corner Radius: 50mm  
 Finish: Satin Finished Bowl with Silk Finished Rim  
 Drain Hole Location: Center  
 Sound Dampening: Undercoating  
 Installation: Undermount  
 Shipping Weight: 3.8 lbs



ACCESSORIES

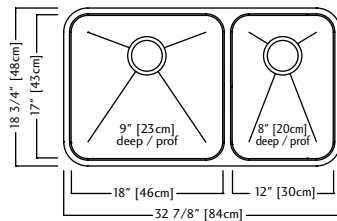
- 2 Strainer Basket 1135



**QCU1933R-9N** \$750.00



Outside Sink Rim Dimensions: 18 3/4" FB x 32 7/8" LR  
 Large Bowl Dimensions: 17" FB x 18" LR x 9" DP  
 Small Bowl Dimensions: 17" FB x 12" LR x 8" DP  
 Minimum Cabinet Size: 36"  
 Gauge: 18  
 Corner Radius: 50mm  
 Finish: Silk Finished Bowls with Silk Finished Rim  
 Drain Hole Location: Rear  
 Sound Dampening: Sound Pads & Undercoating  
 Installation: Undermount  
 Shipping Weight: 26.4 lbs



ACCESSORIES

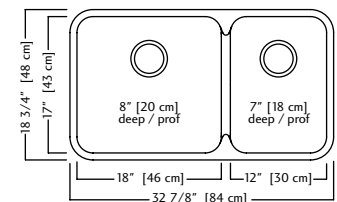
- 2 Strainer Basket 1135
- 3 Bottom Grid BGA1817S
- 4 Bottom Grid BGA1217S
- 8 Drainer Basket DBR10S



**QCUA1933R-8N** \$650.00



Outside Sink Rim Dimensions: 18 3/4" FB x 32 7/8" LR  
 Large Bowl Dimensions: 17" FB x 18" LR x 8" DP  
 Small Bowl Dimensions: 17" FB x 12" LR x 7" DP  
 Minimum Cabinet Size: 36"  
 Gauge: 20  
 Corner Radius: 50mm  
 Finish: Satin Finished Bowls with Silk Finished Rim  
 Drain Hole Location: Rear  
 Sound Dampening: Undercoating  
 Installation: Undermount  
 Shipping Weight: 17.2 lbs



ACCESSORIES

- 2 Strainer Basket 1135
- 3 Bottom Grid BGA1817S
- 4 Bottom Grid BGA1217S
- 8 Drainer Basket DBR10S

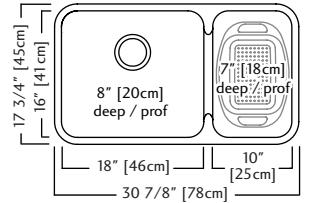


**QCUA1831R-8N** (as shown) \$645.00

**QCUA1831L-8N** (small bowl left)



Outside Sink Rim Dimensions: 17 3/4" FB x 30 7/8" LR  
 Large Bowl Dimensions: 16" FB x 18" LR x 8" DP  
 Small Bowl Dimensions: 16" FB x 10" LR x 7" DP  
 Minimum Cabinet Size: 36"  
 Gauge: 20  
 Corner Radius: 50mm  
 Finish: Satin Finished Bowls with Silk Finished Rim  
 Drain Hole Location: Rear  
 Sound Dampening: Undercoating  
 Installation: Undermount  
 Shipping Weight: 17 lbs



ACCESSORIES

- 1 Colander CA1W **Included**
- 2 Strainer Basket 1135
- 5 Bottom Grid BG13S
- 6 Bottom Grid BG11S
- 8 Drainer Basket DBR10S

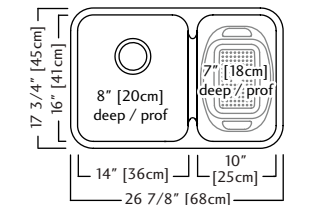


**QCUA1827R-8N** (as shown) \$580.00

**QCUA1827L-8N** (small bowl left)



Outside Sink Rim Dimensions: 17 3/4" FB x 26 7/8" LR  
 Large Bowl Dimensions: 16" FB x 14" LR x 8" DP  
 Small Bowl Dimensions: 16" FB x 10" LR x 7" DP  
 Minimum Cabinet Size: 33"  
 Gauge: 20  
 Corner Radius: 50mm  
 Finish: Satin Finished Bowls with Silk Finished Rim  
 Drain Hole Location: Rear  
 Sound Dampening: Undercoating  
 Installation: Undermount  
 Shipping Weight: 13.8 lbs



ACCESSORIES

- 1 Colander CA1W **Included**
- 2 Strainer Basket 1135
- 5 Bottom Grid BG13S
- 7 Bottom Grid BG10S
- 8 Drainer Basket DBR10S



**INCLUDED ACCESSORIES**



- 1 Colander CA1W **Included**
- On select models as indicated*

**OPTIONAL ACCESSORIES**



- 2 Strainer Basket 1135 \$25.00



- 3 Bottom Grid BGA1817S \$130.00



- 4 Bottom Grid BGA1217S \$90.00



- 5 Bottom Grid BG13S \$120.00



- 6 Bottom Grid BG11S \$115.00



- 7 Bottom Grid BG10S \$115.00



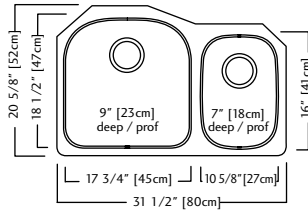
- 8 Drainer Basket DBR10S \$130.00



**QCU2031R-9N \$780.00**



Outside Sink Rim Dimensions: 20 5/8" FB x 31 1/2" LR  
 Large Bowl Dimensions: 18 1/2" FB x 17 3/4" LR x 9" DP  
 Small Bowl Dimensions: 16" FB x 10 5/8" LR x 7" DP  
 Minimum Cabinet Size: 36"  
 Gauge: 18  
 Corner Radius: 70mm  
 Finish: Silk Finished Bowls with Silk Finished Rim  
 Drain Hole Location: Rear  
 Sound Dampening: Sound Pads & Undercoating  
 Installation: Undermount  
 Shipping Weight: 26.0 lbs



**ACCESSORIES**

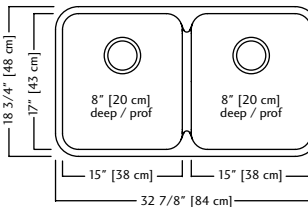
- 1** Strainer Basket 1135
- 2** Bottom Grid BG30S
- 3** Bottom Grid BG35S



**QDUA1933-8N \$535.00**



Outside Sink Rim Dimensions: 18 3/4" FB x 32 7/8" LR  
 Equal Size Bowl Dimensions: 17" FB x 15" LR x 8" DP  
 Minimum Cabinet Size: 36"  
 Gauge: 20  
 Corner Radius: 50mm  
 Finish: Satin Finished Bowls with Silk Finished Rim  
 Drain Hole Location: Rear  
 Sound Dampening: Undercoating  
 Installation: Undermount  
 Shipping Weight: 16.1 lbs



**ACCESSORIES**

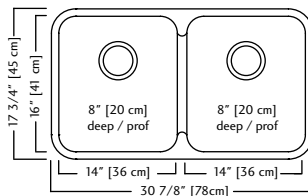
- 1** Strainer Basket 1135
- 4** Bottom Grid BGA1517S
- 6** Drainer Basket DBR10S



**QDUA1831-8N \$475.00**



Outside Sink Rim Dimensions: 17 3/4" FB x 30 7/8" LR  
 Equal Size Bowl Dimensions: 16" FB x 14" LR x 8" DP  
 Minimum Cabinet Size: 36"  
 Gauge: 20  
 Corner Radius: 50mm  
 Finish: Satin Finished Bowls with Silk Finished Rim  
 Drain Hole Location: Rear  
 Sound Dampening: Undercoating  
 Installation: Undermount  
 Shipping Weight: 16.0 lbs



**ACCESSORIES**

- 1** Strainer Basket 1135
- 5** Bottom Grid BG10S
- 6** Drainer Basket DBR10S



**OPTIONAL ACCESSORIES**



**1** Strainer Basket 1135  
 \$25.00



**2** Bottom Grid BG30S  
 \$155.00



**3** Bottom Grid BG35S  
 \$125.00



**4** Bottom Grid BGA1517S  
 \$120.00



**5** Bottom Grid BG10S  
 \$115.00



**6** Drainer Basket DBR10S  
 \$130.00





Pictured: QCLA2027R-8-IN



Pictured: QDL2031-8-3N



STEEL QUEEN  
**Topmount / Drop In Sinks**

**A BEAUTIFUL HISTORY**

Combining design and durability worthy of the Kindred Crown, Steel Queen sinks have been a homeowner's favorite for years.

Kindred's drop in sinks are widely regarded as some of the easiest-to-install. Simple enough for a DIY project, these versatile models are the top choice of many home renovators.



**STYLE & VERSATILITY**  
Choose from a wide range of shapes, sizes and styles to suit any kitchen.



**EZ TORQUE INSTALLATION**  
Simplified fastener system and drop-and-drill process make this one of the industry's quickest sinks to install.



**REAR DRAIN**  
The placement of the drain has been designed to maximize bowl space.



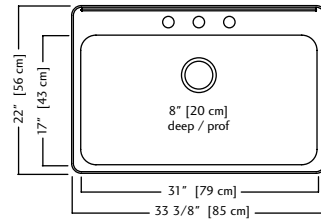
**QSLA2233-8-4N** (4 faucet holes) \$635.00

**QSLA2233-8-3N** (3 faucet holes)

**QSLA2233-8-1N** (1 faucet hole)



Outside Sink Rim Dimensions: 22" FB x 33 3/8" LR  
Single Bowl Dimensions: 17" FB x 31" LR x 8" DP  
Minimum Cabinet Size: 36"  
Gauge: 20  
Corner Radius: 50mm  
Finish: Satin Finished Bowl with Mirror Finished Rim  
Drain Hole Location: Rear  
Sound Dampening: Undercoating  
Installation: Topmount / Drop In  
Shipping Weight: 16.4 lbs



**ACCESSORIES**

- 1 Strainer Basket 1135
- 2 Bottom Grid BGA3117S
- 7 Drainer Basket DBR10S

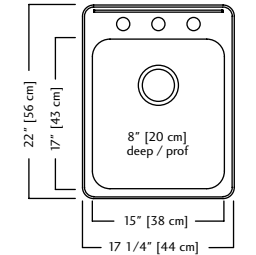


**QSLA2217-8-3N** (3 faucet holes) \$420.00

**QSLA2217-8-1N** (1 faucet hole)



Outside Sink Rim Dimensions: 22" FB x 17 1/4" LR  
Single Bowl Dimensions: 17" FB x 15" LR x 8" DP  
Minimum Cabinet Size: 21"  
Gauge: 20  
Corner Radius: 50mm  
Finish: Satin Finished Bowl with Mirror Finished Rim  
Drain Hole Location: Rear  
Sound Dampening: Undercoating  
Installation: Topmount / Drop In  
Shipping Weight: 9.3 lbs



**ACCESSORIES**

- 1 Strainer Basket 1135
- 5 Bottom Grid BGA1517S
- 7 Drainer Basket DBR10S



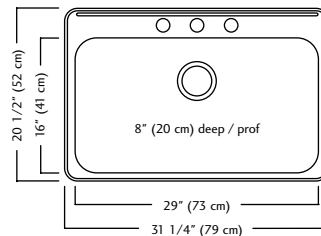
**QSLA2031-8-4N** (4 faucet holes) \$515.00

**QSLA2031-8-3N** (3 faucet holes)

**QSLA2031-8-1N** (1 faucet hole)



Outside Sink Rim Dimensions: 20 1/2" FB x 31 1/4" LR  
Single Bowl Dimensions: 16" FB x 29" LR x 8" DP  
Minimum Cabinet Size: 33"  
Gauge: 20  
Corner Radius: 50mm  
Finish: Satin Finished Bowl with Mirror Finished Rim  
Drain Hole Location: Rear  
Sound Dampening: Undercoating  
Installation: Topmount / Drop In  
Shipping Weight: 14.7 lbs



**ACCESSORIES**

- 1 Strainer Basket 1135
- 3 Bottom Grid BG240S
- 7 Drainer Basket DBR10S

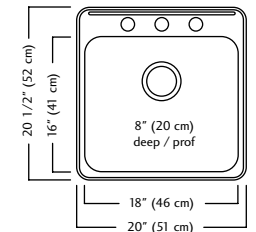


**QSL2020-8-3N** (3 faucet holes) \$280.00

**QSL2020-8-1N** (1 faucet hole)



Outside Sink Rim Dimensions: 20 1/2" FB x 20" LR  
Single Bowl Dimensions: 16" FB x 18" LR x 8" DP  
Minimum Cabinet Size: 24"  
Gauge: 20  
Corner Radius: 50mm  
Finish: Satin Finished Bowl with Mirror Finished Rim  
Drain Hole Location: Rear  
Sound Dampening: Undercoating  
Installation: Topmount / Drop In  
Shipping Weight: 9.7 lbs



**ACCESSORIES**

- 1 Strainer Basket 1135
- 6 Bottom Grid BG11S
- 7 Drainer Basket DBR10S



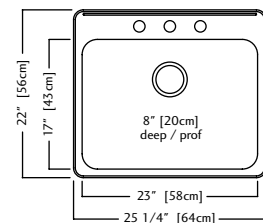
**QSLA2225-8-4N** (4 faucet holes) \$465.00

**QSLA2225-8-3N** (3 faucet holes)

**QSLA2225-8-1N** (1 faucet hole)



Outside Sink Rim Dimensions: 22" FB x 25 1/4" LR  
Single Bowl Dimensions: 17" FB x 23" LR x 8" DP  
Minimum Cabinet Size: 27"  
Gauge: 20  
Corner Radius: 50mm  
Finish: Satin Finished Bowl with Mirror Finished Rim  
Drain Hole Location: Rear  
Sound Dampening: Undercoating  
Installation: Topmount / Drop In  
Shipping Weight: 15.0 lbs



**ACCESSORIES**

- 1 Strainer Basket 1135
- 4 Bottom Grid BGA2317S
- 7 Drainer Basket DBR10S



**OPTIONAL ACCESSORIES**



- 1 Strainer Basket 1135 \$25.00
- 2 Bottom Grid BGA3117S \$180.00
- 3 Bottom Grid BG240S \$170.00
- 4 Bottom Grid BGA2317S \$155.00

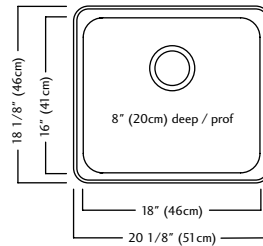


- 5 Bottom Grid BGA1517S \$120.00
- 6 Bottom Grid BG11S \$115.00
- 7 Drainer Basket DBR10S \$130.00

**QSA1820-8N** \$280.00



Outside Sink Rim Dimensions: 18 1/8" FB x 20 1/8" LR  
 Single Bowl Dimensions: 16" FB x 18" LR x 8" DP  
 Minimum Cabinet Size: 24"  
 Gauge: 20  
 Corner Radius: 50mm  
 Finish: Satin Finished Bowl with Mirror Finished Rim  
 Drain Hole Location: Rear  
 Sound Dampening: Undercoating  
 Installation: Topmount / Drop In  
 Shipping Weight: 9.9 lbs



ACCESSORIES

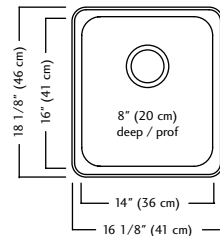
- 2** Strainer Basket 1135   **3** Bottom Grid BG11S   **7** Drainer Basket DBR10S



**QSA1816-8N** \$270.00



Outside Sink Rim Dimensions: 18 1/8" FB x 16 1/8" LR  
 Single Bowl Dimensions: 16" FB x 14" LR x 8" DP  
 Minimum Cabinet Size: 18"  
 Gauge: 20  
 Corner Radius: 50mm  
 Finish: Satin Finished Bowl with Mirror Finished Rim  
 Drain Hole Location: Rear  
 Sound Dampening: Undercoating  
 Installation: Topmount / Drop In  
 Shipping Weight: 8.2 lbs



ACCESSORIES

- 2** Strainer Basket 1135   **4** Bottom Grid BG10S   **7** Drainer Basket DBR10S

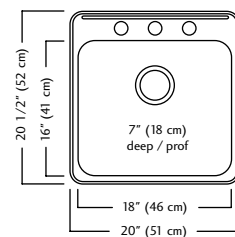


**QSL2020-7-3N** (3 faucet holes) \$220.00

**QSL2020-7-1N** (1 faucet hole)



Outside Sink Rim Dimensions: 20 1/2" FB x 20" LR  
 Single Bowl Dimensions: 16" FB x 18" LR x 7" DP  
 Minimum Cabinet Size: 24"  
 Gauge: 20  
 Corner Radius: 50mm  
 Finish: Satin Finished Bowl with Mirror Finished Rim  
 Drain Hole Location: Rear  
 Sound Dampening: Undercoating  
 Installation: Topmount / Drop In  
 Shipping Weight: 9.2 lbs



ACCESSORIES

- 2** Strainer Basket 1135   **3** Bottom Grid BG11S   **7** Drainer Basket DBR10S



**QCLA2031R-8** (as shown) \$665.00

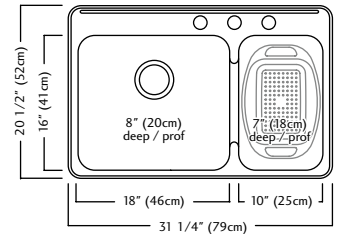
**QCLA2031R-8-3N** (3 faucet holes)  
**QCLA2031R-8-1N** (1 faucet hole)

**QCLA2031L-8** (small bowl left)

**QCLA2031L-8-3N** (3 faucet holes)  
**QCLA2031L-8-1N** (1 faucet hole)



Outside Sink Rim Dimensions: 20 1/2" FB x 31 1/4" LR  
 Large Bowl Dimensions: 16" FB x 18" LR x 8" DP  
 Small Bowl Dimensions: 16" FB x 10" LR x 7" DP  
 Minimum Cabinet Size: 30"  
 Gauge: 20  
 Corner Radius: 50mm  
 Finish: Satin Finished Bowls with Mirror Finished Rim  
 Drain Hole Location: Rear  
 Sound Dampening: Undercoating  
 Installation: Topmount / Drop In  
 Shipping Weight: 15.9 lbs



ACCESSORIES

- 1** Colander CA1W Included   **2** Strainer Basket 1135   **3** Bottom Grid BG11S   **5** Bottom Grid BG13S   **7** Drainer Basket DBR10S



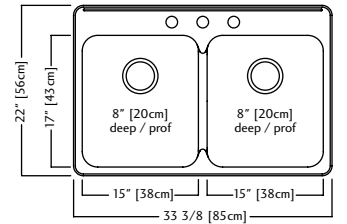
**QDLA2233-8-4N** (4 faucet holes) \$645.00

**QDLA2233-8-3N** (3 faucet holes)

**QDLA2233-8-1N** (1 faucet hole)



Outside Sink Rim Dimensions: 22" FB x 33 3/8" LR  
 Equal Size Bowl Dimensions: 17" FB x 15" LR x 8" DP  
 Minimum Cabinet Size: 36"  
 Gauge: 20  
 Corner Radius: 50mm  
 Finish: Satin Finished Bowls with Mirror Finished Rim  
 Drain Hole Location: Rear  
 Sound Dampening: Undercoating  
 Installation: Topmount / Drop In  
 Shipping Weight: 17.2 lbs



ACCESSORIES

- 2** Strainer Basket 1135   **6** Bottom Grid BGA1517S



**INCLUDED ACCESSORIES**



- 1** Colander CA1W  
 On select models as indicated

**OPTIONAL ACCESSORIES**



- 2** Strainer Basket 1135 \$25.00



- 3** Bottom Grid BG11S \$115.00



- 4** Bottom Grid BG10S \$115.00



- 5** Bottom Grid BG13S \$120.00



- 6** Bottom Grid BGA1517S \$120.00



- 7** Drainer Basket DBR10S \$130.00



**QCLA2027R-8** (as shown) \$635.00

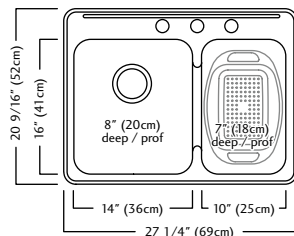
QCLA2027R-8-3N (3 faucet holes)  
QCLA2027R-8-1N (1 faucet hole)

**QCLA2027L-8** (small bowl left)

QCLA2027L-8-3N (3 faucet holes)  
QCLA2027L-8-1N (1 faucet hole)



Outside Sink Rim Dimensions: 20 9/16" FB x 27 1/4" LR  
Large Bowl Dimensions: 16" FB x 14" LR x 8" DP  
Small Bowl Dimensions: 16" FB x 10" LR x 7" DP  
Minimum Cabinet Size: 30"  
Gauge: 20  
Corner Radius: 50mm  
Finish: Satin Finished Bowls with Mirror Finished Rim  
Drain Hole Location: Rear  
Sound Dampening: Undercoating  
Installation: Topmount / Drop In  
Shipping Weight: 15.1 lbs



ACCESSORIES

- 1 Colander CA1W **Included**
- 2 Strainer Basket 1135
- 3 Bottom Grid BG10S
- 4 Bottom Grid BG13S
- 7 Drainer Basket DBR10S

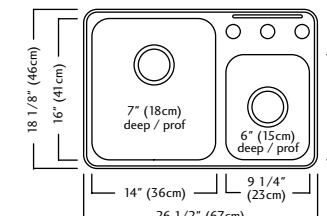


**QCMA1826-7-3N** (3 faucet holes) \$565.00

**QCMA1826-7-1N** (1 faucet hole)



Outside Sink Rim Dimensions: 18 1/8" FB x 26 1/2" LR  
Large Bowl Dimensions: 16" FB x 14" LR x 7" DP  
Small Bowl Dimensions: 11 5/8" FB x 9 1/4" LR x 6" DP  
Minimum Cabinet Size: 30"  
Gauge: 20  
Corner Radius: 50mm  
Finish: Satin Finished Bowls with Mirror Finished Rim  
Drain Hole Location: Rear  
Sound Dampening: Undercoating  
Installation: Topmount / Drop In  
Shipping Weight: 12.8 lbs



ACCESSORIES

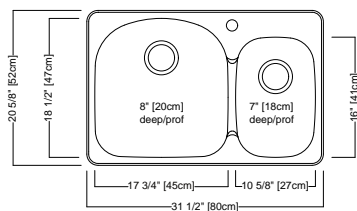
- 2 Strainer Basket 1135
- 3 Bottom Grid BG10S
- 7 Drainer Basket DBR10S



**QDC2031R-8-1N** \$625.00



Outside Sink Rim Dimensions: 20 5/8" FB x 31 1/2" LR  
Large Bowl Dimensions: 18 1/2" FB x 17 3/4" LR x 8" DP  
Small Bowl Dimensions: 16" FB x 10 5/8" LR x 7" DP  
Minimum Cabinet Size: 33"  
Gauge: 20  
Corner Radius: 89mm  
Finish: Satin Finished Bowls with Mirror Finished Rim  
Drain Hole Location: Rear  
Sound Dampening: Undercoating  
Installation: Topmount / Drop In  
Shipping Weight: 22.4 lbs



ACCESSORIES

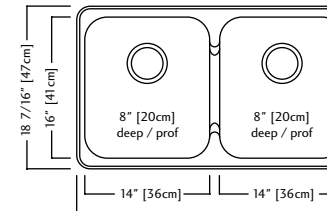
- 2 Strainer Basket 1135
- 5 Bottom Grid BG30S
- 6 Bottom Grid BG35S



**QD1831-8N** \$450.00



Outside Sink Rim Dimensions: 18 7/16" FB x 31 1/4" LR  
Equal Size Bowl Dimensions: 16" FB x 14" LR x 8" DP  
Minimum Cabinet Size: 33"  
Gauge: 20  
Corner Radius: 50mm  
Finish: Satin Finished Bowls with Mirror Finished Rim  
Drain Hole Location: Rear  
Sound Dampening: Undercoating  
Installation: Topmount / Drop In  
Shipping Weight: 17.2 lbs



ACCESSORIES

- 2 Strainer Basket 1135
- 3 Bottom Grid BG10S
- 7 Drainer Basket DBR10S



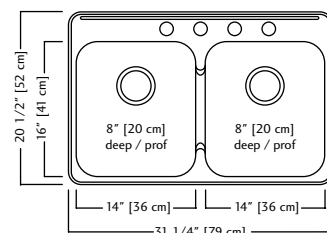
**QDL2031-8-4N** (4 faucet holes) \$475.00

**QDL2031-8-3N** (3 faucet holes)

**QDL2031-8-1N** (1 faucet hole)



Outside Sink Rim Dimensions: 20 1/2" FB x 31 1/4" LR  
Equal Size Bowl Dimensions: 16" FB x 14" LR x 8" DP  
Minimum Cabinet Size: 33"  
Gauge: 20  
Corner Radius: 50mm  
Finish: Satin Finished Bowls with Mirror Finished Rim  
Drain Hole Location: Rear  
Sound Dampening: Undercoating  
Installation: Topmount / Drop In  
Shipping Weight: 15.3 lbs



ACCESSORIES

- 2 Strainer Basket 1135
- 3 Bottom Grid BG10S
- 7 Drainer Basket DBR10S



**INCLUDED ACCESSORIES**



1 Colander CA1W  
**On select models as indicated**

**OPTIONAL ACCESSORIES**



2 Strainer Basket 1135  
\$25.00



3 Bottom Grid BG10S  
\$115.00



4 Bottom Grid BG13S  
\$120.00



5 Bottom Grid BG30S  
\$155.00



6 Bottom Grid BG35S  
\$125.00



7 Drainer Basket DBR10S  
\$130.00



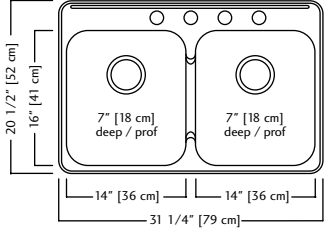
**QDL2031-7-4N** (4 faucet holes) \$395.00

**QDL2031-7-3N** (3 faucet holes)

**QDL2031-7-1N** (1 faucet hole)



Outside Sink Rim Dimensions: 20 1/2" FB x 31 1/4" LR  
 Equal Size Bowl Dimensions: 16" FB x 14" LR x 7" DP  
 Minimum Cabinet Size: 33"  
 Gauge: 20  
 Corner Radius: 50mm  
 Finish: Satin Finished Bowls with Mirror Finished Rim  
 Drain Hole Location: Rear  
 Sound Dampening: Undercoating  
 Installation: Topmount / Drop In  
 Shipping Weight: 15.9 lbs



**ACCESSORIES**

- 1 Strainer Basket 1135
- 2 Bottom Grid BG10S
- 3 Drainer Basket DBR10S



**OPTIONAL ACCESSORIES**



- 1 Strainer Basket 1135 \$25.00
- 2 Bottom Grid BG10S \$115.00
- 3 Drainer Basket DBR10S \$130.00







Pictured: QSL2020-10-1N



Pictured: QSLA2225-10-4N



STEEL QUEEN  
**Utility Sinks**

**BASIN BEAUTY**

Rely on Kindred for high-performing beauty — in any room of the house.

Our designers have spent decades perfecting Kindred's stainless steel utility sinks, offered in a number of sizes and styles to suit any interior.

Tough yet refined, our finishes provide sanitary durability made to last.

**HIGHLY RESILIENT**



Strong enough to take on life's messiest jobs with ease and is easy-to-clean and maintain.

**ULTRA QUIET**



Sound dampening system that keeps your kitchen clear of excess noise from running water and disposal vibration.

**COMMERCIAL SATIN FINISH**



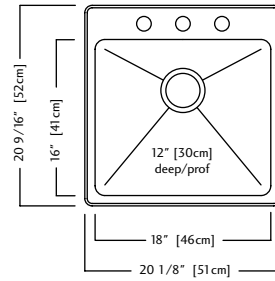
Robust finished sinks stand up to heavy use while retaining their beauty for years.

**QSLF2020-12-3** (3 faucet holes) \$985.00

**QSLF2020-12-1** (1 faucet hole)



Outside Sink Rim Dimensions: 20 9/16" FB x 20 1/8" LR  
Single Bowl Dimensions: 16" FB x 18" LR x 12" DP  
Minimum Cabinet Size: 24"  
Gauge: 18  
Corner Radius: 25mm  
Finish: Satin Finish  
Drain Hole Location: Rear  
Sound Dampening: Sound Pads & Undercoating  
Installation: Dualmount  
Shipping Weight: 32.3 lbs



**ACCESSORIES**

- 1 Strainer Basket 1135 **Included**
- 4 Drainer Basket DBR10S



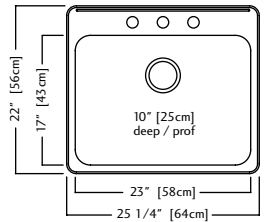
**QSLA2225-10-4N** (4 faucet holes) \$680.00

**QSLA2225-10-3N** (3 faucet holes)

**QSLA2225-10-1N** (1 faucet hole)



Outside Sink Rim Dimensions: 22" FB x 25 1/4" LR  
Single Bowl Dimensions: 17" FB x 23" LR x 10" DP  
Minimum Cabinet Size: 27"  
Gauge: 18  
Corner Radius: 50mm  
Finish: Satin Finished Bowl with Mirror Finished Rim  
Drain Hole Location: Rear  
Sound Dampening: Undercoating  
Installation: Topmount / Drop In  
Shipping Weight: 17.5 lbs



**ACCESSORIES**

- 5 Strainer Basket 1135
- 2 Bottom Grid BGA2317S

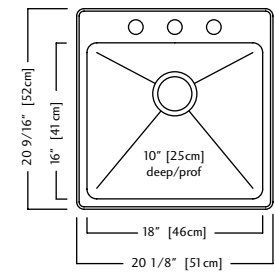


**QSLF2020-10-3** (3 faucet holes) \$850.00

**QSLF2020-10-1** (1 faucet hole)



Outside Sink Rim Dimensions: 20 9/16" FB x 20 1/8" LR  
Single Bowl Dimensions: 16" FB x 18" LR x 10" DP  
Minimum Cabinet Size: 24"  
Gauge: 18  
Corner Radius: 25mm  
Finish: Satin Finish  
Drain Hole Location: Rear  
Sound Dampening: Sound Pads & Undercoating  
Installation: Dualmount  
Shipping Weight: 29.9 lbs



**ACCESSORIES**

- 1 Strainer Basket 1135 **Included**
- 4 Drainer Basket DBR10S

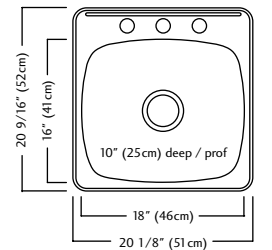


**QSL2020-10-3N** (3 faucet holes) \$500.00

**QSL2020-10-1N** (1 faucet hole)



Outside Sink Rim Dimensions: 20 9/16" FB x 20 1/8" LR  
Single Bowl Dimensions: 16" FB x 18" LR x 10" DP  
Minimum Cabinet Size: 24"  
Gauge: 20  
Corner Radius: 70mm  
Finish: Satin Finished Bowl with Mirror Finished Rim  
Drain Hole Location: Center  
Sound Dampening: Undercoating  
Installation: Topmount / Drop In  
Shipping Weight: 14 lbs



**ACCESSORIES**

- 5 Strainer Basket 1135
- 3 Bottom Grid BG110S

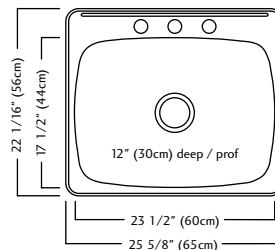


**QSL2225-12-3N** (3 faucet holes) \$795.00

**QSL2225-12-1N** (1 faucet hole)



Outside Sink Rim Dimensions: 22 1/16" FB x 25 5/8" LR  
Single Bowl Dimensions: 17 1/2" FB x 23 1/2" LR x 12" DP  
Minimum Cabinet Size: 27"  
Gauge: 18  
Corner Radius: 70mm  
Finish: Satin Finished Bowl with Mirror Finished Rim  
Drain Hole Location: Center  
Sound Dampening: Undercoating  
Installation: Topmount / Drop In  
Shipping Weight: 20.4 lbs







**ACCESSORIES**

- 5 Strainer Basket 1135



**OPTIONAL ACCESSORIES**

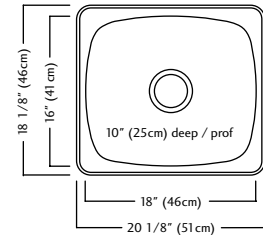
-  1 Strainer Basket 1135 \$25.00
-  2 Bottom Grid BGA2317S \$155.00
-  3 Bottom Grid BG110S \$155.00
-  4 Drainer Basket DBR10S \$130.00



**QSU1820-10N** \$495.00



Outside Sink Rim Dimensions: 18 1/8" FB x 20 1/8" LR  
 Single Bowl Dimensions: 16" FB x 18" LR x 10" DP  
 Minimum Cabinet Size: 21"  
 Gauge: 20  
 Corner Radius: 70mm  
 Finish: Satin Finished Bowl with Satin Finished Rim  
 Drain Hole Location: Center  
 Sound Dampening: Undercoating  
 Installation: Undermount  
 Shipping Weight: 12.1 lbs



**ACCESSORIES**

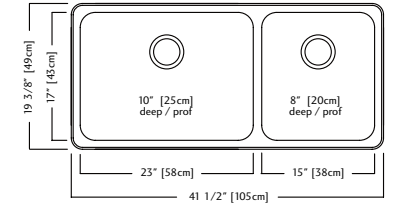
- 1 Strainer Basket 1135
- 2 Bottom Grid BG110S



**QCA1942-10N** \$1,110.00



Outside Sink Rim Dimensions: 19 3/8" FB x 41 1/2" LR  
 Large Bowl Dimensions: 17" FB x 23" LR x 10" DP  
 Small Bowl Dimensions: 17" FB x 15" LR x 8" DP  
 Minimum Cabinet Size: 45"  
 Gauge: 18  
 Corner Radius: 50mm  
 Finish: Satin Finished Bowl with Mirror Finished Rim  
 Drain Hole Location: Rear  
 Sound Dampening: Undercoating  
 Installation: Topmount / Drop In  
 Shipping Weight: 25.5 lbs



**ACCESSORIES**

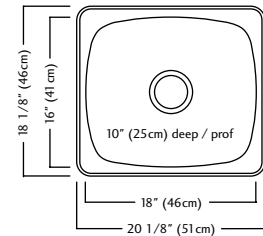
- 1 Strainer Basket 1135
- 3 Bottom Grid BGA2317S
- 4 Bottom Grid BGA1517S



**QS1820-10N** \$485.00



Outside Sink Rim Dimensions: 18 1/8" FB x 20 1/8" LR  
 Single Bowl Dimensions: 16" FB x 18" LR x 10" DP  
 Minimum Cabinet Size: 24"  
 Gauge: 20  
 Corner Radius: 70mm  
 Finish: Satin Finished Bowl with Mirror Finished Rim  
 Drain Hole Location: Center  
 Sound Dampening: Undercoating  
 Installation: Topmount / Drop In  
 Shipping Weight: 13.8 lbs



**ACCESSORIES**

- 1 Strainer Basket 1135
- 2 Bottom Grid BG110S

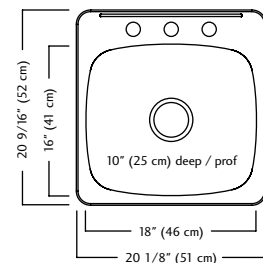


**RSL2020-10-3N** (3 faucet holes) \$395.00

**RSL2020-10-1N** (1 faucet hole)



Outside Sink Rim Dimensions: 20 9/16" FB x 20 1/8" LR  
 Single Bowl Dimensions: 16" FB x 18" LR x 10" DP  
 Minimum Cabinet Size: 24"  
 Gauge: 20  
 Corner Radius: 70mm  
 Finish: Linear Brushed Bowl and Mirror Finished Rim  
 Drain Hole Location: Center  
 Sound Dampening: Sound Pads  
 Installation: Topmount / Drop In  
 Shipping Weight: 14.0 lbs



**ACCESSORIES**

- 1 Strainer Basket 1135
- 3 Bottom Grid BG110S



**OPTIONAL ACCESSORIES**

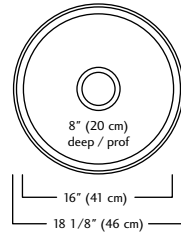


- 1 Strainer Basket 1135 \$25.00
- 2 Bottom Grid BG110S \$155.00
- 3 Bottom Grid BGA2317S \$155.00
- 4 Bottom Grid BGA1517S \$120.00

**QSR18-8N** \$535.00



Outside Sink Rim Dimension: 18 1/8" Diameter  
 Single Bowl Dimension: 16" Diameter x 8" DP  
 Minimum Cabinet Size: 21"  
 Gauge: 20  
 Finish: Satin Finished Bowl with Mirror Finished Rim  
 Drain Hole Location: Center  
 Sound Dampening: Undercoating  
 Installation: Topmount / Drop In  
 Shipping Weight: 8.5 lbs



ACCESSORIES

- 1 Strainer Basket 1135

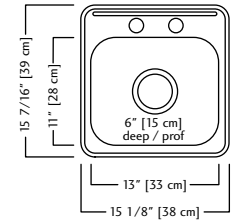


**QSL1515-6-2N** (2 faucet holes) \$260.00

**QSL1515-6-1N** (1 faucet hole)



Outside Sink Rim Dimensions: 15 7/16" FB x 15 1/8" LR  
 Single Bowl Dimensions: 11" FB x 13" LR x 6" DP  
 Minimum Cabinet Size: 18"  
 Gauge: 20  
 Corner Radius: 50mm  
 Finish: Satin Finished Bowl with Mirror Finished Rim  
 Drain Hole Location: Center  
 Sound Dampening: Undercoating  
 Installation: Topmount / Drop In  
 Shipping Weight: 5.5 lbs



ACCESSORIES

- 1 Strainer Basket 1135



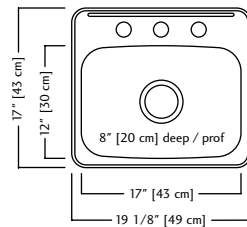
**QSL1719-8-3N** (3 faucet holes) \$370.00

**QSL1719-8-2N** (2 faucet holes)

**QSL1719-8-1N** (1 faucet hole)



Outside Sink Rim Dimensions: 17" FB x 19 1/8" LR  
 Single Bowl Dimensions: 12" FB x 17" LR x 8" DP  
 Minimum Cabinet Size: 21"  
 Gauge: 20  
 Corner Radius: 70mm  
 Finish: Satin Finished Bowl with Mirror Finished Rim  
 Drain Hole Location: Center  
 Sound Dampening: Undercoating  
 Installation: Topmount / Drop In  
 Shipping Weight: 9 lbs



ACCESSORIES

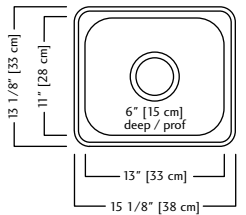
- 1 Strainer Basket 1135



**QS1315-6N** \$245.00



Outside Sink Rim Dimensions: 13 1/8" FB x 15 1/8" LR  
 Single Bowl Dimensions: 11" FB x 13" LR x 6" DP  
 Minimum Cabinet Size: 18"  
 Gauge: 20  
 Corner Radius: 50mm  
 Finish: Satin Finished Bowl with Mirror Finished Rim  
 Drain Hole Location: Center  
 Sound Dampening: Undercoating  
 Installation: Topmount / Drop In  
 Shipping Weight: 5.6 lbs



ACCESSORIES

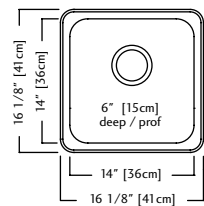
- 1 Strainer Basket 1135



**QSA1616-6N** \$285.00



Outside Sink Rim Dimensions: 16 1/8" FB x 16 1/8" LR  
 Single Bowl Dimensions: 14" FB x 14" LR x 6" DP  
 Minimum Cabinet Size: 18"  
 Gauge: 20  
 Corner Radius: 50mm  
 Finish: Satin Finished Bowl with Mirror Finished Rim  
 Drain Hole Location: Rear  
 Sound Dampening: Undercoating  
 Installation: Topmount / Drop In  
 Shipping Weight: 6.9 lbs



ACCESSORIES

- 1 Strainer Basket 1135



OPTIONAL ACCESSORIES



- 1 Strainer Basket 1135 \$25.00

\* ADA Compliant: Product is compliant with the American Disabilities Act when properly installed

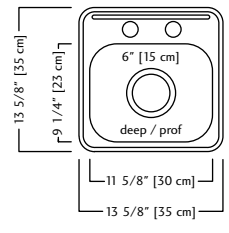


**QSL1313-6-2N** (2 faucet holes) \$215.00

**QSL1313-6-1N** (1 faucet hole)



Outside Sink Rim Dimensions: 13 5/8" FB x 13 5/8" LR  
 Single Bowl Dimensions: 9 1/4" FB x 11 5/8" LR x 6" DP  
 Minimum Cabinet Size: 18"  
 Gauge: 20  
 Corner Radius: 50mm  
 Finish: Satin Finished Bowl with Mirror Finished Rim  
 Drain Hole Location: Center  
 Sound Dampening: Undercoating  
 Installation: Topmount / Drop In  
 Shipping Weight: 4.7 lbs



**ACCESSORIES**

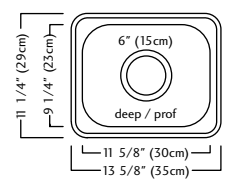
1 Strainer Basket  
1135



**QS1113-6N** \$215.00



Outside Sink Rim Dimensions: 11 1/4" FB x 13 5/8" LR  
 Single Bowl Dimensions: 9 1/4" FB x 11 5/8" LR x 6" DP  
 Minimum Cabinet Size: 18"  
 Gauge: 20  
 Corner Radius: 50mm  
 Finish: Satin Finished Bowl with Mirror Finished Rim  
 Drain Hole Location: Center  
 Sound Dampening: Undercoating  
 Installation: Topmount / Drop In  
 Shipping Weight: 5.0 lbs



**ACCESSORIES**

1 Strainer Basket  
1135



**OPTIONAL ACCESSORIES**



1 Strainer Basket  
1135  
\$25.00

\* ADA Compliant: Product is compliant with the American Disabilities Act when properly installed



Pictured: QSL1515-6-1N



**SINKS FOR REAL LIFE**

Creemore Collection sinks were designed to make the daily grind less so.

With a complete range of features and styles that are easy to install and easy to maintain, they're sure to become easy to love- by builders, installers, and homeowners alike. On selected models, real life meets real simplicity with the EZ Torque installation process, cutting time off the job with smart engineering.

Pictured: CDLA3322-7-4N





Pictured: CDLA3322-8-4CBN



Pictured: CSLA2522-8-4CBN



CREEMORE  
**Topmount / Drop In Sinks**

**QUIET AS A WHISPER**

With pioneering Whisper Steel sound dampening pads, Creemore topmount sinks make even the busiest bowls a pleasure to use.

Installation is as easy as a few simple steps with our streamlined fastener system designed to lock the sink securely to the countertop. Worry-free steel from the industry leader in stainless ensures that Creemore topmount sinks will retain their style for years to come.

**EZ TORQUE INSTALLATION**  
Simplified fastener system and drop-and-drill process make this one of the industry's quickest sinks to install.

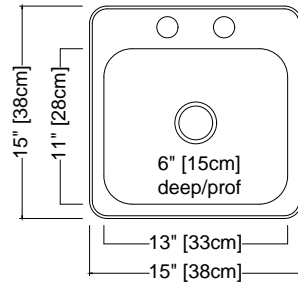
**ULTRA QUIET**  
Sound dampening system that keeps your kitchen clear of excess noise from running water and disposal vibration.

**SPACIOUS BOWL CAPACITY**  
Greater capacity than traditional tapered bowls.

**CSLA1515-6-2CBN \$200.00**



Outside Sink Rim Dimensions: 15" FB x 15" LR  
 Single Bowl Dimensions: 11" FB x 13" LR x 6" DP  
 Minimum Cabinet Size: 18"  
 Gauge: 20  
 Corner Radius: 50mm  
 Finish: Satin Finish  
 Drain Hole Location: 2" Center  
 Sound Dampening: Sound Pads  
 Installation: Topmount / Drop In  
 Shipping Weight: 5.5 lbs



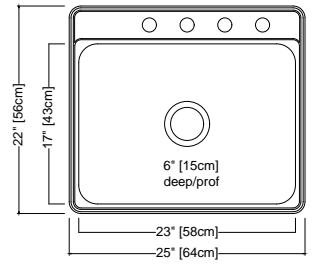
Strainer Not Included



**CSLA2522-6-4N \$160.00**



Outside Sink Rim Dimensions: 22" FB x 25" LR  
 Single Bowl Dimensions: 17" FB x 23" LR x 6" DP  
 Minimum Cabinet Size: 27"  
 Gauge: 22  
 Corner Radius: 50mm  
 Finish: Satin Finish  
 Drain Hole Location: Center  
 Sound Dampening: Sound Pads  
 Installation: Topmount / Drop In  
 Shipping Weight: 7.6 lbs



**ACCESSORIES**

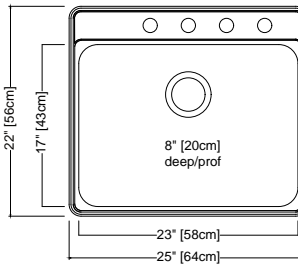
- 1 Strainer Basket 4010856
- 3 Bottom Grid BG2317C



**CSLA2522-8-4CBN \$190.00**



Outside Sink Rim Dimensions: 22" FB x 25" LR  
 Single Bowl Dimensions: 17" FB x 23" LR x 8" DP  
 Minimum Cabinet Size: 27"  
 Gauge: 20  
 Corner Radius: 50mm  
 Finish: Satin Finish  
 Drain Hole Location: Rear  
 Sound Dampening: Sound Pads  
 Installation: Topmount / Drop In  
 Shipping Weight: 9.6 lbs



**ACCESSORIES**

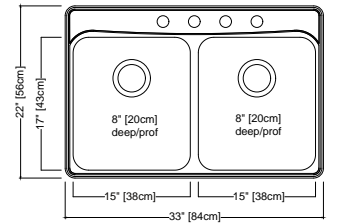
- 1 Strainer Basket 4010856
- 2 Bottom Grid BG2317R



**FCDLA3322-8-4CBN \$260.00**



Outside Sink Rim Dimensions: 22" FB x 33" LR  
 Equal Size Bowl Dimensions: 17" FB x 15" LR x 8" DP  
 Minimum Cabinet Size: 36"  
 Gauge: 18  
 Corner Radius: 50mm  
 Finish: Satin Finish  
 Drain Hole Location: Rear  
 Sound Dampening: Sound Pads  
 Installation: Topmount / Drop In  
 Shipping Weight: 17.2 lbs



**ACCESSORIES**

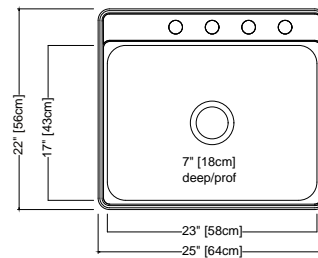
- 1 Strainer Basket 4010856
- 4 Bottom Grid BG1715R



**CSLA2522-7-4N \$170.00**



Outside Sink Rim Dimensions: 22" FB x 25" LR  
 Single Bowl Dimensions: 17" FB x 23" LR x 7" DP  
 Minimum Cabinet Size: 27"  
 Gauge: 22  
 Corner Radius: 50mm  
 Finish: Satin Finish  
 Drain Hole Location: Center  
 Sound Dampening: Sound Pads  
 Installation: Topmount / Drop In  
 Shipping Weight: 8.6 lbs



**ACCESSORIES**

- 1 Strainer Basket 4010856
- 3 Bottom Grid BG2317C



**OPTIONAL ACCESSORIES**



- 1 Strainer Basket 4010856 \$15.00
- 2 Bottom Grid BG2317R \$70.00
- 3 Bottom Grid BG2317C \$70.00
- 4 Bottom Grid BG1715R \$55.00

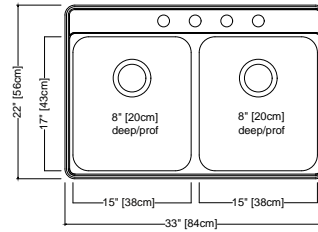
\* ADA Compliant: Product is compliant with the American Disabilities Act when properly installed



**CDLA3322-8-4CBN \$245.00**



Outside Sink Rim Dimensions: 22" FB x 33" LR  
 Equal Size Bowl Dimensions: 17" FB x 15" LR x 8" DP  
 Minimum Cabinet Size: 36"  
 Gauge: 20  
 Corner Radius: 50mm  
 Finish: Satin Finish  
 Drain Hole Location: Rear  
 Sound Dampening: Sound Pads  
 Installation: Topmount / Drop In  
 Shipping Weight: 17.2 lbs



**ACCESSORIES**

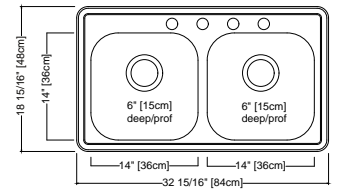
- 1 Strainer Basket 4010856
- 2 Bottom Grid BG1715R



**RDLA3319-6-4CBN \$190.00**



Outside Sink Rim Dimensions: 18 5/16" FB x 32 15/16" LR  
 Equal Bowl Dimensions: 14" FB x 14" LR x 6" DP  
 Minimum Cabinet Size: 36"  
 Gauge: 22  
 Corner Radius: 90mm  
 Finish: Satin Finish  
 Drain Hole Location: Rear  
 Sound Dampening: Sound Pads  
 Installation: Topmount / Drop In  
 Shipping Weight: 13.0 lbs



**ACCESSORIES**

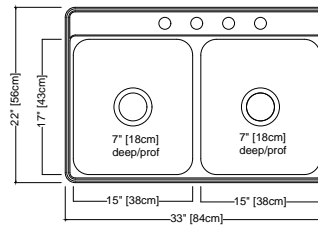
- 1 Strainer Basket 4010856



**CDLA3322-7-4N \$220.00**



Outside Sink Rim Dimensions: 22" FB x 33" LR  
 Equal Bowl Dimensions: 17" FB x 15" LR x 7" DP  
 Minimum Cabinet Size: 36"  
 Gauge: 22  
 Corner Radius: 50mm  
 Finish: Satin Finish  
 Drain Hole Location: Center  
 Sound Dampening: Sound Pads  
 Installation: Topmount / Drop In  
 Shipping Weight: 14.5 lbs



**ACCESSORIES**

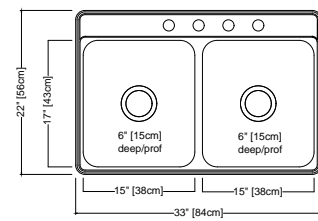
- 1 Strainer Basket 4010856
- 3 Bottom Grid BG1715C



**CDLA3322-6-4N \$210.00**



Outside Sink Rim Dimensions: 22" FB x 33" LR  
 Equal Bowl Dimensions: 17" FB x 15" LR x 6" DP  
 Minimum Cabinet Size: 36"  
 Gauge: 22  
 Corner Radius: 50mm  
 Finish: Satin Finish  
 Drain Hole Location: Center  
 Sound Dampening: Sound Pads  
 Installation: Topmount / Drop In  
 Shipping Weight: 13.5 lbs



**ACCESSORIES**

- 1 Strainer Basket 4010856
- 3 Bottom Grid BG1715C



**OPTIONAL ACCESSORIES**



- 1 Strainer Basket  
4010856  
\$15.00
- 2 Bottom Grid  
BG1715R  
\$55.00
- 3 Bottom Grid  
BG1715C  
\$55.00

\* ADA Compliant: Product is compliant with the American Disabilities Act when properly installed



**PARAMOUNT SELECTION**

The Reginox Collection brings exceptional value that will stand up to everyday chores.

Versatile in form and function, Kindred Reginox sinks offer exceptional value and selection — all backed with a Limited Lifetime manufacturer's warranty.

Picture:RSU1820-7N





Pictured: NDC1827RU-9N



Pictured: NST1930U-9N



REGINOX  
**Undermount Sinks**

**A SINK FOR ANY SPACE**

One size does not fit all- especially where sinks are concerned. Reginox sinks come in sizes and configurations to fit any room in the house.

Kindred's highly versatile undermount sinks are designed to sit under any solid surface counter. A seamless profile that introduces sleek style to your kitchen.

- 

**UNDERMOUNT INSTALLATION**  
Seamless profile brings sleek style to any kitchen.
- 

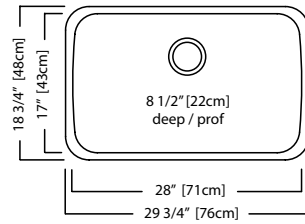
**EASY TO CLEAN**  
Gently sloping corners make cleaning a breeze and add a soft touch to any room.
- 

**EASY CARE STAINLESS**  
Sturdy 20-18 gauge steel from the industry leader in stainless, with a finish that will stand up to hard work, year in and year out.

**NS1930U-9N \$330.00**



Outside Sink Rim Dimensions: 18 3/4" FB x 29 3/4" LR  
 Single Bowl Dimensions: 17" FB x 28" LR x 8 1/2" DP  
 Minimum Cabinet Size: 36"  
 Gauge: 18  
 Corner Radius: 70mm  
 Finish: Linear Brushed Bowl with Silk Finished Rim  
 Drain Hole Location: Rear  
 Sound Dampening: Undercoating  
 Installation: Undermount  
 Shipping Weight: 18.4 lbs



**ACCESSORIES**

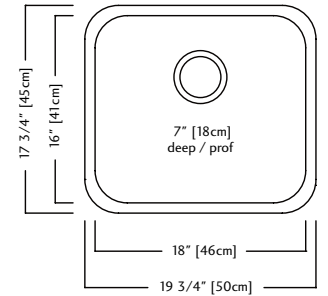
- 1 Strainer Basket 1135
- 2 Bottom Grid BG90S
- 5 Drainer Basket DBR10S



**RSU1820-7N \$200.00**



Outside Sink Rim Dimensions: 17 3/4" FB x 19 3/4" LR  
 Single Bowl Dimensions: 16" FB x 18" LR x 7" DP  
 Minimum Cabinet Size: 24"  
 Gauge: 20  
 Corner Radius: 70mm  
 Finish: Linear Brushed Bowl with Silk Finished Rim  
 Drain Hole Location: Rear  
 Sound Dampening: Sound Pads  
 Installation: Undermount  
 Shipping Weight: 7.9 lbs



**ACCESSORIES**

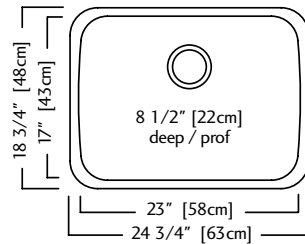
- 1 Strainer Basket 1135
- 4 Bottom Grid BG11S



**NS1925U-9N \$325.00**



Outside Sink Rim Dimensions: 18 3/4" FB x 24 3/4" LR  
 Single Bowl Dimensions: 17" FB x 23" LR x 8 1/2" DP  
 Minimum Cabinet Size: 30"  
 Gauge: 18  
 Corner Radius: 70mm  
 Finish: Linear Brushed Bowl with Silk Finished Rim  
 Drain Hole Location: Rear  
 Sound Dampening: Undercoating  
 Installation: Undermount  
 Shipping Weight: 15.3 lbs



**ACCESSORIES**

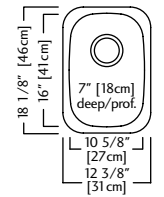
- 1 Strainer Basket 1135
- 3 Bottom Grid BG80S
- 5 Drainer Basket DBR10S



**NS1813U-7N \$190.00**



Outside Sink Rim Dimensions: 18 1/8" FB x 12 3/8" LR  
 Single Bowl Dimensions: 16" FB x 10 5/8" LR x 7" DP  
 Minimum Cabinet Size: 18"  
 Gauge: 18  
 Corner Radius: 89mm  
 Finish: Linear Brushed Bowl with Silk Finished Rim  
 Drain Hole Location: Rear  
 Sound Dampening: Undercoating  
 Installation: Undermount  
 Shipping Weight: 7.0 lbs



**ACCESSORIES**

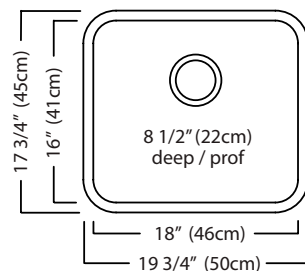
- 1 Strainer Basket 1135
- 6 Bottom Grid BG35S



**NS1820UA-9N \$250.00**



Outside Sink Rim Dimensions: 17 3/4" FB x 19 3/4" LR  
 Single Bowl Dimensions: 16" FB x 18" LR x 8 1/2" DP  
 Minimum Cabinet Size: 24"  
 Gauge: 18  
 Corner Radius: 70mm  
 Finish: Linear Brushed Bowl with Silk Finished Rim  
 Drain Hole Location: Rear  
 Sound Dampening: Undercoating  
 Installation: Undermount  
 Shipping Weight: 11.9 lbs



**ACCESSORIES**

- 1 Strainer Basket 1135
- 4 Bottom Grid BG11S



**OPTIONAL ACCESSORIES**



- 1 Strainer Basket 1135 \$25.00
- 2 Bottom Grid BG90S \$155.00
- 3 Bottom Grid BG80S \$155.00



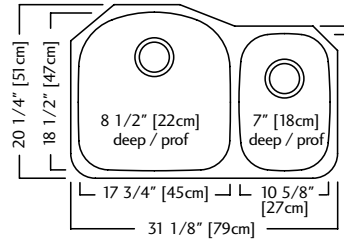
- 4 Bottom Grid BG11S \$115.00
- 5 Drainer Basket DBR10S \$130.00
- 6 Bottom Grid BG35S \$125.00



**NDCX2132RU-9N \$460.00**



Outside Sink Rim Dimensions: 20 1/4" FB x 31 1/8" LR  
 Large Bowl Dimensions: 18 1/2" FB x 17 3/4" LR x 8 1/2" DP  
 Small Bowl Dimensions: 16" FB x 10 5/8" LR x 7" DP  
 Minimum Cabinet Size: 36"  
 Gauge: 18  
 Finish: Linear Brushed Bowl with Silk Finished Rim  
 Drain Hole Location: Rear  
 Sound Dampening: Undercoating  
 Installation: Undermount  
 Shipping Weight: 16.8 lbs



**ACCESSORIES**

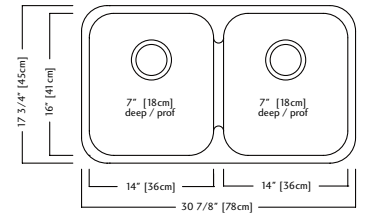
- 1 Strainer Basket 1135
- 2 Bottom Grid BG35S
- 3 Bottom Grid BG30S



**RDU1831-7N \$280.00**



Outside Sink Rim Dimensions: 17 3/4" FB x 30 7/8" LR  
 Equal size Bowl Dimensions: 16" FB x 14" LR x 7" DP  
 Minimum Cabinet Size: 36"  
 Gauge: 20  
 Corner Radius: 70mm  
 Finish: Linear Brushed Bowl with Silk Finished Rim  
 Drain Hole Location: Rear  
 Sound Dampening: Sound Pads  
 Installation: Undermount  
 Shipping Weight: 12.5 lbs



**ACCESSORIES**

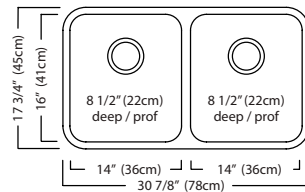
- 1 Strainer Basket 1135
- 4 Bottom Grid BG10S
- 6 Drainer Basket DBR10S



**ND1831UA-9N \$405.00**



Outside Sink Rim Dimensions: 17 3/4" FB x 30 7/8" LR  
 Equal Size Bowl Dimensions: 16" FB x 14" LR x 8 1/2" DP  
 Minimum Cabinet Size: 36"  
 Gauge: 18  
 Corner Radius: 50mm  
 Finish: Linear Brushed Bowl with Silk Finished Rim  
 Drain Hole Location: Rear  
 Sound Dampening: Undercoating  
 Installation: Undermount  
 Shipping Weight: 18.8 lbs



**ACCESSORIES**

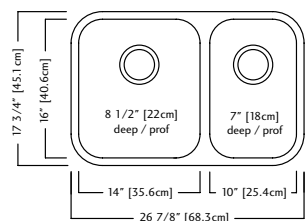
- 1 Strainer Basket 1135
- 4 Bottom Grid BG10S
- 6 Drainer Basket DBR10S



**NDC1827RU-9N \$415.00**



Outside Sink Rim Dimensions: 17 3/4" FB x 26 7/8" LR  
 Large Bowl Dimensions: 16" FB x 14" LR x 8 1/2" DP  
 Small Bowl Dimensions: 16" FB x 10" LR x 7" DP  
 Minimum Cabinet Size: 33"  
 Gauge: 18  
 Corner Radius: 70mm  
 Finish: Linear Brushed Bowl with Silk Finished Rim  
 Drain Hole Location: Rear  
 Sound Dampening: Undercoating  
 Installation: Undermount  
 Shipping Weight: 15.6 lbs



**ACCESSORIES**

- 1 Strainer Basket 1135
- 4 Bottom Grid BG10S
- 5 Bottom Grid BG13S
- 6 Drainer Basket DBR10S



**OPTIONAL ACCESSORIES**



1 Strainer Basket 1135 \$25.00



2 Bottom Grid BG35S \$125.00



3 Bottom Grid BG30S \$155.00



4 Bottom Grid BG10S \$115.00



5 Bottom Grid BG13S \$120.00



6 Drainer Basket DBR10S \$130.00



Pictured: RCL2027R-3N



Pictured: RDL2031-1N



## REGINOX Topmount / Drop In Sinks

### NO-HASSLE INSTALLATION

Upgrade your home easily with a highly versatile sink from the Reginox Collection.

These drop in sinks offer a variety of spacious bowl sizes, easy-to-clean lightly rounded corners, and configurations that combine style and practicality.

Easy to install, this topmount line includes large capacity models. Upgrade your cleaning power with a Reginox topmount.



**TOPMOUNT / DROP IN INSTALLATION**  
A favorite for quick kitchen upgrades due to ease of installation and versatility of placement.



**BRILLIANT FINISH**  
Pre-finished to a glowing, hygienic, and easy-to-clean finish.



**EZ TORQUE INSTALLATION**  
Simplified fastener system and drop-and-drill process make this one of the industry's quickest sinks to install.

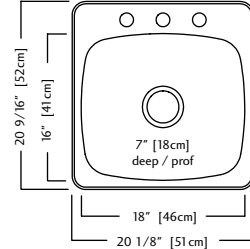


**RSL2020-3N** (3 faucet holes) \$200.00

**RSL2020-1N** (1 faucet hole)



Outside Sink Rim Dimensions: 20 9/16" FB x 20 1/8" LR  
 Single Bowl Dimensions: 16" FB x 18" LR x 7" DP  
 Minimum Cabinet Size: 24"  
 Gauge: 20  
 Corner Radius: 70mm  
 Finish: Linear Brushed Bowl and Mirror Finished Rim  
 Drain Hole Location: Center  
 Sound Dampening: Sound Pads  
 Installation: Topmount / Drop In  
 Shipping Weight: 9.0 lbs



ACCESSORIES

- 1 Strainer Basket 1135
- 2 Bottom Grid BG110S

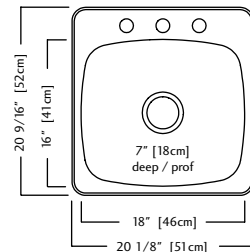


**RSL5251-3N** (3 faucet holes) \$200.00

**RSL5251-1N** (1 faucet hole)



Outside Sink Rim Dimensions: 20 9/16" FB x 20 1/8" LR  
 Single Bowl Dimensions: 16" FB x 18" LR x 7" DP  
 Minimum Cabinet Size: 24"  
 Gauge: 20  
 Corner Radius: 70mm  
 Finish: Linear Brushed Bowl and Mirror Finished Rim  
 Drain Hole Location: Center  
 Sound Dampening: Sound Pads  
 Installation: Topmount / Drop In  
 Shipping Weight: 9.4 lbs



ACCESSORIES

- 1 Strainer Basket 1135
- 2 Bottom Grid BG110S

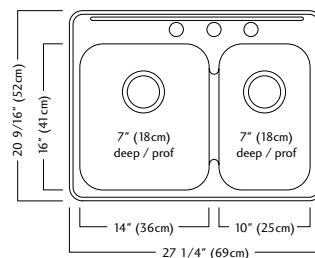


**RCL2027R-3N** (3 faucet holes) \$370.00

**RCL2027R-1N** (1 faucet hole)



Outside Sink Rim Dimensions: 20 9/16" FB x 27 1/4" LR  
 Large Bowl Dimensions: 16" FB x 14" LR x 7" DP  
 Small Bowl Dimensions: 16" FB x 10" LR x 7" DP  
 Minimum Cabinet Size: 30"  
 Gauge: 20  
 Corner Radius: 70mm  
 Finish: Linear Brushed Bowl and Mirror Finished Rim  
 Drain Hole Location: Rear  
 Sound Dampening: Sound Pads  
 Installation: Topmount / Drop In  
 Shipping Weight: 13.9 lbs



ACCESSORIES

- 1 Strainer Basket 1135
- 3 Bottom Grid BG10S
- 4 Drainer Basket DBR10S



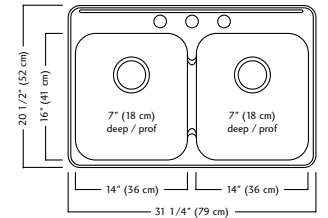
**RDL5279-4N** (4 faucet holes) \$330.00

**RDL5279-3N** (3 faucet holes)

**RDL5279-1N** (1 faucet hole)



Outside Sink Rim Dimensions: 20 1/2" FB x 31 1/4" LR  
 Equal size Bowl Dimensions: 16" FB x 14" LR x 7" DP  
 Minimum Cabinet Size: 33"  
 Gauge: 20  
 Corner Radius: 70mm  
 Finish: Linear Brushed Bowl and Mirror Finished Rim  
 Drain Hole Location: Rear  
 Sound Dampening: Sound Pads  
 Installation: Topmount / Drop In  
 Shipping Weight: 16.8 lbs



ACCESSORIES

- 1 Strainer Basket 1135
- 3 Bottom Grid BG10S
- 4 Drainer Basket DBR10S

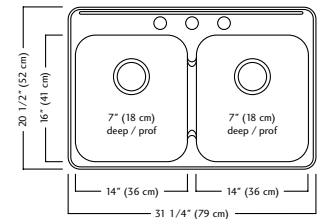


**RDL2031-3N** (3 faucet holes) \$330.00

**RDL2031-1N** (1 faucet hole)



Outside Sink Rim Dimensions: 20 1/2" FB x 31 1/4" LR  
 Equal size Bowl Dimensions: 16" FB x 14" LR x 7" DP  
 Minimum Cabinet Size: 33"  
 Gauge: 20  
 Corner Radius: 70mm  
 Finish: Linear Brushed Bowl and Mirror Finished Rim  
 Drain Hole Location: Rear  
 Sound Dampening: Sound Pads  
 Installation: Topmount / Drop In  
 Shipping Weight: 14.8 lbs







ACCESSORIES

- 1 Strainer Basket 1135
- 3 Bottom Grid BG10S
- 4 Drainer Basket DBR10S



OPTIONAL ACCESSORIES

-   
1 Strainer Basket  
1135  
\$25.00
-   
2 Bottom Grid  
BG110S  
\$155.00
-   
3 Bottom Grid  
BG10S  
\$115.00
-   
4 Drainer Basket  
DBR10S  
\$130.00



Pictured: RSU1925-55N



Pictured: RDLA3322-55-1N



REGINOX  
**ADA Sinks**

**FUNCTIONAL DESIGN**

Made to work with easy-to-clean corners, resilient finish, and sound dampening system, these sinks pair perfectly in traditional, contemporary, or transitional kitchen designs.

Offered in an assortment of configurations and installation options, Reginox ADA sinks deliver functional design for everyone without sacrificing quality or style.



**ACCESSIBLE DESIGN**

Shallow bowl depth and rear drain placement allows for sufficient knee space when sink is used in seated position.



**BRILLIANT FINISH**

Finished to a glowing, hygienic, and easy-to-clean satin finish.



**EASY CARE STAINLESS**

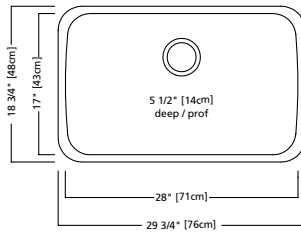
Sturdy 18 gauge steel from the industry leader in stainless, with a finish that will stand up to hard work, year in and year out.



**RSU1829-55N** \$395.00



Outside Sink Rim Dimensions: 18 3/4" FB x 29 3/4" LR  
 Single Bowl Dimensions: 17" FB x 28" LR x 5 1/2" DP  
 Minimum Cabinet Size: 36"  
 Gauge: 18  
 Corner Radius: 70mm  
 Finish: Satin Finish  
 Drain Hole Location: Rear  
 Sound Dampening: Sound Pads  
 Installation: Undermount  
 Shipping Weight: 20 lbs  
 ADA Compliant



**ACCESSORIES**

- 1 Strainer Basket 1135



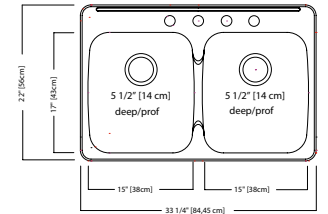
**RDLA3322-55-4N** (4 faucet holes) \$485.00

**RDLA3322-55-3N** (3 faucet holes)

**RDLA3322-55-1N** (1 faucet hole)



Outside Sink Rim Dimensions: 22" FB x 33 1/4" LR  
 Equal Bowl Dimensions: 17" FB x 15" LR x 5 1/2" DP  
 Minimum Cabinet Size: 36"  
 Gauge: 18  
 Corner Radius: 70mm  
 Finish: Satin Finish  
 Drain Hole Location: Rear  
 Sound Dampening: Sound Pads  
 Installation: Topmount / Drop In  
 Shipping Weight: 20.7 lbs  
 ADA Compliant



**ACCESSORIES**

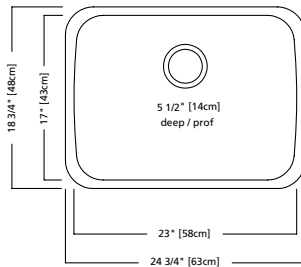
- 1 Strainer Basket 1135



**RSU1925-55N** \$340.00



Outside Sink Rim Dimensions: 18 3/4" FB x 24 3/4" LR  
 Single Bowl Dimensions: 17" FB x 23" LR x 5 1/2" DP  
 Minimum Cabinet Size: 30"  
 Gauge: 18  
 Corner Radius: 70mm  
 Finish: Satin Finish  
 Drain Hole Location: Rear  
 Sound Dampening: Sound Pads  
 Installation: Undermount  
 Shipping Weight: 15 lbs  
 ADA Compliant



**ACCESSORIES**

- 1 Strainer Basket 1135



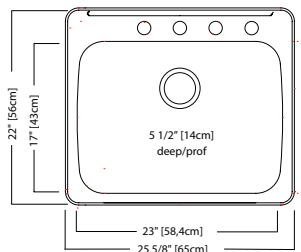
**RSLA2522-55-4N** (4 faucet holes) \$395.00

**RSLA2522-55-3N** (3 faucet holes)

**RSLA2522-55-1N** (1 faucet hole)



Outside Sink Rim Dimensions: 22" FB x 25 5/8" LR  
 Single Bowl Dimensions: 17" FB x 23" LR x 5 1/2" DP  
 Minimum Cabinet Size: 27"  
 Gauge: 18  
 Corner Radius: 70mm  
 Finish: Satin Finish  
 Drain Hole Location: Rear  
 Sound Dampening: Sound Pads  
 Installation: Topmount / Drop In  
 Shipping Weight: 16 lbs  
 ADA Compliant



**ACCESSORIES**

- 2 Strainer Basket 1135



**OPTIONAL ACCESSORIES**



- 1 Strainer Basket 1135 \$25.00

\* ADA Compliant: Product is compliant with the American Disabilities Act when properly installed



**WARM UP THE KITCHEN WITH GRANITE**

A blend of ultra-modern design and durability, the Kindred Granite Collection is perfect for today's home chef.

Made of granite, a blend of quartz and acrylic resin, these sinks are packed full of hidden design features that are made to maintain your granite sink's beauty for years to come. With the reliability guaranteed by the Kindred Crown, our granite sinks impart rich elegance in several sumptuous shades.

Pictured: KGD12233-90NN





Pictured: MGS2031U-9PWTTN



Pictured: MGC2034U-90NN



GRANITE  
**Undermount Sinks**

**NATURALLY UNDERSTATED**

When a kitchen calls for a softer look than stainless, granite is the natural choice. Our Granite Collection pairs natural warmth and hard-working innovation.

Crafted for durability with Kindred's patented DuraKleen technology, our granite sinks resist stains and stand up to temperatures as high as 536°F. Sanitized® technology makes sink surfaces resistant to microbial and bacterial growth. This means the finish repels most stains like wine, coffee, and grease.

**COLORFAST PROTECTION**

UV Protection ensures that these beauties maintain their natural tones for years.



**SANITIZED® HYGIENE FUNCTION**

Helps control bacterial odor and microbial growth.



**SCRATCH RESISTANT**

Made from high quality quartz and acrylic resin that makes the sink incredibly robust and hard wearing.

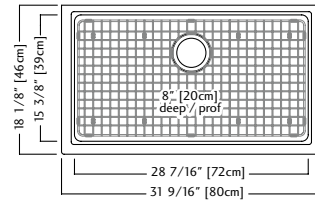


**KGS1U-8N \$760.00**



KGS1U-8CHN Champagne  
KGS1U-8ONN Onyx  
KGS1U-8ESN Mocha  
KGS1U-8SMN Storm  
KGS1U-8SGN Stone Grey

Outside Sink Rim Dimensions: 18 1/8" FB x 31 9/16" LR  
Single Bowl Dimensions: 15 3/8" FB x 28 7/16" LR x 8" DP  
Minimum Cabinet Size: 36"  
Corner Radius: 20mm  
Drain Hole Location: Rear  
Installation: Undermount  
Shipping Weight: 51.9 lbs




**ACCESSORIES**

- 1 Bottom Grid** BG210S **Included**
- 4 Glass Board** GB50 **Included**
- 5 Strainer Basket** 1135
- 9 Roller Mat** RM50S

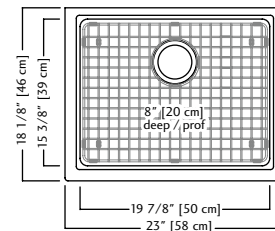


**KGS2U-8N \$680.00**



KGS2U-8CHN Champagne  
KGS2U-8ONN Onyx  
KGS2U-8ESN Mocha  
KGS2U-8SMN Storm  
KGS2U-8SGN Stone Grey

Outside Sink Rim Dimensions: 18 1/8" FB x 23" LR  
Single Bowl Dimensions: 15 3/8" FB x 19 7/8" LR x 8" DP  
Minimum Cabinet Size: 27"  
Corner Radius: 20mm  
Drain Hole Location: Rear  
Installation: Undermount  
Shipping Weight: 45.1 lbs



**ACCESSORIES**

- 2 Bottom Grid** BG200S **Included**
- 4 Glass Board** GB50 **Included**
- 5 Strainer Basket** 1135
- 9 Roller Mat** RM50S

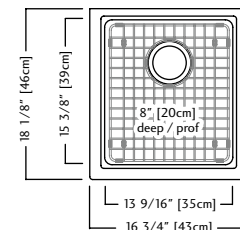


**KGS3U-8N \$585.00**



KGS3U-8CHN Champagne  
KGS3U-8ONN Onyx  
KGS3U-8ESN Mocha  
KGS3U-8SMN Storm  
KGS3U-8SGN Stone Grey

Outside Sink Rim Dimensions: 18 1/8" FB x 16 3/4" LR  
Single Bowl Dimensions: 15 3/8" FB x 13 9/16" LR x 8" DP  
Minimum Cabinet Size: 24"  
Corner Radius: 20mm  
Drain Hole Location: Rear  
Installation: Undermount  
Shipping Weight: 30 lbs



**ACCESSORIES**

- 3 Bottom Grid** BG180S **Included**
- 4 Glass Board** GB50 **Included**
- 5 Strainer Basket** 1135
- 9 Roller Mat** RM50S

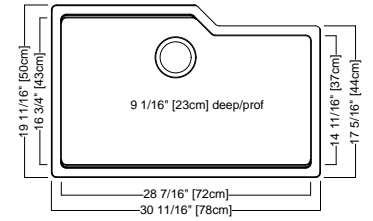


**MGS2031U-9N \$600.00**



MGS2031U-9CHAN Champagne  
MGS2031U-9MBKN Matte Black  
MGS2031U-9PWTN Polar White  
MGS2031U-9ONN Onyx  
MGS2031U-9ESN Mocha  
MGS2031U-9SMN Storm  
MGS2031U-9SGN Stone Grey

Outside Sink Rim Dimensions: 19 11/16" FB x 30 11/16" LR  
Single Bowl Dimensions: 16 3/4" FB x 28 7/16" LR x 9 1/16" DP  
Minimum Cabinet Size: 36"  
Corner Radius: 15mm  
Drain Hole Location: Rear  
Installation: Undermount  
Shipping Weight: 33.0 lbs



**ACCESSORIES**

- 5 Strainer Basket** 1135
- 6 Bottom Grid** BG410S
- 8 Cutting Board** BB10
- 10 Colander** C417P

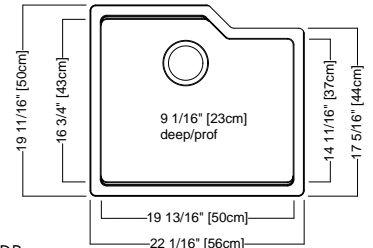


**MGS2022U-9N \$525.00**



MGS2022U-9CHAN Champagne  
MGS2022U-9MBKN Matte Black  
MGS2022U-9PWTN Polar White  
MGS2022U-9ONN Onyx  
MGS2022U-9ESN Mocha  
MGS2022U-9SMN Storm  
MGS2022U-9SGN Stone Grey

Outside Sink Rim Dimensions: 19 11/16" FB x 22 1/16" LR  
Single Bowl Dimensions: 16 3/4" FB x 19 13/16" LR x 9 1/16" DP  
Minimum Cabinet Size: 27"  
Corner Radius: 15mm  
Drain Hole Location: Rear  
Installation: Undermount  
Shipping Weight: 25.0 lbs



**ACCESSORIES**

- 5 Strainer Basket** 1135
- 7 Bottom Grid** BG400S
- 8 Cutting Board** BB10
- 10 Colander** C417P



**INCLUDED ACCESSORIES**



- 1 Bottom Grid** BG210S
- 2 Bottom Grid** BG200S

**OPTIONAL ACCESSORIES**



- 5 Strainer Basket** 1135 \$25.00
- 6 Bottom Grid** BG410S \$180.00
- 7 Bottom Grid** BG400S \$125.00



- 3 Bottom Grid** BG180S
- 4 Glass Board** GB50



- 8 Cutting Board** BB10 \$155.00
- 9 Roller Mat** RM50S \$165.00
- 10 Colander** C417P \$70.00

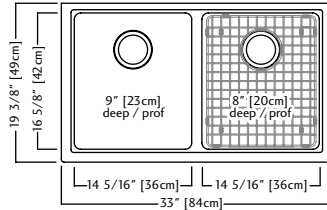


**KGD2U-9N \$860.00**



KGD2U-9CHN Champagne  
KGD2U-9ONN Onyx  
KGD2U-9ESN Mocha  
KGD2U-9SMN Storm  
KGD2U-9SGN Stone Grey

Outside Sink Rim Dimensions: 19 3/8" FB x 33" LR  
Large Bowl Dimensions: 16 5/8" FB x 14 5/16" LR x 9" DP  
Small Bowl Dimensions: 16 5/8" FB x 14 5/16" LR x 8" DP  
Minimum Cabinet Size: 36"  
Corner Radius: 20mm  
Drain Hole Location: Rear  
Installation: Undermount  
Shipping Weight: 57.0 lbs



**ACCESSORIES**

- 1 Bottom Grid** BG220S **5 Glass Board** GB55 **7 Strainer Basket** 1135
- 1 Included** **Included**

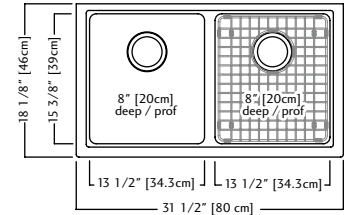


**KGD1U-8N \$710.00**



KGD1U-8CHN Champagne  
KGD1U-8ONN Onyx  
KGD1U-8ESN Mocha  
KGD1U-8SMN Storm  
KGD1U-8SGN Stone Grey

Outside Sink Rim Dimensions: 18 1/8" FB x 31 1/2" LR  
Equal Size Bowl Dimensions: 15 3/8" FB x 13 1/2" LR x 8" DP  
Minimum Cabinet Size: 36"  
Corner Radius: 20mm  
Drain Hole Location: Rear  
Installation: Undermount  
Shipping Weight: 51.4 lbs



**ACCESSORIES**

- 4 Bottom Grid** BG180S **6 Glass Board** GB50 **7 Strainer Basket** 1135 **12 Roller Mat** RM50S
- 1 Included** **Included**

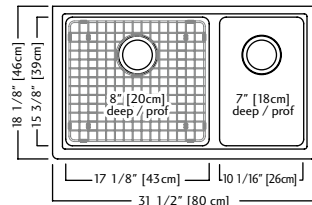


**KGDCR1U-8N \$795.00**



KGDCR1U-8CHN Champagne  
KGDCR1U-8ONN Onyx  
KGDCR1U-8ESN Mocha  
KGDCR1U-8SMN Storm  
KGDCR1U-8SGN Stone Grey

Outside Sink Rim Dimensions: 18 1/8" FB x 31 1/2" LR  
Large Bowl Dimensions: 15 3/8" FB x 17 1/8" LR x 8" DP  
Small Bowl Dimensions: 15 3/8" FB x 10 1/16" LR x 7" DP  
Minimum Cabinet Size: 36"  
Corner Radius: 20mm  
Drain Hole Location: Rear  
Installation: Undermount  
Shipping Weight: 49.7 lbs



**ACCESSORIES**

- 2 Bottom Grid** BG190S **6 Glass Board** GB50 **7 Strainer Basket** 1135 **8 Bottom Grid** BG170S **12 Roller Mat** RM50S
- Included** **Included**

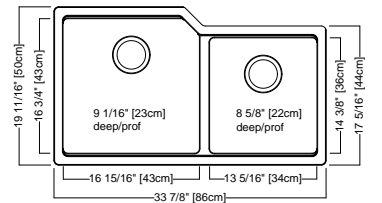


**MGC2034U-9N \$640.00**



MGC2034U-9CHAN Champagne  
MGC2034U-9MBKN Matte Black  
MGC2034U-9PWTN Polar White  
MGC2034U-9ONN Onyx  
MGC2034U-9ESN Mocha  
MGC2034U-9SMN Storm  
MGC2034U-9SGN Stone Grey

Outside Sink Rim Dimensions: 19 11/16" FB x 33 7/8" LR  
Large Bowl Dimensions: 16 3/4" FB x 16 15/16" LR x 9 1/16" DP  
Small Bowl Dimensions: 14 3/8" FB x 13 5/16" LR x 8 5/8" DP  
Minimum Cabinet Size: 39"  
Corner Radius: 15mm  
Drain Hole Location: Rear  
Installation: Undermount  
Shipping Weight: 40.0 lbs



**ACCESSORIES**

- 7 Strainer Basket** 1135 **9 Bottom Grid** BG450S **10 Bottom Grid** BG440S **11 Cutting Board** BB10 **13 Colander** C417P

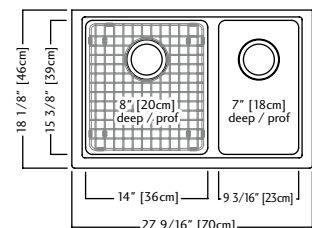


**KGDC2RU-8N \$715.00**



KGDC2RU-8CHN Champagne  
KGDC2RU-8ONN Onyx  
KGDC2RU-8ESN Mocha  
KGDC2RU-8SMN Storm  
KGDC2RU-8SGN Stone Grey

Outside Sink Rim Dimensions: 18 1/8" FB x 27 9/16" LR  
Large Bowl Dimensions: 15 3/8" FB x 14" LR x 8" DP  
Small Bowl Dimensions: 15 3/8" FB x 9 3/16" LR x 7" DP  
Minimum Cabinet Size: 33"  
Corner Radius: 20mm  
Drain Hole Location: Rear  
Installation: Undermount  
Shipping Weight: 42.0 lbs




**ACCESSORIES**


- 3 Bottom Grid** BG160S **6 Glass Board** GB50 **7 Strainer Basket** 1135 **8 Bottom Grid** BG170S **12 Roller Mat** RM50S
- Included** **Included**



**INCLUDED ACCESSORIES**



**OPTIONAL ACCESSORIES**

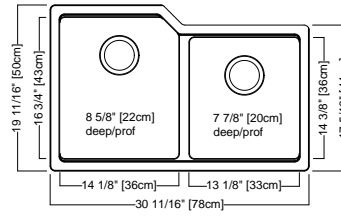




**MGC2031U-9N \$620.00**



- MGC2031U-9CHAN Champagne
- MGC2031U-9MBKN Matte Black
- MGC2031U-9PWTN Polar White
- MGC2031U-9ONN Onyx
- MGC2031U-9ESN Mocha
- MGC2031U-9SMN Storm
- MGC2031U-9SGN Stone Grey



Outside Sink Rim Dimensions: 19 11/16" FB x 30 11/16" LR  
 Large Bowl Dimensions: 16 3/4" FB x 14 1/8" LR x 8 5/8" DP  
 Small Bowl Dimensions: 14 3/8" FB x 13 1/8" LR x 7 7/8" DP  
 Minimum Cabinet Size: 36"  
 Corner Radius: 15mm  
 Drain Hole Location: Rear  
 Installation: Undermount  
 Shipping Weight: 35.0 lbs

**ACCESSORIES**

- 1** Strainer Basket 1135
- 2** Bottom Grid BG430S
- 3** Bottom Grid BG440S
- 4** Cutting Board BB10
- 5** Colander C417P



- Granite Undermount
- CH Champagne
- ES Mocha
- SM Storm
- ON Onyx
- SG Stone Grey
- MBK Matte Black
- PWT Polar White

**OPTIONAL ACCESSORIES**

-  **1** Strainer Basket 1135 \$25.00
-  **2** Bottom Grid BG430S \$120.00
-  **3** Bottom Grid BG440S \$115.00

-  **4** Cutting Board BB10 \$155.00
-  **5** Colander C417P \$70.00



*Pictured: MGC2031U-9MBKN*





Pictured: MGS2022-9ESN



Pictured: MGS2034-9SMN

GRANITE  
**Topmount / Drop In Sinks**

**EARTHY ELEGANCE**

Natural textures and earth tones of Kindred Granite sinks will elevate your kitchen to match any contemporary or organic modern inspired style.

These sinks are crafted for maximum function. Their naturally sound-absorbing materials minimize noise and vibration, while a non-porous Sanitized® finish keeps germs away.

With reliability guaranteed by our Kindred Crown, these granite sinks impart a rich elegance in several sophisticated shades.



**HEAT RESISTANT**

Strong enough to withstand hot pans straight from the oven due to heat and thermal shock resistance.



**DURAKLEEN**

The smooth granite finish repels all stains like wine, coffee and grease. Cleans easily with soapy water.



**SANITIZED® HYGIENE FUNCTION**

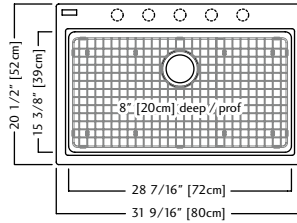
Helps control bacterial odor and microbial growth.

**KGSL2031-8N** \$715.00  
(5 pre-scored faucet holes)



KGSL2031-8CHN Champagne  
KGSL2031-8ONN Onyx  
KGSL2031-8ESN Mocha  
KGSL2031-8SMN Storm  
KGSL2031-8SGN Stone Grey

Outside Sink Rim Dimensions: 20 1/2" FB x 31 9/16" LR  
Single Bowl Dimensions: 15 3/8" FB x 28 7/16" LR x 8" DP  
Minimum Cabinet Size: 33"  
Corner Radius: 20mm  
Drain Hole Location: Rear  
Installation: Topmount / Drop In  
Shipping Weight: 54.0 lbs



**ACCESSORIES**

- 1 Bottom Grid** BG210S **Included**
- 4 Glass Board** GB50 **Included**
- 5 Strainer Basket** 1135
- 8 Roller Mat** RM50S

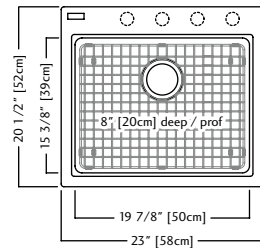


**KGSL2023-8N** \$645.00  
(4 pre-scored faucet holes)



KGSL2023-8CHN Champagne  
KGSL2023-8ONN Onyx  
KGSL2023-8ESN Mocha  
KGSL2023-8SMN Storm  
KGSL2023-8SGN Stone Grey

Outside Sink Rim Dimensions: 20 1/2" FB x 23" LR  
Single Bowl Dimensions: 15 3/8" FB x 19 7/8" LR x 8" DP  
Minimum Cabinet Size: 27"  
Corner Radius: 20mm  
Drain Hole Location: Rear  
Installation: Topmount / Drop In  
Shipping Weight: 42.8 lbs



**ACCESSORIES**

- 2 Bottom Grid** BG200S **Included**
- 4 Glass Board** GB50 **Included**
- 5 Strainer Basket** 1135
- 8 Roller Mat** RM50S

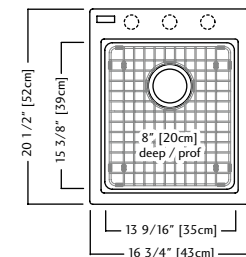


**KGSL2017-8N** \$565.00  
(3 pre-scored faucet holes)



KGSL2017-8CHN Champagne  
KGSL2017-8ONN Onyx  
KGSL2017-8ESN Mocha  
KGSL2017-8SMN Storm  
KGSL2017-8SGN Stone Grey

Outside Sink Rim Dimensions: 20 1/2" FB x 16 3/4" LR  
Single Bowl Dimensions: 15 3/8" FB x 13 9/16" LR x 8" DP  
Minimum Cabinet Size: 18"  
Corner Radius: 20mm  
Drain Hole Location: Rear  
Installation: Topmount / Drop In  
Shipping Weight: 30.3 lbs



**ACCESSORIES**

- 3 Bottom Grid** BG180S **Included**
- 4 Glass Board** GB50 **Included**
- 5 Strainer Basket** 1135
- 8 Roller Mat** RM50S

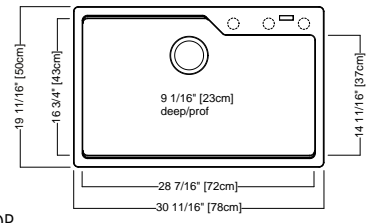


**MGSM2031-9N** \$540.00  
(3 pre-scored faucet holes)



MGSM2031-9CHAN Champagne  
MGSM2031-9MBKN Matte Black  
MGSM2031-9PWTN Polar White  
MGSM2031-9ONN Onyx  
MGSM2031-9ESN Mocha  
MGSM2031-9SMN Storm  
MGSM2031-9SGN Stone Grey

Outside Sink Rim Dimensions: 19 11/16" FB X 30 11/16" LR  
Single Bowl Dimensions: 16 3/4" FB x 28 7/16" LR x 9 1/16" DP  
Minimum Cabinet Size: 33"  
Corner Radius: 15mm  
Drain Hole Location: Rear  
Installation: Topmount / Drop In  
Shipping Weight: 36.5 lbs



**ACCESSORIES**

- 5 Strainer Basket** 1135
- 6 Bottom Grid** BG410S
- 8 Cutting Board** BB10
- 10 Colander** C417P

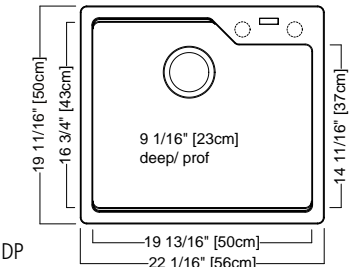


**MGSM2022-9N** \$465.00  
(2 pre-scored faucet holes)



MGSM2022-9CHAN Champagne  
MGSM2022-9MBKN Matte Black  
MGSM2022-9WWTN Polar White  
MGSM2022-9ONN Onyx  
MGSM2022-9ESN Mocha  
MGSM2022-9SMN Storm  
MGSM2022-9SGN Stone Grey

Outside Sink Rim Dimensions: 19 11/16" FB X 22 1/16" LR  
Single Bowl Dimensions: 16 3/4" FB x 19 13/16" LR x 9 1/16" DP  
Minimum Cabinet Size: 24"  
Corner Radius: 15mm  
Drain Hole Location: Rear  
Installation: Topmount / Drop In  
Shipping Weight: 27.0 lbs



**ACCESSORIES**

- 5 Strainer Basket** 1135
- 7 Bottom Grid** BG400S
- 8 Cutting Board** BB10
- 10 Colander** C417P



**INCLUDED ACCESSORIES**

- 1 Bottom Grid** BG210S
- 2 Bottom Grid** BG200S

- 3 Bottom Grid** BG180S
- 4 Glass Board** GB50

**OPTIONAL ACCESSORIES**

- 5 Strainer Basket** 1135 \$25.00
- 6 Bottom Grid** BG410S \$180.00
- 7 Bottom Grid** BG400S \$125.00

- 8 Cutting Board** BB10 \$155.00
- 9 Roller Mat** RM50S \$165.00
- 10 Colander** C417P \$70.00

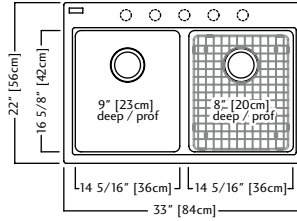


**KGDL2233-9N \$815.00**  
(5 pre-scored faucet holes)



KGDL2233-9CHN Champagne  
 KGDL2233-9ONN Onyx  
 KGDL2233-9ESN Mocha  
 KGDL2233-9SMN Storm  
 KGDL2233-9SGN Stone Grey

Outside Sink Rim Dimensions: 22" FB x 33" LR  
 Large Bowl Dimensions: 16 5/8" FB x 14 5/16" LR x 9" DP  
 Small Bowl Dimensions: 16 5/8" FB x 14 5/16" LR x 8" DP  
 Minimum Cabinet Size: 36"  
 Corner Radius: 20mm  
 Drain Hole Location: Rear  
 Installation: Topmount / Drop In  
 Shipping Weight: 61.3 lbs



**ACCESSORIES**

- 1 Bottom Grid** BG220S **5 Glass Board** GB55 **7 Strainer Basket** 1135
- 1 Included** **Included**

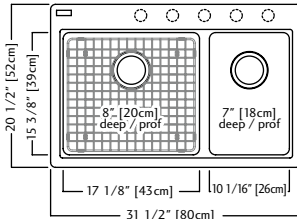


**KGDC2031R-8N \$710.00**  
(5 pre-scored faucet holes)



KGDC2031R-8CHN Champagne  
 KGDC2031R-8ONN Onyx  
 KGDC2031R-8ESN Mocha  
 KGDC2031R-8SMN Storm  
 KGDC2031R-8SGN Stone Grey

Outside Sink Rim Dimensions: 20 1/2" FB x 31 1/2" LR  
 Large Bowl Dimensions: 15 3/8" FB x 17 1/8" LR x 8" DP  
 Small Bowl Dimensions: 15 3/8" FB x 10 1/16" LR x 7" DP  
 Minimum Cabinet Size: 33"  
 Corner Radius: 20mm  
 Drain Hole Location: Rear  
 Installation: Topmount / Drop In  
 Shipping Weight: 51.9 lbs



**ACCESSORIES**

- 2 Bottom Grid** BG190S **6 Glass Board** GB50 **7 Strainer Basket** 1135 **8 Bottom Grid** BG170S **11 Roller Mat** RM50S
- Included** **Included**

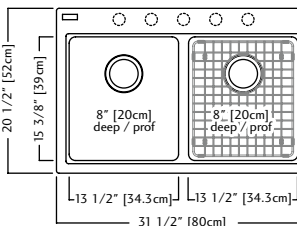


**KGDL2031-8N \$665.00**  
(5 pre-scored faucet holes)



KGDL2031-8CHN Champagne  
 KGDL2031-8ONN Onyx  
 KGDL2031-8ESN Mocha  
 KGDL2031-8SGN Storm  
 KGDL2031-8SMN Stone Grey

Outside Sink Rim Dimensions: 20 1/2" FB x 31 1/2" LR  
 Equal Size Bowl Dimensions: 15 3/8" FB x 13 1/2" LR x 8" DP  
 Minimum Cabinet Size: 33"  
 Corner Radius: 20mm  
 Drain Hole Location: Rear  
 Installation: Topmount / Drop In  
 Shipping Weight: 50.6 lbs



**ACCESSORIES**

- 3 Bottom Grid** BG180S **6 Glass Board** GB50 **7 Strainer Basket** 1135 **11 Roller Mat** RM50S
- Included** **Included**

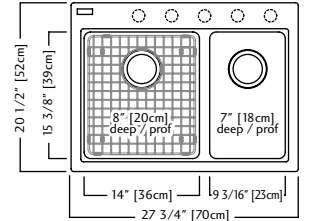


**KGDC2027R-8N \$665.00**  
(5 pre-scored faucet holes)



KGDC2027R-8CHN Champagne  
 KGDC2027R-8ONN Onyx  
 KGDC2027R-8ESN Mocha  
 KGDC2027R-8SMN Storm  
 KGDC2027R-8SGN Stone Grey

Outside Sink Rim Dimensions: 20 1/2" FB x 27 3/4" LR  
 Large Bowl Dimensions: 15 3/8" FB x 14" LR x 8" DP  
 Small Bowl Dimensions: 15 3/8" FB x 9 3/16" LR x 7" DP  
 Minimum Cabinet Size: 30"  
 Corner Radius: 20mm  
 Drain Hole Location: Rear  
 Installation: Topmount / Drop In  
 Shipping Weight: 48.7 lbs



**ACCESSORIES**

- 4 Bottom Grid** BG160S **6 Glass Board** GB50 **7 Strainer Basket** 1135 **8 Bottom Grid** BG170S **11 Roller Mat** RM50S
- Included** **Included**

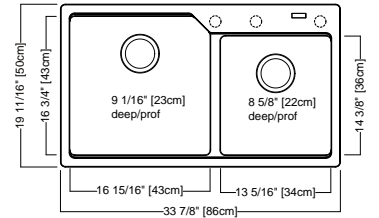


**MGCM2034-9N \$580.00**  
(3 pre-scored faucet holes)



MGCM2034-9CHAN Champagne  
 MGCM2034-9MBKN Matte Black  
 MGCM2034-9PWTN Polar White  
 MGCM2034-9ONN Onyx  
 MGCM2034-9ESN Mocha  
 MGCM2034-9SMN Storm  
 MGCM2034-9SGN Stone Grey

Outside Sink Rim Dimensions: 19 11/16" FB x 33 7/8" LR  
 Large Bowl Dimensions: 16 3/4" FB x 16 15/16" LR x 9 1/16" DP  
 Small Bowl Dimensions: 14 3/8" FB x 13 5/16" LR x 8 5/8" DP  
 Minimum Cabinet Size: 36"  
 Corner Radius: 15mm  
 Drain Hole Location: Rear  
 Installation: Topmount / Drop In  
 Shipping Weight: 50.0 lbs



**ACCESSORIES**

- 7 Strainer Basket** 1135 **9 Bottom Grid** BG450S **10 Bottom Grid** BG440S **12 Colander** C417P



**INCLUDED ACCESSORIES**



- 1 Bottom Grid** BG220S **2 Bottom Grid** BG190S **3 Bottom Grid** BG180S



- 4 Bottom Grid** BG160S **5 Glass Board** GB55 **6 Glass Board** GB50

**OPTIONAL ACCESSORIES**



- 7 Strainer Basket** 1135 \$25.00 **8 Bottom Grid** BG170S \$130.00 **9 Bottom Grid** BG450S \$130.00



- 10 Bottom Grid** BG440S \$115.00 **11 Roller Mat** RM50S \$165.00 **12 Colander** C417P \$70.00

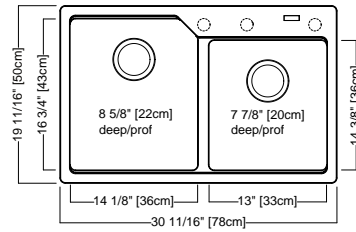


**MGCM2031-9N** \$560.00

(3 pre-scored faucet holes)



- MGCM2031-9CHAN Champagne
- MGCM2031-9MBKN Matte Black
- MGCM2031-9PWTN Polar White
- MGCM2031-9ONN Onyx
- MGCM2031-9ESN Mocha
- MGCM2031-9SMN Storm
- MGCM2031-9SGN Stone Grey



Outside Sink Rim Dimensions: 19 11/16" FB x 30 11/16" LR  
 Large Bowl Dimensions: 16 3/4" FB x 14 1/8" LR x 8 5/8" DP  
 Small Bowl Dimensions: 14 3/8" FB x 13" LR x 7 7/8" DP  
 Minimum Cabinet Size: 33"  
 Corner Radius: 15mm  
 Drain Hole Location: Rear  
 Installation: Topmount / Drop In  
 Shipping Weight: 49.0 lbs

**ACCESSORIES**

- 1 Strainer Basket 1135
- 2 Bottom Grid BG430S
- 3 Bottom Grid BG440S
- 4 Cutting Board BB10
- 5 Colander C417P



- Granite Topmount / Drop In
- CH Champagne
- ES Mocha
- SM Storm
- ON Onyx
- SG Stone Grey
- MBK Matte Black
- PWT Polar White

**OPTIONAL ACCESSORIES**



1 Strainer Basket 1135  
\$25.00



2 Bottom Grid BG430S  
\$120.00



3 Bottom Grid BG440S  
\$115.00



4 Cutting Board BB10  
\$155.00



5 Colander C417P  
\$70.00



*Pictured: MGCM2034-9ONN*





### **CLEAN MACHINE**

Kindred's waste disposers ensure durability and reliability at every step of clean-up.

Crafted with the Crown's standard of excellence, our waste disposers feature a sound-insulated shell for quiet performance. EZ Mount installation makes our disposers easy to install with just a few tools. Outfit your kitchen with Kindred's quality engineering and strength — right down to the drain.

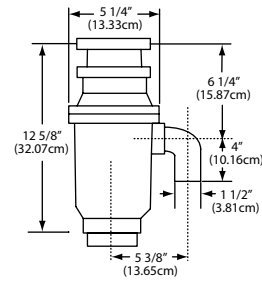


## **Waste Disposers**

**KWD33C1-EZ \$195.00**



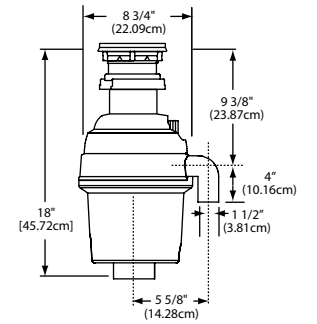
Horsepower: 1/3  
 High-speed 1925 r.p.m. permanent magnet motor  
 EZ mount installation system  
 Stainless steel grinding components  
 Includes factory installed power cord  
 Safe for properly sized septic tanks  
 For use with 110-120 volts/60hz current only  
 Includes strainer stopper  
 2 year in-home service warranty  
 Antimicrobial treatment to inhibit odour  
 Balanced grinding system to provide long service life & quiet operation  
 Continuous feed  
 Shipping Weight: 8.7 lbs



**KWD75B1-EZ \$550.00**



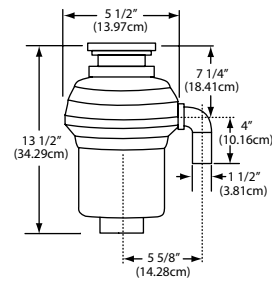
Horsepower: 3/4  
 High-speed 2700 r.p.m. permanent magnet motor  
 EZ mount installation system  
 Stainless steel grinding components  
 Sound insulated shell  
 Includes factory installed power cord  
 Safe for properly sized septic tanks  
 For use with 110-120 volts/60hz current only  
 Includes strainer stopper  
 8 year in-home service warranty  
 Antimicrobial treatment to inhibit odour  
 Balanced grinding system to provide long service life & quiet operation  
 Batch feed  
 Shipping Weight: 14 lbs



**KWD50C1-EZ \$270.00**



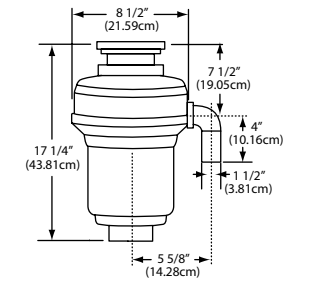
Horsepower: 1/2  
 High-speed 2600 r.p.m. permanent magnet motor  
 EZ mount installation system  
 Stainless steel grinding components  
 Sound insulated shell  
 Includes factory installed power cord  
 Safe for properly sized septic tanks  
 For use with 110-120 volts/60hz current only  
 Includes strainer stopper  
 5 year in-home service warranty  
 Antimicrobial treatment to inhibit odour  
 Balanced grinding system to provide long service life & quiet operation  
 Continuous feed  
 Shipping Weight: 10.6 lbs



**KWD125C1-EZ \$550.00**



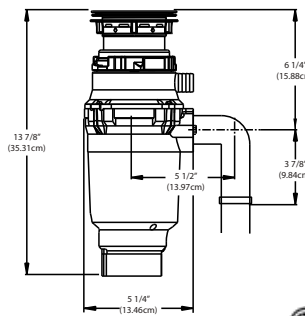
Horsepower: 1 1/4  
 High-speed 2800 r.p.m. permanent magnet motor  
 EZ mount installation system  
 Stainless steel grinding components  
 Sound insulated shell  
 Includes factory installed power cord  
 Safe for properly sized septic tanks  
 For use with 110-120 volts/60hz current only  
 Includes strainer stopper  
 10 year in-home service warranty  
 Antimicrobial treatment to inhibit odour  
 Balanced grinding system to provide long service life & quiet operation  
 Continuous feed  
 Shipping Weight: 15 lbs



**KWD50C2-EZ \$225.00**



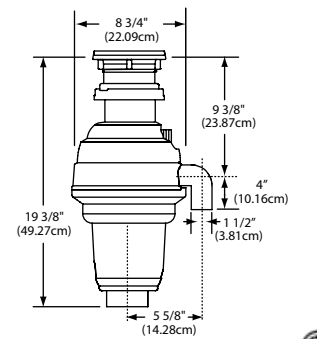
Horsepower: 1/2  
 High-speed 2600 r.p.m. permanent magnet motor  
 EZ mount installation system  
 Stainless steel grinding components  
 Sound insulated shell  
 Includes factory installed power cord  
 Safe for properly sized septic tanks  
 For use with 110-120 volts/60hz current only  
 Includes strainer stopper  
 2 year in-home service warranty  
 Antimicrobial treatment to inhibit odour  
 Balanced grinding system to provide long service life & quiet operation  
 Continuous feed  
 Shipping Weight: 10.6 lbs



**KWD125B1-EZ \$590.00**



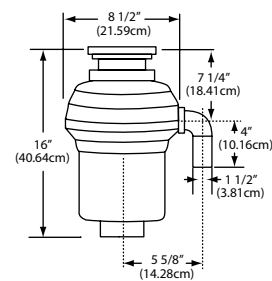
Horsepower: 1 1/4  
 High-speed 2800 r.p.m. permanent magnet motor  
 EZ mount installation system  
 Stainless steel grinding components  
 Sound insulated shell  
 Includes factory installed power cord  
 Safe for properly sized septic tanks  
 For use with 110-120 volts/60hz current only  
 Includes strainer stopper  
 10 year in-home service warranty  
 Antimicrobial treatment to inhibit odour  
 Balanced grinding system to provide long service life & quiet operation  
 Batch feed  
 Shipping Weight: 15 lbs



**KWD75C1-EZ \$320.00**



Horsepower: 3/4  
 High-speed 2700 r.p.m. permanent magnet motor  
 EZ mount installation system  
 Stainless steel grinding components  
 Sound insulated shell  
 Includes factory installed power cord  
 Safe for properly sized septic tanks  
 For use with 110-120 volts/60hz current only  
 Includes strainer stopper  
 8 year in-home service warranty  
 Antimicrobial treatment to inhibit odour  
 Balanced grinding system to provide long service life & quiet operation  
 Continuous feed  
 Shipping Weight: 12.0 lbs

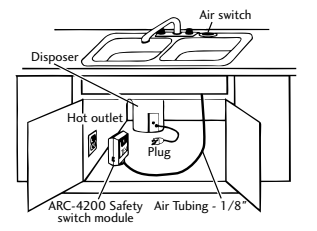


**ACCESSORIES**

**AS200 \$155.00**



Includes separate chrome and satin nickel finished air switch control buttons  
 For use with continuous feed waste disposers  
 Can be used with waste disposers up to 1 H.P., 120 V  
 Eliminates need for an electrical wall switch  
 Installs into existing sink hole drilling, or countertop  
 Air actuated on/off control  
 Shipping Weight: 1.5 lbs







## Sink Accessories

### DELIGHTFUL DETAILS

No sink is complete without beautifully-designed and brilliantly-functional accessories.

Kindred offers an array of carefully crafted items sure to work seamlessly with our sinks and inspire creativity in kitchen. Simplify meal prep and clean-up with accessories bearing the Kindred Crown — from colanders and drainers to cutting boards and grids. Whether you're chopping vegetables or washing dishes, the right accessories make the job a breeze.

Make your Kindred sink the high-functioning hub you require with accessories built to match beautifully — and to last.

**MB517** \$150.00



Laminated Bamboo Cutting Board  
17 1/2" FB x 11" LR x 1" HIGH

**BB10** \$155.00



Laminated Bamboo Cutting Board  
17 1/4" FB x 10 3/4" LR x 1" HIGH

**C417P** \$70.00



Grey ABS Colander  
17.25" FB x 7" LR x 3 1/2" DEEP

**C20S** \$105.00



Polished Stainless Steel Mesh Colander  
13 1/4" FB x 6" LR x 2 1/2" DEEP

**DBR10S** \$130.00



Polished Stainless Steel Drainer Basket  
14 5/8" FB x 12" LR x 3" HIGH

**RM50S** \$165.00



Polished Flexible Stainless Steel Roller Mat  
15 7/8" FB x 13 3/4" LR x 3/8" HIGH

**RM55S** \$165.00



Polished Flexible Stainless Steel Roller Mat  
17 1/4" FB x 14 3/8" LR x 3/8" HIGH

**BG10S** \$115.00



Polished Stainless Steel Bottom Grid  
14 1/4" FB x 11 7/8" LR x 1" HIGH

**BG11S** \$115.00



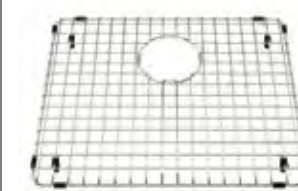
Polished Stainless Steel Bottom Grid  
14 1/4" FB x 15 1/4" LR x 1" HIGH

**BG13S** \$120.00



Polished Stainless Steel Bottom Grid  
14 1/4" FB x 8 1/4" LR x 1" HIGH

**BG14S** \$120.00



Polished Stainless Steel Bottom Grid  
15" FB x 18" LR x 1" HIGH

**BG30S** \$155.00



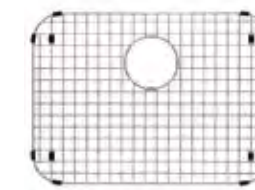
Polished Stainless Steel Bottom Grid  
16 7/8" FB x 16 3/16" LR x 1" HIGH

**BG35S** \$125.00




Polished Stainless Steel Bottom Grid  
14 1/4" FB x 8 1/2" LR x 1" HIGH

**BG80S** \$155.00




Polished Stainless Steel Bottom Grid  
14 3/4" FB x 20 3/8" LR x 1" HIGH

**BG90S** \$155.00



Polished Stainless Steel Bottom Grid  
14 5/8" FB x 25 1/4" LR x 1" HIGH

**BG110S** \$155.00



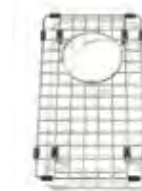
Polished Stainless Steel Bottom Grid  
13 7/8" FB x 15 7/8" LR x 1" HIGH

**BG160S** \$145.00



Polished Stainless Steel Bottom Grid  
13 5/8" FB x 12 5/16" LR x 1" HIGH

**BG170S** \$130.00




Polished Stainless Steel Bottom Grid  
14" FB x 7 3/4" LR x 1" HIGH

**BG180S** \$135.00



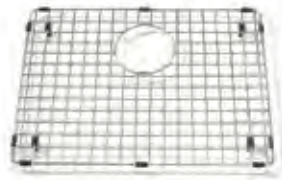
Polished Stainless Steel Bottom Grid  
13 5/8" FB x 11 7/8" LR x 1" HIGH

**BG190S** \$200.00



Polished Stainless Steel Bottom Grid  
13 5/8" FB x 15 3/8" LR x 1" HIGH




**BG200S** \$215.00

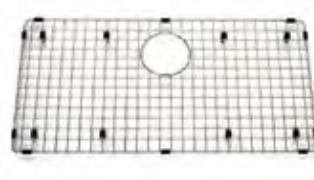
Polished Stainless Steel  
Bottom Grid  
13 5/8" FB x 18 1/8" LR x 1" HIGH

**BG210S** \$270.00

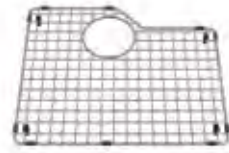
Polished Stainless Steel  
Bottom Grid  
13 5/8" FB x 26 11/16" LR x 1" HIGH

**BG220S** \$165.00

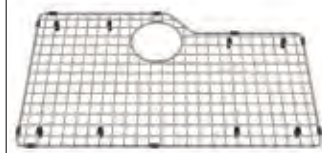
Polished Stainless Steel  
Bottom Grid  
14 3/4" FB x 12 5/16" LR x 1" HIGH

**BG240S** \$170.00

Polished Stainless Steel  
Bottom Grid  
14 1/4" FB x 27 1/4" LR x 1" HIGH

**BG400S** \$125.00

Polished Stainless Steel  
Bottom Grid  
15" FB x 18 1/4" LR x 1" HIGH

**BG410S** \$180.00

Polished Stainless Steel  
Bottom Grid  
15" FB x 26 1/2" LR x 1" HIGH

**BG430S** \$120.00

Polished Stainless Steel  
Bottom Grid  
15" FB x 12 1/4" LR x 1" HIGH

**BG440S** \$115.00

Polished Stainless Steel  
Bottom Grid  
13" FB x 11 3/4" LR x 1" HIGH

**BG450S** \$130.00

Polished Stainless Steel  
Bottom Grid  
15" FB x 15 1/4" LR x 1" HIGH

**BG510S** \$130.00

Polished Stainless Steel  
Bottom Grid  
15" FB x 8 3/4" LR x 1" HIGH

**BG514S** \$135.00


Polished Stainless Steel  
Bottom Grid  
15" FB x 12 1/2" LR x 1" HIGH

**BG515S** \$145.00

Polished Stainless Steel  
Bottom Grid  
15" FB x 13 1/2" LR x 1" HIGH

**BG518S** \$155.00

Polished Stainless Steel  
Bottom Grid  
15" FB x 16 1/2" LR x 1" HIGH

**BG523S** \$160.00

Polished Stainless Steel  
Bottom Grid  
15" FB x 21 1/2" LR x 1" HIGH

**BG529S** \$170.00

Polished Stainless Steel  
Bottom Grid  
15" FB x 27 1/2" LR x 1" HIGH

**BG531S** \$180.00

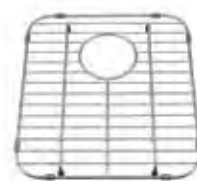
Polished Stainless Steel  
Bottom Grid  
15" FB x 29 1/2" LR x 1" HIGH

**BG5310S** \$180.00


Polished Stainless Steel  
Bottom Grid  
15" FB x 29 1/2" LR x 1" HIGH

**BG1715C** \$55.00

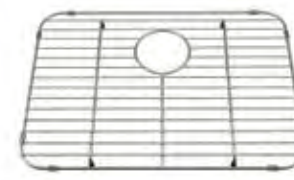
Polished Stainless Steel  
Bottom Grid  
15 1/2" FB x 13 1/2" LR x 1" HIGH

**BG1715R** \$55.00

Polished Stainless Steel  
Bottom Grid  
15 1/2" FB x 13 1/2" LR x 1" HIGH

**BG2317C** \$70.00

Polished Stainless Steel  
Bottom Grid  
15 1/2" FB x 21 1/2" LR x 1" HIGH

**BG2317R** \$70.00

Polished Stainless Steel  
Bottom Grid  
15 1/2" FB x 21 1/2" LR x 1" HIGH

**BGA1217S** \$90.00

Polished Stainless Steel  
Bottom Grid  
15" FB x 10 1/8" LR x 1" HIGH

**BGA1517S** \$120.00

Polished Stainless Steel  
Bottom Grid  
15" FB x 13" LR x 1" HIGH

**BGA1817S** \$130.00

Polished Stainless Steel  
Bottom Grid  
15" FB x 16" LR x 1" HIGH

**BGA1820S** \$155.00

Polished Stainless Steel  
Bottom Grid  
17 5/8" FB x 16" LR x 1" HIGH

**BGA2317S** \$155.00

Polished Stainless Steel  
Bottom Grid  
15" FB x 21" LR x 1" HIGH

**BGA3117S** \$180.00

Polished Stainless Steel  
Bottom Grid  
15" FB x 29" LR x 1" HIGH

**BGDS10S** \$150.00


Polished Stainless Steel  
Bottom Grid  
15" FB x 9" LR x 1" HIGH

**BGDS13S** \$180.00


Polished Stainless Steel  
Bottom Grid  
15" FB x 12" LR x 1" HIGH

**BGDS14S** \$195.00

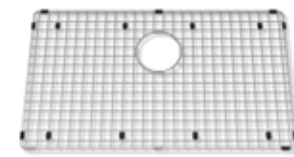
Polished Stainless Steel  
Bottom Grid  
15 1/4" FB x 13 1/4" LR x 1" HIGH

**BGDS15S** \$195.00

Polished Stainless Steel  
Bottom Grid  
14 1/4" FB x 14 1/4" LR x 1" HIGH

**BGDS18S** \$225.00

Polished Stainless Steel  
Bottom Grid  
15" FB x 17" LR x 1" HIGH

**BGDS27S** \$320.00

Polished Stainless Steel  
Bottom Grid  
15" FB x 26" LR x 1" HIGH

**61411** \$17.00

Sink Maintenance Kit

**4010856** \$15.00

Stainless Strainer Assembly

**1135** \$25.00

Stainless Strainer Assembly



<p><b>1135B</b> \$11.00</p>  <p>Stainless Strainer Basket Fits 1135 And 1140 Strainer</p>	<p><b>1135B-CS</b> \$11.00</p>  <p>Stainless Strainer Basket in Clam Shell Packaging</p>	<p><b>100</b> \$17.00</p>  <p>1 1/2" Stainless Steel Waste Fitting with Brass Tailpiece &amp; Rubber Stopper</p>	<p><b>1047</b> \$25.00</p>  <p>Integral Waste Assembly</p>
<p><b>31703</b> \$12.00</p>  <p>EZ Torque Sink Fastener</p>	<p><b>EL-CLIPS</b> \$7.00</p>  <p>Undermount Installation Bracket</p>	<p><b>31548</b> \$7.00</p>  <p>8 Pc. Bolt &amp; Claw Assembly in Poly Bag</p>	<p><b>20102</b> \$7.00</p>  <p>Undermount Installation Hardware Kit Kindred undermount hardware kit requires 3" additional cabinet space</p>

## Franke Home Solutions Warranty for Kindred Branded Product

Effective January 21, 2022

In the United States, Canada and Latin America, Franke warrants the Kindred products from manufacturing defects in material and workmanship when purchased from Franke or a Franke/Kindred Authorized Retailer pursuant to product-specific warranties detailed herein (each, a "Warranty" and collectively, the "Warranties"). The products must be properly installed, per company's installations instructions, in its original installation, and used in normal indoor residential kitchen applications. Any products or components which have been modified or altered, from its original intended condition will void the warranty. The Franke Warranties for Kindred branded products are limited to the original purchaser and are non-transferrable. These Warranties do not include products purchased from non-Authorized Retailers, products that are obsolete or discontinued, or products that were previous display models. All issues with installed products are considered warranty claims and not subject to the Return Policy. Franke reserves the right to inspect any Kindred product reported to be defective and the original installation prior to providing a replacement product and/or component. All decisions are final. In no situation shall the liability of Franke exceed the amount of the original purchase price.

The Warranties do not cover, and Franke shall not be liable for, any damage to products or components resulting from misuse or abuse, accidental damages, normal wear such as scuffs, scratches or finish reduction/fading; improper installation, abnormal usage, negligence, damage caused by improper maintenance or cleaning. Damage caused by impurities, corrosive chemicals or acts beyond Franke's control are not covered by any Warranty.

Kindred product replacements do not include transportation, shipping, diagnosis, labor, installation, removal, disposal for any products or liability for project delays. Product replacements are not guaranteed to be exact replacements. The owner of a product is liable for any transportation and re-installation costs related to any warranty for such product. If the original product is not available at the time of the warranty claim, at Franke's option, the product replacements will be of similar size, material, and value. Any products or components which have been modified or altered, from its original intended condition will void the warranty.

The Warranties do not allow recovery of incidental or consequential damages such as loss of use, delay, property damage or other consequential damage, and Franke accepts no liability for such damages. Each Warranty is limited to the conditions set forth herein and to the applicable warranty period specified herein and is exclusive. EXCEPT FOR THE WARRANTIES SET FORTH HEREIN, FRANKE MAKES NO WARRANTY WHATSOEVER WITH RESPECT TO THE PRODUCTS, INCLUDING, BUT NOT LIMITED TO, (1) ANY WARRANTY OF MERCHANTABILITY, (2) WARRANTY OF FITNESS FOR A PARTICULAR PURPOSE, (3) WARRANTY OF TITLE, OR (4) WARRANTY AGAINST INFRINGEMENT OF INTELLECTUAL PROPERTY RIGHTS OF A THIRD PARTY, WHETHER EXPRESS OR IMPLIED BY LAW, COURSE OF DEALING, COURSE OF PERFORMANCE, USAGE OF TRADE OR OTHERWISE. LEGAL DISCLAIMER PLEASE READ CAREFULLY. Franke Kitchen Systems LLC/Franke Kindred Canada Limited provides the above information to you as a public service to our customers. By accessing and using this information, you agree to the following and to comply with all applicable laws. If you do not agree with these terms and conditions, do not use this information. While we try to keep the information current, changes may have occurred since its creation. Contact your Regional Manager or Customer Service to verify information regarding Franke Kitchen Systems/Franke Kindred Canada programs and their use by you.

## Franke Home Solutions Warranty for Kindred Branded Product (continued)

### Kindred Residential Stainless and Granite Sink Limited Lifetime Warranty:

Franke warrants that each Kindred sink will be free from manufacturing defects in material and workmanship for the lifetime of the sink when used in standard residential indoor applications. The warranty covers sinks installed in its original installation per Franke/Kindred installation instructions in residential applications using conventional or solid surface countertop.

### Kindred Residential Disposal Limited Warranty:

Franke warrants that Kindred disposers are free from manufacturing defects in material and workmanship for the period ranging from two (2) years to ten (10) years as documented in the annual product catalogs and/or instructions included with the products.

### Kindred Residential Faucet Limited Warranty:

Franke warrants that mechanical components (body, handle and spout) in all Kindred faucets purchased after January 1, 2022, will be free of manufacturing defects for ten (10) years. Franke shall not be liable for any damage caused by normal wear and tear to wearable parts of the faucet. The expected useful lifetime of wearable parts is; one (1) year: aerator, o-rings; five (5) years: cartridge, hose, ten (10) years: spray head. The wearable parts can be purchased as spare parts from Franke or their Kindred Authorized Retailers. Franke warrants the chrome finishes on Kindred faucets will be free of manufacturing defect for ten (10) years; and all other finishes on Kindred faucets will be free of manufacturing defects for five (5) years from the original date of purchase. Faucets purchased prior to 2022 are subject to the warranty in place at time of purchase.

### Kindred Residential Soap Dispensers Limited Warranty:

Franke warrants that Kindred soap dispensers are free from manufacturing defects in material and workmanship for a period of one (1) year from the date of purchase. Such warranty does not cover damage caused by the use of aggressive soaps or chemicals.

### Kindred Residential Accessories Limited Warranty:

Franke warrants that Kindred accessories, including, but not limited to bottom grids, shelves, waste kits, colanders, chopping boards are free from manufacturing defects in material and workmanship for a period of one (1) year from the dates of original purchase.

This warranty supersedes all other warranties, expressed or implied. No employee, field sales representatives, or distribution persons are authorized to give any warranties on behalf of Franke Kitchen Systems, LLC or Franke Kindred Canada Limited.

**To make an installed product warranty claim please contact Franke at the provided contact information below. All warranty claims must include the following for processing:**

1. Proof of purchase from Franke or Kindred Authorized Retailer
2. Original purchaser's name, address (included city, state, zip), email address and phone number
3. Kindred model number
4. Date of installation
5. Description of the defect
6. Photos of the defect

In the US:

Franke Home Solutions  
Attn: Warranty Department  
800 Aviation Parkway  
Smyrna, TN 37167  
HS-Warranty.US@Franke.com

In Canada:

Franke Home Solutions  
Attn: Warranty Department  
1000 Franke Kindred Road  
Midland, Ontario L4R 4K9  
HS-Warranty.CA@Franke.com

**Legal Entities:**     **USA:** Franke Kitchen Systems LLC     **Canada:** Franke Kindred Canada Limited

## Terms & Conditions

### GENERAL

- Products may only be sold and advertised within the United States of America. Franke hereby expressly prohibits the dealer from soliciting or consummating sales outside of the United States of America without prior written consent.
- Products shall only be sold in their original packaging. Relabeling, repackaging (including the separation of bundled products or the bundling of separate products), and other alterations are not permitted.
- Sale of Franke products on the Internet shall be prohibited unless resellers apply and are approved by Franke Kitchen Systems, LLC, and execute an Authorized Internet Reseller Agreement regulating the manner in which they sell online.

### ORDERING

- Once an order has been acknowledged, changes (including additions or cancellations) will be accepted within 48 hours prior to shipping.
- Order acknowledgments are available via email. An email address must be provided to receive this benefit.
- Standard lead time for shipment is one to five (1-5) business days from receipt of order.

### STANDARD PAYMENT TERMS

- Net 30 days.
- Early payment discounts are not applicable for payments via credit card.
- Franke reserves the right to charge interest and an administration fee on late payments.

### PRICING

- Please refer to the electronically published price list (EPL). Orders will be priced with the prevailing price at the time the order is placed.
- Prices are subject to change without notice. Franke will attempt to provide reasonable lead time for pricing changes.

### CLAIMS / CHARGE BACKS

- Damages/Shortages must be reported within ten (10) days of receipt of merchandise.
- Charge backs will not be accepted without an authorization number (RMA), provided by a Regional Sales Manager, Distributor, or Customer Service.

### RETURNS

- No returns will be accepted without a return authorization number (RMA).
- Return authorization requests must be submitted through Rep/ Regional Manager.

- A 25% restocking fee will be charged for ALL returns of product that was not damaged or mis-shipped.
- No returns will be accepted more than 180 days from original invoice date.
- No returns will be accepted on discontinued (DWO) or obsolete product.
- Franke reserves the right to refuse returns without reason.

### FREIGHT

- **Pre-paid freight/Free freight allowance (FFA)**
  - USD 2,900 is the minimum order value for FFA
  - All product lines, including parts, can be included in freight qualification calculations.
  - All Display and Literature orders will be shipped with pre-paid freight status.
- **Flat Rate Shipping**
  - Any order shipping parcel containing standard products will ship for \$25 flat.
  - Orders >150 lbs. are shipping LTL and are charged according to weight/dimension.
  - Orders containing Fireclay sinks are charged USD 150 for up to 2 units and USD 300 for up to 4 units.
  - Other: standard shipping rates apply for Fireclay orders greater than 4 units and any parts only orders.
  - Franke reserves the right to modify these terms at any time.
- **Other freights terms**
  - Franke will attempt to fulfill requests to expedite shipping. Customers will be responsible for additional freight charges. Contact Customer Service for all expedited shipping requests.
  - Drop shipment of internet orders is not available. All Internet Sales must be shipped from an Authorized Internet Reseller's location. Drop shipment is offered within 100 miles of customer's place of business, or within customer's state or a bordering state.

### BACK ORDERS

- Back order shipments will match freight qualifying status of original order.
- Back ordered product will be considered an active order unless customer requests cancellation.

## PRODUCT REFERENCE GUIDE

MODEL	STRAINER BASKET	BOTTOM GRID	BAMBOO CUTTING BOARD	ROLLER MAT	PG	
 BSU1832-9N	 1135	 BG531S	 MB517	 RM55S	14	
 BSU1832-9N-OW	 1135	 BG5310S	 MB517	 RM55S	14	
 BSU1831-9N	 1135	 BG529S	 MB517	 RM55S	14	
 BSU1825-9	 1135	 BG523S	 MB517	 RM55S	15	
 BSU1820-9N	 1135	 BG518S	 MB517	 RM55S	15	
 BSU1816-9N	 1135	 BG514S	 MB517	 RM55S	16	
 BSU1812-8N	 1135	 BG510S	 MB517	 RM55S	16	
 BCU1836R-9N	 1135	 BG523S	 BG510S	 MB517	 RM55S	16
 BCU1835R-9N	 1135	 BG518S	 BG514S	 MB517	 RM55S	17
 BCU1831R-9N	 1135	 BG518S	 BG510S	 MB517	 RM55S	17
 BCU1827R-9N	 1135	 BG514S	 BG510S	 MB517	 RM55S	18
 BDU1831-9N	 1135	 BG514S		 MB517	 RM55S	18
 BTU1841-9N	 1135	 BG514S	 BG510S	 MB517	 RM55S	18

Brookmore Undermount



MODEL	STRAINER BASKET	BOTTOM GRID	BAMBOO CUTTING BOARD	ROLLER MAT	PG
BSL2233-9-4N BSL2233-9-3N BSL2233-9-1N	1135	BG531S	MB517	RM55S	22
BSL2233-9-4N-OW BSL2233-9-3N-OW BSL2233-9-1N-OW	1135	BG5310S	MB517	RM55S	22
BSL2131-9-4N BSL2131-9-3N BSL2131-9-1N	1135	BG529S	MB517	RM55S	22
BSL2225-9-4N BSL2225-9-3N BSL2225-9-1N	1135	BG523S	MB517	RM55S	23
BSL2125-9-4N BSL2125-9-3N BSL2125-9-1N	1135	BG523S	MB517	RM55S	23
BSL2120-9-4 BSL2120-9-3 BSL2120-9-1	1135	BG518S	MB517	RM55S	24
BSL2116-9-3N BSL2116-9-1N	1135	BG514S	MB517	RM55S	24
BCL2131R-9-4N BCL2131R-9-3N BCL2131R-9-1N	1135	BG518S BG510S	MB517	RM55S	24
BCL2127R-9-4N BCL2127R-9-3N BCL2127R-9-1N	1135	BG514S BG510S	MB517	RM55S	25
BDL2233-9-4N BDL2233-9-3N BDL2233-9-1N	1135	BG515S	MB517	RM55S	25
BDL2131-9-4N BDL2131-9-3N BDL2131-9-1N	1135	BG514S	MB517	RM55S	26

Brookmore Topmount / Drop In

MODEL	STRAINER BASKET	BOTTOM GRID	COLANDER	DRAINER BASKET	PG
QSUA1933-8N	1135	BGA3117S		DBR10S	32
QSUA1831-8N	1135	BG240S		DBR10S	32
QSUA1925-8N	1135	BGA2317S		DBR10S	32
QSUA1922-8N	1135	BG14S		DBR10S	33
QSUA1917-8N	1135	BGA1517S		DBR10S	33
QSU1813-7N	1135	BG35S			34
QSUA1820-8N	1135	BG11S		DBR10S	34
QSUA1616-6N	1135				34
QSUA1816-8N	1135	BG10S		DBR10S	35
QSU1315-6N	1135				35

Steel Queen Undermount




























MODEL	STRAINER BASKET	BOTTOM GRID	COLANDER	DRAINER BASKET	PG
 QSU1113-6N	 1135				36
 QCU1933R-9N	 1135	  BGA1217S BGA1817S		 DBR10S	36
 QCUA1933R-8N	 1135	  BGA1217S BGA1817S		 DBR10S	36
 QCUA1831R-8N QCUA1831L-8N	 1135	  BG11S BG13S	 CA1W Included	 DBR10S	37
 QCUA1827R-8N QCUA1827L-8N	 1135	  BG10S BG13S	 CA1W Included	 DBR10S	37
 QCU2031R-9N	 1135	  BG30S BG35S			38
 QDUA1933-8N	 1135	 BGA1517S		 DBR10S	38
 QDUA1831-8N	 1135	 BG10S		 DBR10S	38

Steel Queen Undermount





















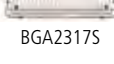




Steel Queen Topmount / Drop In

MODEL	STRAINER BASKET	BOTTOM GRID	COLANDER	DRAINER BASKET	PG
 QSLA2233-8-4N QSLA2233-8-3N QSLA2233-8-1N	 1135	 BGA3117S		 DBR10S	42
 QSLA2031-8-4N QSLA2031-8-3N QSLA2031-8-1N	 1135	 BG240S		 DBR10S	42
 QSLA2225-8-4N QSLA2225-8-3N QSLA2225-8-1N	 1135	 BGA2317S		 DBR10S	42
 QSLA2217-8-3N QSLA2217-8-1N	 1135	 BGA1517S		 DBR10S	43
 QSL2020-8-3N QSL2020-8-1N	 1135	 BG11S		 DBR10S	43
 QSA1820-8N	 1135	 BG11S		 DBR10S	44
 QSA1816-8N	 1135	 BG10S		 DBR10S	44
 QSL2020-7-3N QSL2020-7-1N	 1135	 BG11S		 DBR10S	44



MODEL	STRAINER BASKET	BOTTOM GRID	COLANDER	DRAINER BASKET	PG
QCLA2031R-8-3N QCLA2031R-8-1N QCLA2031L-8-3N QCLA2031L-8-1N	 1135	 BG11S  BG13S	 CA1W Included	 DBR10S	45
QDLA2233-8-4N QDLA2233-8-3N QDLA2233-8-1N	 1135	 BGA1517S			45
QCLA2027R-8-3N QCLA2027R-8-1N QCLA2027L-8-3N QCLA2027L-8-1N	 1135	 BG10S  BG13S	 CA1W Included	 DBR10S	46
QDC2031R-8-1N	 1135	 BG30S  BG35S			46
QDL2031-8-4N QDL2031-8-3N QDL2031-8-1N	 1135	 BG10S		 DBR10S	46
QCMA1826-7-3N QCMA1826-7-1N	 1135	 BG10S		 DBR10S	47
QD1831-8N	 1135 2 Included	 BG10S		 DBR10S	47
QDL2031-7-4N QDL2031-7-3N QDL2031-7-1N	 1135 2 Included	 BG10S		 DBR10S	48
























Steel Queen Topmount / Drop In

MODEL	STRAINER BASKET	BOTTOM GRID	DRAINER BASKET	PG	MODEL	STRAINER BASKET	PG
QSLF2020-12-3 QSLF2020-12-1	 1135		 DBR10S	52	QSL1515-6-2N QSL1515-6-1N	 1135	57
QSLF2020-10-3 QSLF2020-10-1	 1135		 DBR10S	52	QS1315-6N	 1135	57
QSL2225-12-3N QSL2225-12-1N	 1135			52	QSL1313-6-2N QSL1313-6-1N	 1135	58
QSLA2225-10-4N QSLA2225-10-3N QSLA2225-10-1N	 1135	 BGA2317S		53	QS1113-6N	 1135	58
QSL2020-10-3N QSL2020-10-1N	 1135	 BG110S		53			
QSU1820-10N	 1135	 BG110S		54			
QS1820-10N	 1135	 BG110S		54			
RSL2020-10-3N RSL2020-10-1N	 1135	 BG110S		54			
QCA1942-10N	 1135	 BGA2317S  BGA1517S		55			
QSR18-8N	 1135			56			
QSL1719-8-3N QSL1719-8-2N QSL1719-8-1N	 1135			56			
QSA1616-6N	 1135			56			

Steel Queen Utility - Hospitality

Steel Queen Utility - Laundry

Steel Queen Utility - Hospitality

MODEL	STRAINER BASKET	BOTTOM GRID	DRAINER BASKET	ROLLER MAT	PG
 CSLA1515-6-2CBN					64
 CSLA2522-8-4CBN	 4010856	 BG2317R			64
 CSLA2522-7-4N	 4010856	 BG2317C			64
 CSLA2522-6-4N	 4010856	 BG2317C			65
 FCDLA3322-8-4CBN	 4010856	 BG1715R			65
 CDLA3322-8-4CBN	 4010856	 BG1715R			66
 CDLA3322-7-4N	 4010856	 BG1715C			66
 CDLA3322-6-4N	 4010856	 BG1715C			66
 RDLA3319-6-4CBN	 4010856				67

Creemore Topmount / Drop In

MODEL	STRAINER BASKET	BOTTOM GRID	DRAINER BASKET	PG
 NS1930U-9N	 1135	 BG90S	 DBR10S	72
 NS1925U-9N	 1135	 BG80S	 DBR10S	72
 NS1820UA-9N	 1135	 BG11S		72
 RSU1820-7N	 1135	 BG11S		73
 NS1813U-7N	 1135	 BG35S		73
 NDCX2132RU-9N	 1135	 BG30S	 BG35S	74
 ND1831UA-9N	 1135	 BG10S	 DBR10S	74
 NDC1827RU-9N	 1135	 BG10S	 BG13S	74
 RDU1831-7N	 1135	 BG10S	 DBR10S	75

Reginox Undermount



	MODEL	STRAINER BASKET	BOTTOM GRID	DRAINER BASKET	PG
Reginox Topmount / Drop In	RSL2020-3N RSL2020-1N	1135	BG110S		78
	RSL5251-3N RSL5251-1N	1140	BG110S		78
	RCL2027R-3N RCL2027R-1N	1135	BG10S	DBR10S	78
	RDL5279-4N RDL5279-3N RDL5279-1N	1140	BG10S	DBR10S	79
	RDL2031-4N RDL2031-3N RDL2031-1N	1135	BG10S	DBR10S	79
Reginox ADA	RSU1829-55N	1135			82
	RSU1925-55N	1135			82
	RSLA2522-55-4N RSLA2522-55-3N RSLA3322-55-1N	1135			82
	RDLA3322-55-4N RDLA3322-55-3N RDLA3322-55-1N	1135			83

MODEL	STRAINER BASKET	BOTTOM GRID	GLASS BOARD	BAMBOO CUTTING BOARD	COLANDER	ROLLER MAT	PG
KGS1U-8N	1135	BG210S Included	GB50 Included			RM50S	88
KGS2U-8N	1135	BG200S Included	GB50 Included			RM50S	88
KGS3U-8N	1135	BG180S Included	GB50 Included			RM50S	88
MGS2031U-9N	1135	BG410S		BB10	C417P		89
MGS2022U-9N	1135	BG400S		BB10	C417P		89
KGD2U-9N	1135	BG220S 1 Included	GB55 Included				90
KGDCR1U-8N	1135	BG190S Included	GB50 Included			RM50S	90
KGDC2RU-8N	1135	BG160S Included	GB50 Included			RM50S	90
KGD1U-8N	1135	BG180S 1 Included	GB50 Included			RM50S	91
MGC2034U-9N	1135	BG450S		BB10	C417P		91
MGC2031U-9N	1135	BG430S		BB10	C417P		92

Granite Topmount / Drop In

MODEL	STRAINER BASKET	BOTTOM GRID	GLASS BOARD	BAMBOO CUTTING BOARD	COLANDER	ROLLER MAT	PG
KGSL2031-8N	1135	BG210S Included	GB50 Included			RM50S	96
KGSL2023-8N	1135	BG200S Included	GB50 Included			RM50S	96
KGSL2017-8N	1135	BG180S Included	GB50 Included			RM50S	96
MGSM2031-9N	1135	BG410S		BB10	C417P		97
MGSM2022-9N	1135	BG400S		BB10	C417P		97
KGDL2233-9N	1135	BG220S 1 Included	GB55 Included				98
KGDC2031R-8N	1135	BG190S Included	BG170S			RM50S	98
KGDL2031-8N	1135	BG180S 1 Included	GB50 Included			RM50S	98
KGDC2027R-8N	1135	BG160S Included	BG170S			RM50S	99
MGCM2034-9N	1135	BG450S	BG440S		C417P		99
MGCM2031-9N	1135	BG430S	BG440S	BB10	C417P		100

18"

 BSL2116-9-3N BSL2116-9-1N Page 24	 BSU1812-8N Page 16	 CSLA1515-6-2CBN Page 64	 KGSL2017-8N Page 96	 NS1813U-7N Page 73	 QS1113-6N Page 58
 QS1315-6N Page 57	 QSA1616-6N Page 56	 QSA1816-8N Page 44	 QSL1313-6-2N QSL1313-6-1N Page-58	 QSL1515-6-2N QSL1515-6-1N Page 57	 QSU1113-6N Page 36
 QSU1315-6N Page 35					

21"

 BSU1816-9N Page 16	 QSL1719-8-3N QSL1719-8-2N QSL1719-8-1N Page 56	 QSLA2217-8-3N QSLA2217-8-1N Page 43	 QSR18-8N Page 56	 QSU1813-7N Page 34	 QSUA1820-8N Page 34
 QSUA1616-6N Page 34	 QSUA1816-8N Page 35	 QSUA1917-8N Page 33			

24"

 BSL2120-9-4N BSL2120-9-3N BSL2120-9-1N Page 24	 BSU1820-9N Page 15	 NS1820UA-9N Page 72	 MGSM2022-9N Page 97	 QS1820-10N Page 54	 QSA1820-8N Page 44
 QSL2020-10-3N QSL2020-10-1N Page 53	 QSL2020-7-3N QSL2020-7-1N Page 44	 QSL2020-8-3N QSL2020-8-1N Page 43	 QSLF2020-12-3 QSLF2020-12-1 Page 52	 QSLF2020-10-3 QSLF2020-10-1 Page 52	 QSU1820-10N Page 54
 RSL2020-3N RSL2020-10-1N Page 78	 RSL2020-10-3N RSL2020-10-1N Page 54	 RSL5251-3N RSL5251-1N Page 78	 RSU1820-7N Page 73	 KGS3U-8N Page 88	



27"



BSL2125-9-4N  
BSL2125-9-3N  
BSL2125-9-1N  
Page 23



BSL2225-9-4N  
BSL2225-9-3N  
BSL2225-9-1N  
Page 23



CSLA2522-6-4N  
Page 65



CSLA2522-7-4N  
Page 64



CSLA2522-8-4CBN  
Page 64



KGS2U-8N  
Page 88



KGS2023-8N  
Page 96



MGS2022U-9N  
Page 89



QSL2225-12-3N  
QSL2225-12-1N  
Page 52



QSLA2225-10-4N  
QSLA2225-10-3N  
QSLA2225-10-1N  
Page 53



QSLA2225-8-4N  
QSLA2225-8-3N  
QSLA2225-8-1N  
Page 42



QSUA1922-8N  
Page 33



RSLA2522-55-4N  
RSLA2522-55-3N  
RSLA2522-55-1N  
Page 82

36"



BCU1831R-9N  
Page 17



BCU1835R-9N  
Page 17




BDL2233-9-4N  
BDL2233-9-3N  
BDL2233-9-1N  
Page 25



BDU1831-9N  
Page 18



BSL2233-9-4N  
BSL2233-9-3N  
BSL2233-9-1N  
Page 22



BSL2233-9-4N-OW  
BSL2233-9-3N-OW  
BSL2233-9-1N-OW  
Page 22



BSU1831-9N  
Page 14



BSU1832-9N  
Page 14



BSU1832-9N-OW  
Page 14



CDLA3322-6-4N  
Page 66



CDLA3322-7-4N  
Page 66



CDLA3322-8-4CBN  
Page 66



FCDLA3322-8-4CBN  
Page 65



KGD1U-8N  
Page 91



KGD2U-9N  
Page 90



KGDCR1U-8N  
Page 90



KGD12233-9  
Page 98



KGS1U-8N  
Page 88



MGC2031U-9N  
Page 92



MGCM2034-9N  
Page 99



MGS2031U-9N  
Page 89



ND1831UA-9N  
Page 74



NDCX2132RU-9N  
Page 74



NS1930U-9N  
Page 72



QCU1933R-9N  
Page 36



QCU2031R-9N  
Page 38



QCUA1831R-8N  
QCUA1831L-8N  
Page 37



QCUA1933R-8N  
Page 36



QDLA2233-8-4N  
QDLA2233-8-3N  
QDLA2233-8-1N  
Page 45



QDUA1831-8N  
Page 38



QDLA2031R-8-3N  
QDLA2031R-8-1N  
QDLA2031L-8-3N  
QDLA2031L-8-1N  
Page 45



QDLA2233-8-4N  
QDLA2233-8-3N  
QDLA2233-8-1N  
Page 42



QSUA1831-8N  
Page 32



QSUA1933-8N  
Page 32



RDLA3319-6-4CBN  
Page 67



RDLA3322-55-4N  
RDLA3322-55-3N  
RDLA3322-55-1N  
Page 83



RDU1831-7N  
Page 75



RSU1829-55N  
Page 82

30"



BCL2127R-9-4N  
BCL2127R-9-3N  
BCL2127R-9-1N  
Page 25



BCU1827R-9N  
Page 18



BSU1825-9N  
Page 15



KGDC2027R-8N  
Page 99



NS1925U-9N  
Page 72



QCLA2027R-8-3N  
QCLA2027R-8-1N  
QCLA2027L-8-3N  
QCLA2027L-8-1N  
Page 46



QDLA2031R-8-3N  
QDLA2031R-8-1N  
QDLA2031L-8-3N  
QDLA2031L-8-1N  
Page 45



QCMA1826-7-3N  
QCMA1826-7-1N  
Page 47



QSUA1925-8N  
Page 32



RCL2027R-3N  
RCL2027R-1N  
Page 78



RSU1925-55N  
Page 82

33"



BCL2131R-9-4N  
BCL2131R-9-3N  
BCL2131R-9-1N  
Page 24



BDL2131-9-4N  
BDL2131-9-3N  
BDL2131-9-1N  
Page 26



BSL2131-9-4N  
BSL2131-9-3N  
BSL2131-9-1N  
Page 22



KGDC2031R-8N  
Page 98



KGDC2RU-8  
Page 90



KGD12031-8N  
Page 98



KGS2031-8N  
Page 96



MGCM2031-9N  
Page 100



MGS2031-9N  
Page 97



NDC1827RU-9N  
Page 74



QCUA1827R-8N  
QCUA1827L-8N  
Page 37



QD1831-8N  
Page 47



QDL2031R-8-1N  
Page 46



QDL2031-7-4N  
QDL2031-7-3N  
QDL2031-7-1N  
page 48



QDL2031-8-4N  
QDL2031-8-3N  
QDL2031-8-1N  
Page 46



QSLA2031-8-4N  
QSLA2031-8-3N  
QSLA2031-8-1N  
page 42



RDL2031-3N  
RDL2031-1N  
Page 79



RDL5279-4N  
RDL5279-3N  
RDL5279-1N  
Page 79

39"



BCU1836R-9N  
Page 16



MGC2034U-9N  
Page 91

45"



BTU1841-9N  
Page 18



QCA1942-10N  
Page 55

SINKS

BCL2127R-9-1N	\$905.00	25	CSLA2522-7-4N	\$170.00	64	KGS2U-8SMN	\$680.00	88	MGS2022U-90NN	\$525.00	89	QDL2031-7-1N	\$395.00	48	QSU1315-6N	\$245.00	35
BCL2127R-9-3N	\$905.00	25	CSLA2522-8-4NCB	\$190.00	64	KGS3U-8CHN	\$585.00	88	MGS2022U-9PWTN	\$525.00	89	QDL2031-7-3N	\$395.00	48	QSU1813-7N	\$400.00	34
BCL2127R-9-4N	\$905.00	25	FCDLA3322-8-4NCB	\$260.00	65	KGS3U-8ESN	\$585.00	88	MGS2022U-9SGN	\$525.00	89	QDL2031-7-4N	\$395.00	48	QSU1820-10N	\$495.00	54
BCL2131R-9-1N	\$965.00	24	KGD1U-8CHN	\$710.00	91	KGS3U-8ONN	\$585.00	88	MGS2022U-9SMN	\$525.00	89	QDL2031-8-1N	\$475.00	46	QSUA1616-6N	\$265.00	34
BCL2131R-9-3N	\$965.00	24	KGD1U-8ESN	\$710.00	91	KGS3U-8SGN	\$585.00	88	MGS2031U-9CHAN	\$600.00	89	QDL2031-8-3N	\$475.00	46	QSUA1816-8N	\$280.00	35
BCL2131R-9-4N	\$965.00	24	KGD1U-8ONN	\$710.00	91	KGS3U-8SNM	\$585.00	88	MGS2031U-9ESN	\$600.00	89	QDL2031-8-4N	\$475.00	46	QSUA1820-8N	\$280.00	34
BCU1827R-9N	\$845.00	18	KGD1U-8SGN	\$710.00	91	KGSL2017-8CHN	\$565.00	96	MGS2031U-9MBKN	\$600.00	89	QDLA2233-8-1N	\$645.00	45	QSUA1831-8N	\$450.00	32
BCU1831R-9N	\$870.00	17	KGD1U-8SMN	\$710.00	91	KGSL2017-8ESN	\$565.00	96	MGS2031U-9ONN	\$600.00	89	QDLA2233-8-3N	\$645.00	45	QSUA1917-8N	\$370.00	33
BCU1835R-9N	\$890.00	17	KGD2U-9CHN	\$860.00	90	KGSL2017-8ONN	\$565.00	96	MGS2031U-9PWTN	\$600.00	89	QDLA2233-8-4N	\$645.00	45	QSUA1922-8N	\$415.00	33
BCU1836R-9N	\$915.00	16	KGD2U-9ESN	\$860.00	90	KGSL2017-8SGN	\$565.00	96	MGS2031U-9SGN	\$600.00	89	QDUA1831-8N	\$475.00	38	QSUA1925-8N	\$340.00	32
BDL2131-9-1N	\$750.00	26	KGD2U-9ONN	\$860.00	90	KGSL2017-8SMN	\$565.00	96	MGS2031U-9SMN	\$600.00	89	QDUA1933-8N	\$535.00	38	QSUA1933-8N	\$485.00	32
BDL2131-9-3N	\$750.00	26	KGD2U-9SGN	\$860.00	90	KGSL2023-8CHN	\$645.00	96	MGSM2022-9CHAN	\$465.00	97	QS1113-6N	\$215.00	58	RCL2027R-1N	\$370.00	78
BDL2131-9-4N	\$750.00	26	KGD2U-9SMN	\$860.00	90	KGSL2023-8ESN	\$645.00	96	MGSM2022-9ESN	\$465.00	97	QS1315-6N	\$245.00	57	RCL2027R-3N	\$370.00	78
BDL2233-9-1N	\$825.00	25	KGDC2027R-8CHN	\$665.00	99	KGSL2023-8ONN	\$645.00	96	MGSM2022-9MBKN	\$465.00	97	QS1820-10N	\$485.00	54	RDL2031-1N	\$330.00	79
BDL2233-9-3N	\$825.00	25	KGDC2027R-8ESN	\$665.00	99	KGSL2023-8SGN	\$645.00	96	MGSM2022-9ONN	\$465.00	97	QSA1616-6N	\$285.00	56	RDL2031-3N	\$330.00	79
BDL2233-9-4N	\$825.00	25	KGDC2027R-8ONN	\$665.00	99	KGSL2023-8SMN	\$645.00	96	MGSM2022-9PWTN	\$465.00	97	QSA1816-8N	\$270.00	44	RDL5279-1N	\$330.00	79
BDU1831-9N	\$780.00	18	KGDC2027R-8SGN	\$665.00	99	KGSL2031-8CHN	\$715.00	96	MGSM2022-9SGN	\$465.00	97	QSA1820-8N	\$280.00	44	RDL5279-3N	\$330.00	79
BSL2116-9-1N	\$540.00	24	KGDC2027R-8SMN	\$665.00	99	KGSL2031-8ESN	\$715.00	96	MGSM2022-9SMN	\$465.00	97	QSL1313-6-1N	\$215.00	58	RDL5279-4N	\$330.00	79
BSL2116-9-3N	\$540.00	24	KGDC2031R-8CHN	\$710.00	98	KGSL2031-8ONN	\$715.00	96	MGSM2031-9CHAN	\$540.00	97	QSL1313-6-2N	\$215.00	58	RDLA3319-6-4CBN	\$190.00	67
BSL2120-9-1N	\$565.00	24	KGDC2031R-8ESN	\$710.00	98	KGSL2031-8SGN	\$715.00	96	MGSM2031-9ESN	\$540.00	97	QSL1515-6-1N	\$260.00	57	RDLA3322-55-1N	\$485.00	83
BSL2120-9-3N	\$565.00	24	KGDC2031R-8ONN	\$710.00	98	KGSL2031-8SMN	\$715.00	96	MGSM2031-9MBKN	\$540.00	97	QSL1515-6-2N	\$260.00	57	RDLA3322-55-3N	\$485.00	83
BSL2120-9-4N	\$565.00	24	KGDC2031R-8SGN	\$710.00	98	MGC2031U-9CHAN	\$620.00	92	MGSM2031-9ONN	\$540.00	97	QSL1719-8-1N	\$370.00	56	RDLA3322-55-4N	\$485.00	83
BSL2125-9-1N	\$650.00	23	KGDC2031R-8SMN	\$710.00	98	MGC2031U-9ESN	\$620.00	92	MGSM2031-9PWTN	\$540.00	97	QSL1719-8-2N	\$370.00	56	RDU1831-7N	\$280.00	75
BSL2125-9-3N	\$650.00	23	KGDC2RU-8CHN	\$715.00	90	MGC2031U-9EONN	\$620.00	92	MGSM2031-9SGN	\$540.00	97	QSL1719-8-3N	\$370.00	56	RSL2020-10-1N	\$395.00	54
BSL2125-9-4N	\$650.00	23	KGDC2RU-8ESN	\$715.00	90	MGC2031U-9ESN	\$620.00	92	MGSM2031-9SMN	\$540.00	97	QSL2020-10-1N	\$500.00	53	RSL2020-10-3N	\$395.00	54
BSL2131-9-1N	\$700.00	22	KGDC2RU-8ONN	\$715.00	90	MGC2031U-9PWTN	\$620.00	92	ND1831UA-9N	\$405.00	74	QSL2020-10-3N	\$500.00	53	RSL2020-1N	\$200.00	78
BSL2131-9-3N	\$700.00	22	KGDC2RU-8SGN	\$715.00	90	MGC2031U-9SMN	\$620.00	92	NDC1827RU-9N	\$415.00	74	QSL2020-7-1N	\$220.00	44	RSL2020-3N	\$200.00	78
BSL2131-9-4N	\$700.00	22	KGDC2RU-8SMN	\$715.00	90	MGC2031U-9EONN	\$620.00	92	NDCX2132RU-9N	\$460.00	74	QSL2020-7-3N	\$220.00	44	RSL5251-1N	\$200.00	78
BSL2225-9-1N	\$675.00	23	KGDCR1U-8CHN	\$795.00	90	MGC2034U-9CHAN	\$640.00	91	NS1813U-7N	\$190.00	73	QSL2020-8-1N	\$280.00	43	RSL5251-3N	\$200.00	78
BSL2225-9-3N	\$675.00	23	KGDCR1U-8ESN	\$795.00	90	MGC2034U-9ESN	\$640.00	91	NS1820UA-9N	\$250.00	72	QSL2020-8-3N	\$280.00	43	RSLA2522-55-1N	\$395.00	82
BSL2225-9-4N	\$675.00	23	KGDCR1U-8ONN	\$795.00	90	MGC2034U-9MBKN	\$640.00	91	NS1925U-9N	\$325.00	72	QSL2225-12-1N	\$795.00	52	RSLA2522-55-3N	\$395.00	82
BSL2233-9-1N	\$725.00	22	KGDCR1U-8SGN	\$795.00	90	MGC2034U-9ONN	\$640.00	91	NS1930U-9N	\$330.00	72	QSL2225-12-3N	\$795.00	52	RSLA2522-55-4N	\$395.00	82
BSL2233-9-3N	\$725.00	22	KGDCR1U-8SMN	\$795.00	90	MGC2034U-9PWTN	\$640.00	91	QCA1942-10N	\$1,110.00	55	QSLA2031-8-1N	\$515.00	42	RSU1820-7N	\$200.00	73
BSL2233-9-4N	\$725.00	22	KGDL2031-8CHN	\$665.00	98	MGC2034U-9SGN	\$640.00	91	QCLA2027L-8-1N	\$635.00	46	QSLA2031-8-3N	\$515.00	42	RSU1829-55N	\$395.00	82
BSL2233-9-1N-OW	\$725.00	22	KGDL2031-8ESN	\$665.00	98	MGC2034U-9SMN	\$640.00	91	QCLA2027L-8-3N	\$635.00	46	QSLA2031-8-4N	\$515.00	42	RSU1925-55N	\$340.00	82
BSL2233-9-3N-OW	\$725.00	22	KGDL2031-8ONN	\$665.00	98	MGC2034U-9EONN	\$640.00	91	QCLA2027R-8-1N	\$635.00	46	QSLA2217-8-1N	\$420.00	43			
BSU1812-8N	\$565.00	16	KGDL2031-8SGN	\$665.00	98	MGC2034U-9ESN	\$640.00	91	QCLA2027R-8-3N	\$635.00	46	QSLA2217-8-3N	\$420.00	43			
BSU1816-9N	\$595.00	16	KGDL2031-8SMN	\$665.00	98	MGC2034U-9PWTN	\$640.00	91	QCLA2031L-8-1N	\$665.00	45	QSLA2225-10-1N	\$680.00	53			
BSU1820-9N	\$625.00	15	KGDL2233-9CHN	\$815.00	98	MGC2034U-9SGN	\$640.00	91	QCLA2031L-8-3N	\$665.00	45	QSLA2225-10-3N	\$680.00	53			
BSU1825-9N	\$665.00	15	KGDL2233-9ESN	\$815.00	98	MGC2034U-9SMN	\$640.00	91	QCLA2031R-8-1N	\$665.00	45	QSLA2225-10-4N	\$680.00	53			
BSU1831-9N	\$720.00	14	KGDL2233-9ONN	\$815.00	98	MGC2034U-9EONN	\$640.00	91	QCLA2031R-8-3N	\$665.00	45	QSLA2225-8-1N	\$465.00	42			
BSU1832-9N	\$750.00	14	KGDL2233-9SGN	\$815.00	98	MGC2034U-9PWTN	\$640.00	91	QCMA1826-7-1N	\$565.00	47	QSLA2225-8-3N	\$465.00	42			
BSU1832-9N-OW	\$750.00	14	KGDL2233-9SMN	\$815.00	98	MGC2034U-9SGN	\$640.00	91	QCMA1826-7-3N	\$565.00	47	QSLA2225-8-4N	\$465.00	42			
BTU1841-9N	\$1,020.00	18	KGS1U-8CHN	\$760.00	88	MGC2034U-9SMN	\$640.00	91	QCU1933R-9N	\$750.00	36	QSLA2233-8-1N	\$635.00	42			
CDLA3322-6-4N	\$210.00	66	KGS1U-8ESN	\$760.00	88	MGC2034U-9EONN	\$640.00	91	QCU2031R-9N	\$780.00	38	QSLA2233-8-3N	\$635.00	42			
CDLA3322-7-4N	\$220.00	66	KGS1U-8ONN	\$760.00	88	MGC2034U-9PWTN	\$640.00	91	QCUA1827L-8N	\$580.00	37	QSLA2233-8-4N	\$635.00	42			
CDLA3322-8-4NCB	\$245.00	66	KGS1U-8SGN	\$760.00	88	MGC2034U-9SGN	\$640.00	91	QCUA1827R-8N	\$580.00	37	QSLF2020-10-1	\$850.00	52			
CSLA1515-6-2NCB	\$200.00	64	KGS2U-8CHN	\$680.00	88	MGC2034U-9SMN	\$640.00	91	QCUA1831L-8 N	\$645.00	37	QSLF2020-10-3	\$850.00	52			
CSLA2522-6-4N	\$160.00	65	KGS2U-8ESN	\$680.00	88	MGC2034U-9EONN	\$640.00	91	QCUA1831R-8N	\$645.00	37	QSLF2020-12-1	\$985.00	52			
			KGS2U-8ONN	\$680.00	88	MGC2034U-9PWTN	\$640.00	91	QCUA1933R-8N	\$650.00	36	QSLF2020-12-3	\$985.00	52	WASTE DISPOSERS AND SINK		
			KGS2U-8SGN	\$680.00	88	MGC2034U-9SGN	\$640.00	91	QD1831-8N	\$450.00	47	QSR18-8N	\$535.00	56	ACCESSORIES ARE LOCATED		
						MGC2034U-9SMN	\$640.00	91	QDC2031R-8-1N	\$625.00	46	QSU1113-6N	\$200.00	36	ON THE FOLLOWING PAGE »		
						MGC2034U-9EONN	\$640.00	91									
						MGC2034U-9PWTN	\$640.00	91									
						MGC2034U-9SGN	\$640.00	91									
						MGC2034U-9SMN	\$640.00	91									
						MGC2034U-9EONN	\$640.00	91									
						MGC2034U-9PWTN	\$640.00	91									
						MGC2034U-9SGN	\$640.00	91									
						MGC2034U-9SMN	\$640.00	91									
						MGC2034U-9EONN	\$640.00	91									
						MGC2034U-9PWTN	\$640.00	91									
						MGC2034U-9SGN	\$640.00	91									
						MGC2034U-9SMN	\$640.00	91									
						MGC2034U-9EONN	\$640.00	91									
						MGC2034U-9PWTN	\$640.00	91									
						MGC2034U-9SGN	\$640.00	91									
						MGC2034U-9SMN	\$640.00	91									



**WASTE DISPOSERS**

KWD125B1-EZ	\$590.00	105
KWD125C1-EZ	\$550.00	105
KWD33C1-EZ	\$195.00	104
KWD50C1-EZ	\$270.00	104
KWD50C2-EZ	\$225.00	104
KWD75B1-EZ	\$550.00	105
KWD75C1-EZ	\$320.00	104

**SINK ACCESSORIES**

100	\$17.00	110
1047	\$25.00	110
1135	\$25.00	109
1135-CS	\$25.00	109
1130B	\$11.00	109
1135B	\$11.00	110
1135B-CS	\$11.00	110
1135T	\$7.00	109
1140	\$25.00	109
20102	\$7.00	110
31548	\$5.00	110
31703	\$12.00	110
4010856	\$15.00	109
61411	\$17.00	109
AS200	\$155.00	105
BB10	\$155.00	107
BG10S	\$115.00	107
BG11S	\$115.00	107
BG13S	\$120.00	107
BG14S	\$120.00	107
BG30S	\$155.00	107
BG35S	\$125.00	107
BG80S	\$155.00	107
BG90S	\$155.00	107
BG110S	\$155.00	107
BG160S	\$145.00	107
BG170S	\$130.00	107
BG180S	\$135.00	107
BG190S	\$200.00	107
BG200S	\$215.00	108
BG210S	\$270.00	108
BG220S	\$165.00	108
BG240S	\$170.00	108
BG400S	\$125.00	108
BG410S	\$180.00	108
BG430S	\$120.00	108
BG440S	\$115.00	108
BG450S	\$130.00	108
BG510S	\$130.00	108

BG514S	\$135.00	108
BG515S	\$145.00	108
BG518S	\$155.00	108
BG523S	\$160.00	108
BG529S	\$170.00	108
BG531S	\$180.00	108
BG5310S	\$180.00	108
BG1715C	\$55.00	108
BG1715R	\$55.00	108
BG2317C	\$70.00	108
BG2317R	\$70.00	109
BGA1217S	\$90.00	109
BGA1517S	\$120.00	109
BGA1817S	\$130.00	109
BGA1820S	\$155.00	109
BGA2317S	\$155.00	109
BGA3117S	\$180.00	109
BGDS10S	\$150.00	109
BGDS13S	\$180.00	109
BGDS14S	\$195.00	109
BGDS15S	\$195.00	109
BGDS18S	\$225.00	109
BGDS27S	\$320.00	109
C20S	\$105.00	107
C417P	\$70.00	107
DBR10S	\$130.00	107
EL-CLIPS	\$7.00	110
MB517	\$150.00	107
RM50S	\$165.00	107
RM55S	\$165.00	107





Franke Kitchen Systems, LLC  
800 Aviation Parkway  
Smyrna, TN 37167  
800-626-5771  
franke.us



Part No. FCAT0222  
Print 2/2022

© 2022 Franke Kitchen Systems, LLC  
All rights reserved. Printed in USA.